

STATE OF TENNESSEE
COUNTY OF GREENE

GREENE COUNTY LEGISLATIVE BODY
MAY 17, 2021
6:00 P.M.

The Greene County Legislative Body was in regular session on May 17, 2021 at 6:00 p.m. in the Greene County Courthouse.

Mayor Morrison called the meeting to order to transact business that has lawfully come before the Honorable Body. Commissioner Caleb Powell gave the invocation. Commissioner George Clemmer led the Pledge to the Flag.

Mayor Morrison called the Commissioners to sign in on their keypads and the following Commissioners were present. Commissioners Bible, Bowers, Burkey, Carpenter, Clemmer, Crawford, Dabbs, Kesterson, Lane, Lawing, Parton, Powell, Quillen, Shelton, Tucker, Waddle, and White were present. Commissioners Arrowood, Bryant, Cobble, and Peters were absent. There were 17 Commissioners present and 4 absent.

PUBLIC HEARING
May 17, 2021

Mayor Morrison announced to the Commissioners that Joel Hausser and Merri Younce with Rural Resources were unable to attend the Commission meeting to speak during the Public Hearing.

Commissioner Carpenter called on Ryan Cannon from the Greene County Sheriff's Department to speak to the Commissioners requesting refuge training funds for medical supplies for the Greene County Sheriff's Department.

Commissioner Carpenter called on Ricky Shuffler to speak to the Commissioners in regards to reducing the speed limit to 20 miles per hour on Greenfield Street. A petition for a speed limit to be set on Greenfield Street signed by area residents was given to each Commissioner. Ricky Shuffler stated that there were children who lived in the Greenfield Street area.

Commissioner Lane called on Jeff Taylor, President of the Greene County Partnership to speak to the Commissioners in regards to the support in Economic Development. The following main topics he addressed were the following:

1. Providing support and facilitating new funding opportunities to local industries and Community members and promoting awareness of grant/loan programs.
2. The opportunity positioning Greene County as a first consideration location and Building and maintaining relationships with economic development organizations.
3. Education & Workforce in the programming that develops a workforce pipeline, assisting partners to identify skills gaps, and supporting certification programs for career readiness designation.
4. Developing policies with our local governments to support a business-friendly Environment that facilitates strategic growth and engaging with state and local Officials in the economic development process.

5. Sustainability in promoting Greene Initiatives, maintaining TVA Valley Silver Sustainable Community designation and encouraging Environmental Education.
6. The quality of life for recruiting dining, entertainment, and recreation opportunities, hosting and promoting cultural events, festivals, and farmers' market.

Information of the 6 Reasons to Support Economic Development was given to each of the Commissioners and will be included in the Commission Minutes.

Commissioner Peters signed in at 6:23 p.m.

APPROVAL OF PRIOR MINUTES

A motion was made by Commissioners Crawford and seconded by Commissioner Clemmer to approve the prior minutes.

Mayor Morrison called the Commissioner to vote on their keypads. The following vote was taken to approve the prior minutes. Commissioners Bible, Bowers, Burkey, Carpenter, Clemmer, Crawford, Dabbs, Kesterson, Lane, Lawing, Parton, Peters, Powell, Quillen, Shelton, Tucker, Waddle, and White voted yes. Commissioners Arrowood, Bryant, and Cobble were absent. The vote was 18 – aye; 0 – nay; and 3 – absent. Mayor Morrison stated that the prior minutes were approved.

**PROCLAMATIONS
MONDAY, MAY 17, 2021**

A PROCLAMATION IN HONOR OF EMS WEEK

A PROCLAMATION OF NATIONAL SKILLED NURSING CARE WEEK

A PROCLAMATION IN HONOR OF NATIONAL LAW ENFORCEMENT WEEK

Mayor Morrison announced the Proclamations in Honor of EMS Week, and National Skilled Nursing Care Week. Mayor Morrison read the Proclamation in Honor of National Law Enforcement Week and presented the Proclamation to Greene County Sheriff Wesley Holt and Chief Deputy David Beverly.

**PROCLAMATION FOR
EMS WEEK**

WHEREAS, Emergency Medical Services is a vital public service; and

WHEREAS, the members of Emergency Medical Services teams are always ready to provide advanced lifesaving care to those in need 24 hours a day, seven days a week; and

WHEREAS, quick access to quality emergency care dramatically improves the survival and recovery rate of those who experience sudden illness or injury; and

WHEREAS, the Emergency Medical Services system comprises a vital network of first responders, emergency medical technicians, paramedics, firefighters, rescue squad technicians, educators, administrators, emergency nurses, emergency physicians, and others; and

WHEREAS, the members of Emergency Medical Services teams, whether career or volunteer, engage in thousands of hours of specialized training and continuing education to enhance their lifesaving skills; and


WHEREAS, it is of paramount importance to recognize the value and honor the accomplishments and service of Emergency Medical Services providers by designating Emergency Medical Services Week; now

*THEREFORE, We, Mayor Kevin Morrison of Greene County, and W.T. Daniels, Mayor of Greeneville, Tennessee join the Governor of the State of Tennessee and the President of the United States of America in recognition of these special workers and their service do hereby proclaim the week of May 16-22, 2021 as **EMERGENCY MEDICAL SERVICES WEEK** in Greene County Tennessee*

THIS THE 17th DAY OF MAY, 2021.


MAYOR OF GREENE COUNTY

MAYOR OF GREENEVILLE



A PROCLAMATION FOR
NATIONAL SKILLED NURSING CARE WEEK

WHEREAS, Greeneville and Greene County has an approximate total population of more than 69,000 citizens, and, a large portion of our citizens are sixty (60) years old or older; and

WHEREAS, As each of us reaches a stage in life where we may need assistance with our medical, or living needs, it is a comfort to know that Greene County has many outstanding nursing homes and assisted living communities that will meet the needs of many of our elderly citizens; and

WHEREAS, It is also a comfort to all of us who have family members and relatives who may need the services of a nursing home or assisted living community, to know that these organizations are staffed with well-trained, caring, individuals who will give proper care and attention to those who deserve our best; and


WHEREAS, It is only fitting that this time should be set aside in order that we might honor the excellence of the work being done by the staff of our nursing home facilities throughout Greene County and throughout this Country; and

WHEREAS, At this time we wish to thank the employees who serve in various capacities in nursing home and assisted living facilities for caring for our elderly citizens, for sharing their time and energy and love with those who deserve our very best.

NOW, THEREFORE, We, Kevin Morrison, Mayor of Greene County, Tennessee, and W. T. Daniels, Mayor of the City of Greeneville, do hereby proclaim this week of May 9, 2021 to be NATIONAL SKILLED NURSING CARE WEEK and urge all of our citizens to show your appreciation to all nursing home and assisted living facility employees for their many contributions.


COUNTY MAYOR

10 May 2021
DATE


CITY MAYOR

5/3/21
DATE



**PROCLAMATION
FOR
NATIONAL LAW ENFORCEMENT WEEK**

WHEREAS, in 1962, President John F Kennedy signed a proclamation designating May 15 as Peace Officers Memorial Day and that week as Police Week; and

WHEREAS, today there are more than 900,000 sworn law enforcement officers now serving in the United States; and

WHEREAS, since the first recorded police death in 1791, there have been over 20,000 law enforcement officers killed in the line of duty. During the past 10 years alone, a total of 1,512 law enforcement officers died in the line of duty, an average of one death every 63 hours. In 2016, there were 143 officers killed in the line of duty; and

WHEREAS, our community is not void of these tragic statistics. We have recorded one Greeneville Police Department and seven Greene County Sheriff's Department officers as having lost their lives in the line of duty; and


WHEREAS, law enforcement officers are our guardians of safety and peace who play an important role vital to our way of life; and

WHEREAS, it is our responsibility to demonstrate to our law enforcement officers that the citizens of Greene County recognize the difficult career they have chosen; and

WHEREAS, it is appropriate to recognize the value and appreciation of all our law enforcement professionals; now

*THEREFORE, I, Kevin C. Morrison, Mayor of Greene County, do hereby proclaim the week of May 9-15, 2021 as **NATIONAL LAW ENFORCEMENT WEEK** in Greene County Tennessee*

THIS THE 17th DAY OF MAY, 2021.


Kevin Morrison, Greene County Mayor



REPORTS

FINANCIAL REPORT FROM BOARD OF EDUCATION REPORTS FROM SOLID WASTE DEPARTMENT COMMITTEE MINUTES HIGHWAY DEPARTMENT ROAD LIST

A motion was made by Commissioner Quillen and seconded by Commissioner Dabbs to approve the Reports from Financial Report from Board of Education, Reports from Solid Waste Department, Committee Minutes, and Highway Department Road List.

Mayor Morrison called on the Commissioners to vote on their keypads. The following vote was taken: Commissioners Bible, Bowers, Burkey, Carpenter, Clemmer, Crawford, Dabbs, Kesterson, Lane, Lawing, Parton, Peters, Powell, Quillen, Shelton, Tucker, Waddle, and White voted yes. Commissioners Arrowood, Bryant, and Cobble were absent. The vote was 18 – aye; 0 – nay; and 3 – absent. The motion to approve the Reports from Financial Report from Board of Education, Reports from Solid Waste Department, Committee Minutes, and Highway Department Road List were approved.



**STATE OF TENNESSEE
GREENE COUNTY VETERANS SERVICE OFFICE
101 LONGVIEW DRIVE**

May 6, 2021

Monthly report for April 2021

- Electronic claims submitted: 172
- Mailed claims, documents, etc.: 61
- Telephone calls: 426
- Social Media questions about veterans' benefits: 45
- Walk-ins: 52
- Appointments: 82
- Referrals to other agencies: 25

Sonja Forbes

**Sonja Forbes
Director/VSO**

Greene County Schools Financial Report March 31st, 2021

Template Name: LGC Defined
Created by: Balance Sheet
(Landscape)

Greene County Board of Education
Balance Sheet (Landscape)
March 2021

User: Kayla Crawford
Date/Time: 4/8/2021 8:35 AM
Page 1 of 2

Fund : 141 General Purpose School		Balance
Account Number	Account Description	
Assets		
141-11130- - -	Cash In Bank	5,100.20
141-11140- - -	Cash With Trustee	14,974,460.29
141-11410- - -	Accounts Receivable	15,810.81
141-11430- - -	Due From Other Governments	545,158.79
141-11500- - -	Property Taxes Receivable	7,256,692.00
141-11510- - -	Allowance For Uncollectable Property Tax	(189,920.00)
141-14100- - -	Estimated Revenues	54,760,658.34
141-14200- - -	Unliquidated Encumbrances (Control)	624,908.54
141-14500- - -	Expenditures - Current Year (Control)	33,390,174.16
141-14600- - -	Exp Chgd To Reserve For Prior Yrs Enc	1,743,545.55
Total Assets		113,126,588.68
Total Assets and Deferred Outflows of Resources		113,126,588.68
Liabilities		
141-21100- - -	Accounts Payable	(356,933.25)
141-21310- - -	Income Tax Withheld And Unpaid	0.00
141-21320- - -	Social Security Tax	0.00
141-21325- - -	Employee Medicare Deduction	0.00
141-21330- - -	Retirement Contributions	(287.50)
141-21331- - -	401k Great West	1,834.20
141-21332- - -	Retirement Hybrid Stabli	(72.47)
141-21340- - -	Transamerica	49.67
141-21341- - -	Gr Co Teacher Ins	30,912.70
141-21342- - -	Usable Life	0.92
141-21343- - -	American Fidelity Ins	0.00
141-21344- - -	National Teachers Ins	0.00
141-21345- - -	Select Data - Flex Spending	0.00
141-21346- - -	Usable Accident	0.00
141-21348- - -	Conseco Health Ins	0.00
141-21349- - -	United Way	0.00
141-21350- - -	Comp Benefits	85.13
141-21351- - -	Compbenefits Dental	0.00
141-21352- - -	Horace Mann Life Ins	0.00
141-21353- - -	Usable Cancer	0.00
141-21355- - -	Tennessee Farmers Life	0.00

Template Name: LGC Defined
Created by: Balance Sheet
(Landscape)

Greene County Board of Education
Balance Sheet (Landscape)
March 2021

User: Kayla Crawford
Date/Time: 4/8/2021 8:35 AM
Page 2 of 2

Fund : 141 General Purpose School		Account Description	Balance
Account Number			
141-21357- - -		Modern Woodmen	0.00
141-21360- - -		Garnishments And Levies	(50.20)
141-21361- - -		Usable Vol Life	0.00
141-21362- - -		Usable UI/104t	(0.01)
141-21364- - -		Usable Critical Illness	0.00
141-21365- - -		Health Savings Account	0.00
141-21366- - -		Trustmark	0.00
141-21370- - -		Usable Disability	0.00
141-21380- - -		Credit Union Deductions	100.00
141-21381- - -		Aflac	1,470.08
141-21384- - -		Valic Annuity	(1,347.92)
141-21385- - -		P.P.S.	0.00
141-21391- - -		Association Dues	1,628.80
141-21500- - -		Due To Other Funds	(250,000.00)
141-28100- - -		Appropriations (Control)	(54,760,658.34)
141-28500- - -		Revenues (Control)	(41,646,362.90)
141-28510- - -		Transfers From Other Funds (Control)	(2,670,000.00)
141-29940- - -		Deferred Current Property Taxes	(6,895,888.00)
141-29945- - -		Deferred Delinquent Property Taxes	(170,884.00)
141-29990- - -		Other Deferred/Unavailable Revenue	(538,417.56)
		Total Liabilities	(107,254,820.65)
141-34110- - -		Encumbrances - Current Year	(624,908.54)
141-34120- - -		Encumbrances - Prior Year	(2,120,358.26)
141-34560- -CLA -		Restricted For Instruction - Career Ladder	252.17
141-34755- - -		Assigned For Education	(3,927.30)
141-34755- -110 -		Assigned For Education - Bridges To Success	(63,234.76)
141-34755- -RTB -		Assigned For Education - Retirement Incentive	(782,779.22)
141-34770- -ESP -		Assigned For Operation Of Non-Inst Ser - Extended School Program	(150,352.07)
141-39000- - -		Unassigned	(1,926,460.05)
141-39000- -142 -		Unassigned - Loan To 142	(200,000.00)
		Total Equities	(5,871,768.03)
		Total Liabilities, Deferred Inflows of Resources, and Fund Bala	(113,126,588.68)
Fund Totals:	141	General Purpose School	0.00

Template Name LGC Defined
Created by: LGC
Revenue Statement
by Sub Fund

Greene County Board of Education
Statement of Revenues by Sub-Fund
March 2021

User: Kayla Crawford
Date/Time: 4/8/2021 8:38 AM

Page 1 of 2

Fund : 141	General Purpose School	Original Est	Amendments	Total Estimated	YTD Realized	Unrealized	% Realized	Current Revenue
40110	Current Property Tax	6,625,000.00	0.00	6,625,000.00	(6,545,321.88)	79,678.12	98.80%	(337,888.46)
40120	Trustee's Collections-Prior YR	180,000.00	0.00	180,000.00	(187,925.42)	(7,925.42)	104.40%	(48,610.00)
40125	Trustee Collection Bankruptcy	200.00	0.00	200.00	(659.23)	(459.23)	329.62%	(5.33)
40130	Circuit Clerk	76,000.00	0.00	76,000.00	(61,469.98)	14,530.02	80.88%	(7,996.93)
40140	Interest & Penalty	65,000.00	0.00	65,000.00	(69,165.14)	(4,165.14)	106.41%	(17,061.64)
40150	Pick-Up Taxes	1,100.00	0.00	1,100.00	0.00	1,100.00	0.00%	0.00
40161	Payments in Lieu of Taxes TVA	6,000.00	0.00	6,000.00	(4,090.95)	1,909.05	68.18%	(454.55)
40162	Payments in Lieu of Taxes Local Utility	260,000.00	0.00	260,000.00	(233,607.87)	26,392.13	89.85%	(25,366.60)
40163	Payments in Lieu of Taxes Other	25,000.00	0.00	25,000.00	(6,312.23)	18,687.77	25.25%	(3,072.30)
40210	Local Option Sales Tax	6,000,000.00	0.00	6,000,000.00	(4,943,456.33)	1,056,543.67	82.39%	(602,988.21)
40275	Mix Drink Tax	5,000.00	0.00	5,000.00	(1,323.02)	3,676.98	26.46%	(30.25)
40320	Bank Excise Tax	20,000.00	0.00	20,000.00	(33,113.27)	(13,113.27)	165.57%	(33,113.27)
40390	Other Satutory Local Taxes	400.00	0.00	400.00	(132.40)	267.60	33.10%	0.00
40000	TOTAL LOCAL TAXES	13,263,700.00	0.00	13,263,700.00	(12,086,577.72)	1,177,122.28	91.13%	(1,076,587.54)
41110	Marriage License	2,500.00	0.00	2,500.00	(1,625.65)	874.35	65.03%	(133.49)
41000	TOTAL LICENSES AND PERMITS	2,500.00	0.00	2,500.00	(1,625.65)	874.35	65.03%	(133.49)
43104	Sale of Electricity	6,000.00	0.00	6,000.00	(2,315.57)	3,684.43	38.59%	(785.37)
43380	Vending Machines	1,000.00	0.00	1,000.00	(4.34)	995.66	0.43%	0.00
43531	Transportation Other Systems	90,000.00	0.00	90,000.00	0.00	90,000.00	0.00%	0.00
43570	Receivables From Individual Schools	80,000.00	0.00	80,000.00	(10,379.10)	69,620.90	12.97%	(2,977.48)
43581	Community Service Fees-Child	202,524.00	0.00	202,524.00	(103,125.89)	99,398.11	50.92%	(54,765.94)
43583	TBI Criminal Background Check	1,000.00	0.00	1,000.00	(101.45)	898.55	10.15%	0.00
43000	TOTAL CHARGES FOR CURRENT SERVICES	380,524.00	0.00	380,524.00	(115,926.35)	264,597.65	30.46%	(58,528.79)
44110	Interest Earned	175,000.00	0.00	175,000.00	(27,147.64)	147,852.36	15.51%	(1,607.72)
44120	Lease/Rentals	20,000.00	25,000.00	45,000.00	(22,723.00)	22,277.00	50.50%	(3,014.25)
44145	Sale of Recycled Materials	3,000.00	0.00	3,000.00	(562.05)	2,437.95	18.74%	0.00
44170	Miscellaneous Refunds	125,000.00	55,000.00	180,000.00	(136,449.11)	43,550.89	75.81%	(26,434.79)
44530	Sale of Equipment	2,000.00	0.00	2,000.00	(2,882.87)	(882.87)	144.14%	0.00
44560	Damages Recovered From Individual	300.00	0.00	300.00	(114.49)	185.51	38.16%	0.00
44570	Contributions & Gifts	932,140.00	605,356.36	1,537,496.36	(710,022.14)	827,474.22	46.18%	(45,929.90)
44990	Other Local Revenues	22,000.00	0.00	22,000.00	(19,172.40)	2,827.60	87.15%	(2,529.68)
44000	TOTAL OTHER LOCAL REVENUE	1,279,440.00	685,356.36	1,964,796.36	(919,073.70)	1,045,722.66	46.78%	(79,516.34)

Template Name LGC Defined
Created by: LGC
Revenue Statement
by Sub Fund

Greene County Board of Education
Statement of Revenues by Sub-Fund
March 2021

User:
Date/Time:

Kayla Crawford
4/8/2021 8:38 AM

Page 2 of 2

Fund :	141	General Purpose School	Original Est	Amendments	Total Estimated	YTD Realized	Unrealized	% Realized	Current Revenue
46511		Basic Education Program (BEP)	33,828,000.00	(105,500.00)	33,722,500.00	(26,927,500.00)	6,795,000.00	79.85%	(3,397,500.00)
46515		State Pre-K	1,402,896.00	11,716.85	1,414,612.85	(760,389.77)	654,223.08	53.75%	0.00
46550		Drivers Education	31,000.00	0.00	31,000.00	0.00	31,000.00	0.00%	0.00
46590		Other State Education Funds	294,000.00	(21,811.00)	303,439.00	(242,751.69)	9,954.98	96.34%	(30,343.96)
46590		LEAPS	81,250.00	0.00	50,000.00	(19,482.33)	81,250.00	0.00%	0.00
46591		Coordinated School Health Grant	100,000.00	0.00	100,000.00	(45,546.22)	54,453.78	45.55%	0.00
46594		Family Resource Grant	29,612.00	0.00	29,612.00	(22,370.40)	7,241.60	75.55%	0.00
46595		Statewide Student Mgmt Sys (Ssms)	0.00	0.00	0.00	(9,478.91)	(9,478.91)	No Budget	0.00
46610		Career Ladder Program	73,000.00	0.00	73,000.00	(41,221.21)	31,778.79	56.47%	0.00
46790		Other State Grants	0.00	18,196.00	18,196.00	(18,196.00)	0.00	100.00%	0.00
46980		Safe Schools Grant	3,170.00	0.00	3,170.00	(650.00)	2,520.00	20.50%	0.00
46981		Safe Schools Grant	210,000.00	208,676.86	418,676.86	(345,873.12)	72,803.74	82.61%	0.00
46000		TOTAL STATE OF TENNESSEE	36,052,928.00	111,278.71	36,164,206.71	(28,433,459.65)	7,730,747.06	78.62%	(3,427,843.96)
47143		Education of the Handicapped	5,000.00	35,000.00	40,000.00	(21,967.16)	18,032.84	54.92%	0.00
47590		Other Federal Through State	114,995.00	39,236.27	154,231.27	(32,349.06)	121,882.21	20.97%	(5,517.25)
47640		ROTC Reimbursement	50,000.00	0.00	50,000.00	(35,383.61)	14,616.39	70.77%	(5,182.18)
47680		Forest Service	10,000.00	0.00	10,000.00	0.00	10,000.00	0.00%	0.00
47000		TOTAL FEDERAL GOVERNMENT	179,995.00	74,236.27	254,231.27	(89,699.83)	164,531.44	35.28%	(10,699.43)
49800		Operating Transfers	30,000.00	2,700,700.00	2,730,700.00	(2,670,000.00)	60,700.00	97.78%	(1,400,000.00)
49000		TOTAL OTHER SOURCES	30,000.00	2,700,700.00	2,730,700.00	(2,670,000.00)	60,700.00	97.78%	(1,400,000.00)
Total For Fund: 141			51,189,087.00	3,571,571.34	54,760,658.34	(44,316,362.90)	10,444,295.44	80.93%	(6,053,309.55)

Template Name: LGC Defined
Created by: LGC

Greene County Board of Education
Statement of Expenditures Summary by Obj by Fund
March 2021

User:
Date/Time:

Kayla Crawford
4/8/2021 9:14 AM
Page 1 of 14

Fund : 141 General Purpose School

Account Number	Account Description	Budget Amount	Budget Amendments	Amended Budget	Month-to-Date Expenditures	Year-to-Date Expenditures	Outstanding Encumbrances	Unencumbered Balance	% Of Budget Exp
71100									
116	Teachers	(17,458,547.00)	(274,422.00)	(17,732,969.00)	1,427,788.03	10,130,902.86	0.00	(7,602,066.14)	57.13 %
117	Career Ladder Program	(52,000.00)	0.00	(52,000.00)	3,731.70	26,621.90	0.00	(25,378.10)	51.20 %
127	Career Ladder Extended Contracts	(48,000.00)	0.00	(48,000.00)	0.00	10,825.00	0.00	(37,175.00)	22.55 %
163	Educational Assistants	(642,118.00)	0.00	(642,118.00)	54,882.02	438,603.21	0.00	(203,514.79)	68.31 %
189	Other Salaries & Wages	(55,992.00)	0.00	(55,992.00)	4,498.12	40,276.80	0.00	(15,715.20)	71.93 %
195	Certified Substitute Teachers	(70,000.00)	(71,530.00)	(141,530.00)	13,926.00	102,976.56	17,023.44	(21,530.00)	84.79 %
198	Non-Certified Substitute Teachers	(105,000.00)	50,000.00	(55,000.00)	8,715.24	40,641.07	14,358.93	0.00	100.00 %
201	Social Security	(1,139,663.00)	(16,399.00)	(1,156,062.00)	86,774.31	620,005.76	0.00	(536,056.24)	53.63 %
204	State Retirement	(1,717,818.00)	(30,368.00)	(1,748,186.00)	138,141.09	986,357.12	0.00	(761,828.88)	56.42 %
206	Life Insurance	(5,702.00)	(75.00)	(5,777.00)	465.52	4,215.15	0.00	(1,561.85)	72.96 %
207	Medical Insurance	(3,101,558.00)	(7,549.00)	(3,109,107.00)	266,142.92	2,384,497.22	0.00	(724,609.78)	76.69 %
208	Dental Insurance	(39,325.00)	(750.00)	(40,075.00)	2,729.00	9,008.00	0.00	(31,067.00)	22.48 %
210	Unemployment Compensation	(26,000.00)	1,821.00	(24,179.00)	0.00	24,178.78	0.00	(0.22)	100.00 %
212	Employer Medicare	(266,534.00)	(3,835.00)	(270,369.00)	20,359.01	145,371.74	0.00	(124,997.26)	53.77 %
217	Retirement - Hybrid Stabilization	(70,000.00)	0.00	(70,000.00)	7,256.58	51,167.37	0.00	(18,832.63)	73.10 %
312	Contracts With Private Agencies	0.00	5,000.00	5,000.00	4,592.00	11,890.00	0.00	16,890.00	-237.80 %
336	Maintenance And Repair Services-Equipn	(18,500.00)	0.00	(18,500.00)	366.00	6,313.18	4,521.79	(7,665.03)	58.57 %
399	Other Contracted Services	(95,300.00)	(255,000.00)	(350,300.00)	7,780.40	68,629.92	26,532.43	(255,137.65)	27.17 %
429	Instructional Supplies	(142,500.00)	0.00	(142,500.00)	397.67	113,397.10	3,807.50	(25,295.40)	82.25 %
430	Textbooks - Electronic	(5,000.00)	0.00	(5,000.00)	0.00	0.00	0.00	(5,000.00)	0.00 %
449	Textbooks - Bound	(275,000.00)	225,000.00	(50,000.00)	229,292.08	24,840.46	0.00	(25,159.54)	49.68 %
471	Software	(80,750.00)	0.00	(80,750.00)	0.00	32,200.00	0.00	(48,550.00)	39.88 %
499	Other Supplies And Materials	(36,100.00)	0.00	(36,100.00)	0.00	33,906.49	0.00	(2,193.51)	93.92 %
599	Other Charges	(97,008.00)	(16,821.00)	(113,829.00)	1,362.78	94,144.21	5,655.08	(14,029.71)	87.67 %
722	Regular Instruction Equipment	(47,500.00)	(350,351.00)	(397,851.00)	200,076.20	247,296.91	16,522.69	(134,031.40)	66.31 %
Total 71100		(25,595,915.00)	(745,279.00)	(26,341,194.00)	2,479,276.67	15,648,266.81	88,421.86	(10,604,505.33)	59.74 %
71200									
116	Teachers	(1,965,017.00)	44,578.00	(1,920,439.00)	160,606.72	1,139,778.19	0.00	(780,660.81)	59.35 %
117	Career Ladder Program	(4,000.00)	0.00	(4,000.00)	366.66	2,566.62	0.00	(1,433.38)	64.17 %
128	Homebound Teachers	(104,457.00)	31,819.00	(72,638.00)	5,305.47	47,749.23	0.00	(24,888.77)	65.74 %
163	Educational Assistants	(207,783.00)	0.00	(207,783.00)	11,957.97	114,392.56	0.00	(93,390.44)	55.05 %
171	Speech Pathologist	(367,226.00)	5,427.00	(361,799.00)	22,730.20	160,344.03	0.00	(201,454.97)	44.32 %
195	Certified Substitute Teachers	(5,000.00)	0.00	(5,000.00)	298.14	1,676.16	3,323.84	0.00	100.00 %

Template Name: LGC Defined
Created by: LGC

Greene County Board of Education
Statement of Expenditures Summary by Obj by Fund
March 2021

User:
Date/Time:

Kayla Crawford
4/8/2021 9:14 AM
Page 2 of 14

Fund : 141 General Purpose School

Account Number	Account Description	Budget Amount	Budget Amendments	Amended Budget	Month-to-Date Expenditures	Year-to-Date Expenditures	Outstanding Encumbrances	Unencumbered Balance	% Of Budget Exp
71200									
198	Non-Certified Substitute Teachers	(7,000.00)	0.00	(7,000.00)	437.25	5,472.28	1,527.72	0.00	100.00 %
201	Social Security	(161,592.00)	5,238.00	(156,354.00)	11,186.73	81,425.94	0.00	(74,928.06)	52.08 %
204	State Retirement	(226,540.00)	8,591.00	(217,949.00)	17,625.22	126,963.72	0.00	(90,985.28)	58.25 %
206	Life Insurance	(965.00)	7.00	(958.00)	59.89	547.58	0.00	(410.42)	57.16 %
207	Medical Insurance	(396,938.00)	7,679.00	(389,259.00)	34,235.30	312,084.54	0.00	(77,174.46)	80.17 %
208	Dental Insurance	(5,500.00)	60.00	(5,440.00)	150.00	900.00	0.00	(4,540.00)	16.54 %
210	Unemployment Compensation	(2,250.00)	158.00	(2,092.00)	0.00	2,092.00	0.00	0.00	100.00 %
212	Employer Medicare	(38,221.00)	1,213.00	(37,008.00)	2,732.98	19,998.11	0.00	(17,009.89)	54.04 %
217	Retirement - Hybrid Stabilization	(8,000.00)	0.00	(8,000.00)	933.56	6,273.61	0.00	(1,726.39)	78.42 %
312	Contracts With Private Agencies	(12,000.00)	(32,010.00)	(44,010.00)	8,739.01	45,457.99	0.00	1,447.99	103.29 %
322	Evaluation And Testing	(500.00)	(275.00)	(775.00)	0.00	775.00	0.00	0.00	100.00 %
336	Maintenance And Repair Services-Equipm	(500.00)	0.00	(500.00)	0.00	65.00	0.00	(435.00)	13.00 %
399	Other Contracted Services	0.00	(23.00)	(23.00)	0.00	22.75	0.00	(0.25)	98.91 %
429	Instructional Supplies	(14,500.00)	(39,236.27)	(53,736.27)	623.92	3,917.56	2,692.33	(47,126.38)	12.30 %
499	Other Supplies And Materials	(3,750.00)	0.00	(3,750.00)	269.99	954.14	1,599.71	(1,196.15)	68.10 %
Total 71200		(3,531,739.00)	33,225.73	(3,498,513.27)	278,259.01	2,073,457.01	9,143.60	(1,415,912.66)	59.53 %
71300									
116	Teachers	(992,422.00)	19,749.00	(972,673.00)	80,804.88	634,756.55	0.00	(337,916.45)	65.26 %
117	Career Ladder Program	(3,000.00)	0.00	(3,000.00)	249.99	1,749.93	0.00	(1,250.07)	58.33 %
195	Certified Substitute Teachers	(2,500.00)	0.00	(2,500.00)	1,182.92	2,461.59	38.41	0.00	100.00 %
198	Non-Certified Substitute Teachers	(5,000.00)	0.00	(5,000.00)	1,606.26	3,557.40	1,442.60	0.00	100.00 %
201	Social Security	(62,181.00)	883.00	(61,298.00)	4,718.30	37,323.40	0.00	(23,974.60)	60.89 %
204	State Retirement	(86,282.00)	(3,660.00)	(89,942.00)	7,403.61	57,878.58	0.00	(32,063.42)	64.35 %
206	Life Insurance	(274.00)	(84.00)	(358.00)	22.58	203.66	0.00	(154.34)	56.89 %
207	Medical Insurance	(156,305.00)	3,584.00	(152,721.00)	12,820.31	114,314.78	0.00	(38,406.22)	74.85 %
208	Dental Insurance	(2,050.00)	0.00	(2,050.00)	0.00	0.00	0.00	(2,050.00)	0.00 %
210	Unemployment Compensation	(1,200.00)	84.00	(1,116.00)	0.00	1,116.00	0.00	0.00	100.00 %
212	Employer Medicare	(14,542.00)	207.00	(14,335.00)	1,103.47	8,728.87	0.00	(5,606.13)	60.89 %
217	Retirement - Hybrid Stabilization	(6,800.00)	(500.00)	(7,300.00)	560.95	4,563.70	0.00	(2,736.30)	62.52 %
311	Contracts With Other School Systems	(312,534.00)	0.00	(312,534.00)	0.00	228,428.25	0.00	(84,105.75)	73.09 %
336	Maintenance And Repair Services-Equipm	(1,000.00)	0.00	(1,000.00)	0.00	0.00	0.00	(1,000.00)	0.00 %
429	Instructional Supplies	(38,000.00)	0.00	(38,000.00)	3,085.81	16,258.98	14,044.85	(7,696.17)	79.75 %
499	Other Supplies And Materials	(3,000.00)	(12,000.00)	(15,000.00)	562.50	1,257.50	0.00	(13,742.50)	8.38 %

Template Name: LGC Defined
Created by: LGC

Greene County Board of Education
Statement of Expenditures Summary by Obj by Fund
March 2021

User:
Date/Time:

Kayla Crawford
4/8/2021 9:14 AM
Page 3 of 14

Fund : 141 General Purpose School

Account Number	Account Description	Budget Amount	Budget Amendments	Amended Budget	Month-to-Date Expenditures	Year-to-Date Expenditures	Outstanding Encumbrances	Unencumbered Balance	% Of Budget Exp
71300									
599	Other Charges	(3,000.00)	(26,196.00)	(29,196.00)	0.00	0.00	18,192.00	(11,004.00)	62.31 %
730	Vocational Instruction Equipment	(14,250.00)	5,000.00	(9,250.00)	0.00	289.14	1,000.00	(7,960.86)	13.94 %
Total 71300		(1,704,340.00)	(12,933.00)	(1,717,273.00)	114,121.58	1,112,888.33	34,717.86	(569,666.81)	66.83 %
72110									
105	Supervisor/Director	(45,295.00)	540.00	(44,755.00)	3,729.28	33,563.53	0.00	(11,191.47)	74.99 %
162	Clerical Personnel	(35,838.00)	0.00	(35,838.00)	2,756.80	27,568.00	0.00	(8,270.00)	76.92 %
189	Other Salaries & Wages	(26,996.00)	399.00	(26,597.00)	2,216.42	15,514.92	0.00	(11,082.08)	58.33 %
201	Social Security	(5,569.00)	(901.00)	(6,470.00)	519.22	4,626.11	0.00	(1,843.89)	71.50 %
204	State Retirement	(8,248.00)	(1,615.00)	(9,863.00)	803.61	6,970.21	0.00	(2,892.79)	70.67 %
206	Life Insurance	(22.00)	0.00	(22.00)	1.80	16.20	0.00	(5.80)	73.64 %
207	Medical Insurance	(11,495.00)	(100.00)	(11,595.00)	977.60	8,677.91	0.00	(2,917.09)	74.84 %
208	Dental Insurance	(225.00)	0.00	(225.00)	0.00	0.00	0.00	(225.00)	0.00 %
210	Unemployment Compensation	(150.00)	11.00	(139.00)	0.00	139.00	0.00	0.00	100.00 %
212	Employer Medicare	(1,302.48)	(338.00)	(1,640.48)	121.42	1,081.92	0.00	(558.56)	65.95 %
399	Other Contracted Services	(42,800.00)	0.00	(42,800.00)	0.00	37,913.01	0.00	(4,886.99)	88.58 %
499	Other Supplies And Materials	(200.00)	0.00	(200.00)	0.00	0.00	0.00	(200.00)	0.00 %
599	Other Charges	(100.00)	0.00	(100.00)	0.00	0.00	0.00	(100.00)	0.00 %
Total 72110		(178,240.48)	(2,004.00)	(180,244.48)	11,126.15	136,070.81	0.00	(44,173.67)	75.49 %
72120									
105	Supervisor/Director	(53,167.00)	786.00	(52,381.00)	5,249.70	36,747.90	0.00	(15,633.10)	70.16 %
131	Medical Personnel	(379,056.00)	811.00	(378,245.00)	35,510.26	305,488.88	0.00	(72,756.12)	80.76 %
189	Other Salaries & Wages	(10,627.00)	(6,373.00)	(17,000.00)	1,417.07	9,665.80	0.00	(7,334.20)	56.86 %
201	Social Security	(30,445.00)	(297.00)	(30,742.00)	2,360.69	19,901.45	0.00	(10,840.55)	64.74 %
204	State Retirement	(36,320.00)	885.00	(35,435.00)	3,172.65	26,340.48	0.00	(9,094.52)	74.33 %
206	Life Insurance	(259.00)	0.00	(259.00)	20.06	202.46	0.00	(56.54)	78.17 %
207	Medical Insurance	(131,106.00)	2,177.00	(128,929.00)	13,712.33	120,120.56	0.00	(8,808.44)	93.17 %
208	Dental Insurance	(2,150.00)	0.00	(2,150.00)	150.00	450.00	0.00	(1,700.00)	20.93 %
210	Unemployment Compensation	(450.00)	32.00	(418.00)	0.00	418.00	0.00	0.00	100.00 %
212	Employer Medicare	(7,120.00)	(1,563.00)	(8,683.00)	552.10	4,654.38	0.00	(4,028.62)	53.60 %
307	Communication	(1,596.00)	(404.00)	(2,000.00)	69.98	676.48	379.52	(944.00)	52.80 %
348	Postal Charges	(700.00)	300.00	(400.00)	0.00	0.00	0.00	(400.00)	0.00 %
355	Travel	(8,502.00)	1,696.00	(6,806.00)	269.31	1,636.45	0.00	(5,169.55)	24.04 %

Template Name: LGC Defined
Created by: LGC

Greene County Board of Education
Statement of Expenditures Summary by Obj by Fund
March 2021

User:
Date/Time:

Kayla Crawford
4/8/2021 9:14 AM
Page 4 of 14

Fund : 141 General Purpose School

Account Number	Account Description	Budget Amount	Budget Amendments	Amended Budget	Month-to-Date Expenditures	Year-to-Date Expenditures	Outstanding Encumbrances	Unencumbered Balance	% Of Budget Exp
72120									
399	Other Contracted Services	(6,150.00)	0.00	(6,150.00)	0.00	0.00	0.00	(6,150.00)	0.00 %
413	Drugs And Medical Supplies	(7,500.00)	0.00	(7,500.00)	0.00	1,876.08	0.00	(5,623.92)	25.01 %
499	Other Supplies And Materials	(11,800.00)	300.00	(11,500.00)	0.00	2,424.34	529.91	(8,545.75)	25.69 %
524	In-Service/Staff Development	(1,500.00)	1,200.00	(300.00)	0.00	105.50	6.00	(188.50)	37.17 %
599	Other Charges	(13,089.00)	3,589.00	(9,500.00)	1,560.84	5,581.69	714.87	(3,203.44)	66.28 %
735	Health Equipment	(6,000.00)	0.00	(6,000.00)	0.00	972.99	27.01	(5,000.00)	16.67 %
Total 72120		(707,537.00)	3,139.00	(704,398.00)	64,044.99	537,263.44	1,657.31	(165,477.25)	76.51 %
72130									
117	Career Ladder Program	(1,000.00)	0.00	(1,000.00)	83.33	583.31	0.00	(416.69)	58.33 %
123	Guidance Personnel	(767,391.00)	17,614.00	(749,777.00)	59,448.36	442,325.00	0.00	(307,452.00)	58.99 %
164	Attendants	(72,734.00)	0.00	(72,734.00)	7,373.92	55,306.48	0.00	(17,427.52)	76.04 %
195	Certified Substitute Teachers	(2,000.00)	0.00	(2,000.00)	0.00	0.00	2,000.00	0.00	100.00 %
198	Non-Certified Substitute Teachers	(2,000.00)	0.00	(2,000.00)	0.00	198.75	1,801.25	0.00	100.00 %
201	Social Security	(52,336.00)	1,092.00	(51,244.00)	3,961.93	29,539.84	0.00	(21,704.16)	57.65 %
204	State Retirement	(77,630.00)	1,776.00	(75,854.00)	6,166.78	46,012.76	0.00	(29,841.24)	60.66 %
206	Life Insurance	(288.00)	24.00	(264.00)	22.76	203.79	0.00	(60.21)	77.19 %
207	Medical Insurance	(137,577.00)	12,506.00	(125,071.00)	10,702.99	96,426.22	0.00	(28,644.78)	77.10 %
208	Dental Insurance	(3,500.00)	250.00	(3,250.00)	448.90	898.90	0.00	(2,351.10)	27.66 %
210	Unemployment Compensation	(500.00)	35.00	(465.00)	0.00	465.00	0.00	0.00	100.00 %
212	Employer Medicare	(12,240.00)	255.00	(11,985.00)	926.59	6,908.51	0.00	(5,076.49)	57.64 %
217	Retirement - Hybrid Stabilization	(2,500.00)	0.00	(2,500.00)	282.27	2,038.20	0.00	(461.80)	81.53 %
309	Contracts With Government Agencies	(210,000.00)	(52,500.00)	(262,500.00)	0.00	262,500.00	0.00	0.00	100.00 %
322	Evaluation And Testing	(30,000.00)	0.00	(30,000.00)	0.00	0.00	0.00	(30,000.00)	0.00 %
355	Travel	0.00	0.00	0.00	0.00	0.00	0.00	0.00	100.00 %
399	Other Contracted Services	(67,400.00)	(100,050.00)	(167,450.00)	6,666.00	36,422.33	0.00	(131,027.67)	21.75 %
499	Other Supplies And Materials	(2,850.00)	(470.90)	(3,320.90)	0.00	700.90	0.00	(2,620.00)	21.11 %
524	In-Service/Staff Development	(6,500.00)	3,115.00	(3,385.00)	0.00	0.00	0.00	(3,385.00)	0.00 %
599	Other Charges	(200.00)	(36,629.96)	(36,829.96)	20,109.49	21,193.63	1,767.12	(13,869.21)	62.34 %
790	Other Equipment	(200.00)	(117,976.00)	(118,176.00)	27,440.75	30,371.47	87,310.75	(493.78)	99.58 %
Total 72130		(1,448,846.00)	(270,959.86)	(1,719,805.86)	143,634.07	1,032,095.09	92,879.12	(594,831.65)	65.41 %
72210									
105	Supervisor/Director	(239,683.00)	3,900.00	(235,783.00)	12,566.49	165,128.43	0.00	(70,654.57)	70.03 %

Template Name: LGC Defined
Created by: LGC

Greene County Board of Education
Statement of Expenditures Summary by Obj by Fund
March 2021

User:
Date/Time:

Kayla Crawford
4/8/2021 9:14 AM
Page 5 of 14

Fund : 141 General Purpose School

Account Number	Account Description	Budget Amount	Budget Amendments	Amended Budget	Month-to-Date Expenditures	Year-to-Date Expenditures	Outstanding Encumbrances	Unencumbered Balance	% Of Budget Exp
72210									
117	Career Ladder Program	(5,000.00)	0.00	(5,000.00)	424.23	2,969.61	0.00	(2,030.39)	59.39 %
129	Librarians	(807,478.00)	2,068.00	(805,410.00)	67,117.17	469,820.19	0.00	(335,589.81)	58.33 %
137	Education Media Personnel	(374,943.00)	3,282.00	(371,661.00)	28,848.31	278,939.44	0.00	(92,721.56)	75.05 %
162	Clerical Personnel	(36,376.00)	0.00	(36,376.00)	2,678.40	27,826.15	0.00	(8,549.85)	76.50 %
163	Educational Assistants	(36,928.00)	0.00	(36,928.00)	3,295.74	27,619.34	0.00	(9,308.66)	74.79 %
189	Other Salaries & Wages	(117,307.00)	(744.00)	(118,051.00)	9,837.59	78,700.72	0.00	(39,350.28)	66.67 %
195	Certified Substitute Teachers	(2,000.00)	0.00	(2,000.00)	0.00	768.54	1,231.46	0.00	100.00 %
198	Non-Certified Substitute Teachers	(5,000.00)	0.00	(5,000.00)	278.25	1,404.50	3,595.50	0.00	100.00 %
201	Social Security	(100,422.00)	1,049.00	(99,373.00)	7,109.87	60,363.95	0.00	(39,009.05)	60.74 %
204	State Retirement	(132,902.00)	1,744.00	(131,158.00)	11,740.34	97,758.22	0.00	(33,399.78)	74.53 %
206	Life Insurance	(475.00)	0.00	(475.00)	36.94	366.74	0.00	(108.26)	77.21 %
207	Medical Insurance	(226,097.00)	2,143.00	(223,954.00)	22,527.31	214,595.51	0.00	(9,358.49)	95.82 %
208	Dental Insurance	(3,000.00)	0.00	(3,000.00)	412.00	862.00	0.00	(2,138.00)	28.73 %
210	Unemployment Compensation	(900.00)	63.00	(837.00)	0.00	837.00	0.00	0.00	100.00 %
212	Employer Medicare	(23,485.00)	245.00	(23,240.00)	1,673.01	14,211.11	0.00	(9,028.89)	61.15 %
217	Retirement - Hybrid Stabilization	(1,000.00)	0.00	(1,000.00)	0.00	0.00	0.00	(1,000.00)	0.00 %
307	Communication	(6,800.00)	0.00	(6,800.00)	386.36	3,939.13	2,560.87	(300.00)	95.59 %
308	Consultants	(5,000.00)	0.00	(5,000.00)	0.00	0.00	0.00	(5,000.00)	0.00 %
336	Maintenance And Repair Services-Equipm	(100.00)	0.00	(100.00)	0.00	0.00	0.00	(100.00)	0.00 %
355	Travel	(23,750.00)	8,420.00	(15,330.00)	1,843.54	11,324.43	0.00	(4,005.57)	73.87 %
399	Other Contracted Services	(30,000.00)	0.00	(30,000.00)	0.00	12,202.72	0.00	(17,797.28)	40.68 %
432	Library Books/Media	(28,500.00)	0.00	(28,500.00)	0.00	23,783.00	0.00	(4,717.00)	83.45 %
499	Other Supplies And Materials	(10,000.00)	0.00	(10,000.00)	106.51	754.62	572.69	(8,672.69)	13.27 %
524	In-Service/Staff Development	(5,000.00)	0.00	(5,000.00)	0.00	626.99	0.00	(4,373.01)	12.54 %
599	Other Charges	(500.00)	0.00	(500.00)	0.00	0.00	0.00	(500.00)	0.00 %
790	Other Equipment	(1,000.00)	0.00	(1,000.00)	0.00	0.00	0.00	(1,000.00)	0.00 %
Total 72210		(2,223,646.00)	22,170.00	(2,201,476.00)	170,882.06	1,494,802.34	7,960.52	(698,713.14)	68.26 %
72220									
105	Supervisor/Director	(86,033.00)	1,085.00	(84,948.00)	7,078.91	63,710.19	0.00	(21,237.81)	75.00 %
117	Career Ladder Program	(3,000.00)	0.00	(3,000.00)	300.00	2,100.00	0.00	(900.00)	70.00 %
124	Psychological Personnel	(136,555.00)	1,500.00	(135,055.00)	8,987.26	73,898.08	0.00	(61,156.92)	54.72 %
135	Assessment Personnel	(65,273.00)	0.00	(65,273.00)	4,908.42	39,267.36	0.00	(26,005.64)	60.16 %
161	Secretary(S)	(35,131.00)	16,566.00	(18,565.00)	1,343.20	14,087.20	0.00	(4,477.80)	75.88 %

Template Name: LGC Defined
Created by: LGC

Greene County Board of Education
Statement of Expenditures Summary by Obj by Fund
March 2021

User:
Date/Time:

Kayla Crawford
4/8/2021 9:14 AM
Page 6 of 14

Fund : 141 General Purpose School

Account Number	Account Description	Budget Amount	Budget Amendments	Amended Budget	Month-to-Date Expenditures	Year-to-Date Expenditures	Outstanding Encumbrances	Unencumbered Balance	% Of Budget Exp
72220									
189	Other Salaries & Wages	(68,684.00)	0.00	(68,684.00)	5,662.91	45,303.28	0.00	(23,380.72)	65.96 %
201	Social Security	(24,284.00)	1,089.00	(23,195.00)	1,655.57	14,097.25	0.00	(9,097.75)	60.78 %
204	State Retirement	(34,653.00)	2,370.00	(32,283.00)	2,568.41	21,398.04	0.00	(10,884.96)	66.28 %
206	Life Insurance	(86.00)	(4.00)	(90.00)	6.60	60.00	0.00	(30.00)	66.67 %
207	Medical Insurance	(46,700.00)	4,274.00	(42,426.00)	3,590.40	31,574.46	0.00	(10,851.54)	74.42 %
208	Dental Insurance	(750.00)	75.00	(675.00)	0.00	150.00	0.00	(525.00)	22.22 %
210	Unemployment Compensation	(150.00)	11.00	(139.00)	0.00	139.00	0.00	0.00	100.00 %
212	Employer Medicare	(5,679.00)	254.00	(5,425.00)	387.20	3,296.97	0.00	(2,128.03)	60.77 %
217	Retirement - Hybrid Stabilization	0.00	(2,775.00)	(2,725.00)	177.95	1,376.18	0.00	(1,348.82)	50.50 %
307	Communication	(1,500.00)	0.00	(1,500.00)	69.98	676.48	523.52	(300.00)	80.00 %
310	Contracts With Other Public Agencies	0.00	(4,400.00)	(4,400.00)	0.00	1,917.50	0.00	(2,482.50)	43.58 %
330	Operating Lease Payments	(550.00)	0.00	(550.00)	0.00	516.48	0.00	(33.52)	93.91 %
336	Maintenance And Repair Services-Equipn	(1,000.00)	0.00	(1,000.00)	750.00	884.80	0.00	(115.20)	88.48 %
355	Travel	(8,000.00)	0.00	(8,000.00)	732.69	5,200.67	874.83	(1,924.50)	75.94 %
399	Other Contracted Services	(4,400.00)	4,400.00	0.00	0.00	0.00	0.00	0.00	100.00 %
499	Other Supplies And Materials	(11,000.00)	0.00	(11,000.00)	1,068.68	5,513.93	463.95	(5,022.12)	54.34 %
524	In-Service/Staff Development	(1,400.00)	0.00	(1,400.00)	0.00	1,315.00	25.00	(60.00)	95.71 %
599	Other Charges	(2,500.00)	0.00	(2,500.00)	0.00	819.00	0.00	(1,681.00)	32.76 %
Total 72220		(537,328.00)	24,495.00	(512,833.00)	39,288.18	327,301.87	1,887.30	(183,643.83)	64.19 %
72230									
105	Supervisor/Director	(86,033.00)	1,000.00	(85,033.00)	7,078.91	63,710.19	0.00	(21,322.81)	74.92 %
117	Career Ladder Program	(1,000.00)	0.00	(1,000.00)	100.00	700.00	0.00	(300.00)	70.00 %
201	Social Security	(5,396.00)	0.00	(5,396.00)	442.79	3,977.26	0.00	(1,418.74)	73.71 %
204	State Retirement	(9,252.00)	0.00	(9,252.00)	737.27	6,614.89	0.00	(2,637.11)	71.50 %
206	Life Insurance	(14.00)	0.00	(14.00)	1.20	10.80	0.00	(3.20)	77.14 %
207	Medical Insurance	(7,220.00)	68.00	(7,152.00)	599.00	5,331.00	0.00	(1,821.00)	74.54 %
208	Dental Insurance	(150.00)	0.00	(150.00)	0.00	0.00	0.00	(150.00)	0.00 %
210	Unemployment Compensation	(34.00)	2.00	(32.00)	0.00	32.00	0.00	0.00	100.00 %
212	Employer Medicare	(1,262.00)	0.00	(1,262.00)	103.55	930.17	0.00	(331.83)	73.71 %
355	Travel	(5,500.00)	0.00	(5,500.00)	0.00	150.25	0.00	(5,349.75)	2.73 %
Total 72230		(115,861.00)	1,070.00	(114,791.00)	9,062.72	81,456.56	0.00	(33,334.44)	70.96 %
72250									
350	Internet Connectivity	(104,000.00)	0.00	(104,000.00)	98,500.80	98,500.80	0.00	(5,499.20)	94.71 %

Template Name: LGC Defined
Created by: LGC

Greene County Board of Education
Statement of Expenditures Summary by Obj by Fund
March 2021

User: Kayla Crawford
Date/Time: 4/8/2021 9:14 AM
Page 7 of 14

Fund : 141 General Purpose School

Account Number	Account Description	Budget Amount	Budget Amendments	Amended Budget	Month-to-Date Expenditures	Year-to-Date Expenditures	Outstanding Encumbrances	Unencumbered Balance	% Of Budget Exp
72250									
470	Cabling	(10,000.00)	0.00	(10,000.00)	0.00	570.00	1,620.00	(7,810.00)	21.90 %
471	Software	(87,000.00)	(10,000.00)	(97,000.00)	0.00	50,297.02	2,016.07	(44,686.91)	53.93 %
Total 72250		(201,000.00)	(10,000.00)	(211,000.00)	98,500.80	149,367.82	3,636.07	(57,996.11)	72.51 %
72310									
118	Secretary To Board	(6,000.00)	0.00	(6,000.00)	500.00	5,500.00	0.00	(500.00)	91.67 %
186	Longevity Pay	(300,000.00)	0.00	(300,000.00)	0.00	191,563.15	0.00	(108,436.85)	63.85 %
191	Board And Committee Members Fees	(12,000.00)	0.00	(12,000.00)	0.00	4,025.00	0.00	(7,975.00)	33.54 %
201	Social Security	(19,716.00)	0.00	(19,716.00)	24.60	12,192.84	0.00	(7,523.16)	61.84 %
204	State Retirement	(626.00)	0.00	(626.00)	35.00	414.75	0.00	(211.25)	66.25 %
206	Life Insurance	(2,010.00)	0.00	(2,010.00)	153.94	900.32	0.00	(1,109.68)	44.79 %
207	Medical Insurance	(453,500.00)	9,950.00	(443,550.00)	53,820.77	276,590.81	0.00	(166,959.19)	62.36 %
212	Employer Medicare	(4,611.00)	0.00	(4,611.00)	5.75	2,901.89	0.00	(1,709.11)	62.93 %
305	Audit Services	(25,000.00)	(1,000.00)	(26,000.00)	0.00	26,000.00	0.00	0.00	100.00 %
320	Dues And Memberships	(10,100.00)	(4,950.00)	(15,050.00)	12,265.00	20,026.00	0.00	4,976.00	133.06 %
331	Legal Services	(25,000.00)	0.00	(25,000.00)	820.00	17,194.68	0.00	(7,805.32)	68.78 %
355	Travel	(15,000.00)	0.00	(15,000.00)	0.00	1,473.65	3,441.78	(10,084.57)	32.77 %
399	Other Contracted Services	(6,750.00)	0.00	(6,750.00)	0.00	4,250.00	0.00	(2,500.00)	62.96 %
510	Trustee's Commission	(300,000.00)	0.00	(300,000.00)	20,902.25	250,610.47	0.00	(49,389.53)	83.54 %
533	Criminal Investigation Of Applicants - Tbi	(12,500.00)	0.00	(12,500.00)	1,159.95	6,068.95	0.00	(6,431.05)	48.55 %
599	Other Charges	(8,000.00)	(4,000.00)	(12,000.00)	280.37	8,881.23	2,394.75	(724.02)	93.97 %
Total 72310		(1,200,813.00)	0.00	(1,200,813.00)	89,967.63	828,593.74	5,836.53	(366,382.73)	69.49 %
72320									
101	County Official/Administrative Officer	(109,166.00)	0.00	(109,166.00)	9,097.17	81,874.53	0.00	(27,291.47)	75.00 %
103	Assistant(S)	(134,240.00)	0.00	(134,240.00)	9,429.33	91,224.68	0.00	(43,015.32)	67.96 %
117	Career Ladder Program	(1,000.00)	0.00	(1,000.00)	0.00	0.00	0.00	(1,000.00)	0.00 %
162	Clerical Personnel	(32,240.00)	0.00	(32,240.00)	2,480.00	24,800.00	0.00	(7,440.00)	76.92 %
201	Social Security	(17,152.00)	0.00	(17,152.00)	850.84	10,757.67	0.00	(6,394.33)	62.72 %
204	State Retirement	(28,131.00)	0.00	(28,131.00)	1,490.88	18,342.51	0.00	(9,788.49)	65.20 %
206	Life Insurance	(58.00)	(10.00)	(68.00)	4.46	41.68	0.00	(26.32)	61.29 %
207	Medical Insurance	(41,000.00)	400.00	(40,600.00)	4,071.72	25,209.16	0.00	(15,390.84)	62.09 %
208	Dental Insurance	(600.00)	0.00	(600.00)	150.00	300.00	0.00	(300.00)	50.00 %
210	Unemployment Compensation	(140.00)	10.00	(130.00)	0.00	130.00	0.00	0.00	100.00 %
212	Employer Medicare	(4,011.00)	0.00	(4,011.00)	281.64	2,681.22	0.00	(1,329.78)	66.85 %

Template Name: LGC Defined
Created by: LGC

Greene County Board of Education
Statement of Expenditures Summary by Obj by Fund
March 2021

User: Kayla Crawford
Date/Time: 4/8/2021 9:14 AM
Page 8 of 14

Fund : 141 General Purpose School

Account Number	Account Description	Budget Amount	Budget Amendments	Amended Budget	Month-to-Date Expenditures	Year-to-Date Expenditures	Outstanding Encumbrances	Unencumbered Balance	% Of Budget Exp
72320									
302	Advertising	(7,000.00)	0.00	(7,000.00)	18.18	4,906.09	333.91	(1,760.00)	74.86 %
307	Communication	(25,000.00)	0.00	(25,000.00)	1,598.69	18,263.24	833.09	(5,903.67)	76.39 %
320	Dues And Memberships	(8,500.00)	0.00	(8,500.00)	0.00	7,614.00	0.00	(886.00)	89.58 %
336	Maintenance And Repair Services-Equipn	(300.00)	0.00	(300.00)	0.00	0.00	0.00	(300.00)	0.00 %
348	Postal Charges	(8,000.00)	0.00	(8,000.00)	483.51	1,965.09	489.12	(5,545.79)	30.68 %
355	Travel	(4,000.00)	0.00	(4,000.00)	270.12	400.96	880.55	(2,718.49)	32.04 %
399	Other Contracted Services	(7,000.00)	0.00	(7,000.00)	282.65	4,913.20	1,190.60	(896.20)	87.20 %
435	Office Supplies	(5,500.00)	0.00	(5,500.00)	38.08	602.49	2,195.11	(2,702.40)	50.87 %
599	Other Charges	(500.00)	0.00	(500.00)	30.00	30.00	0.00	(470.00)	6.00 %
701	Administration Equipment	(600.00)	0.00	(600.00)	0.00	0.00	0.00	(600.00)	0.00 %
Total 72320		(434,138.00)	400.00	(433,738.00)	30,577.27	294,056.52	5,922.38	(133,759.10)	69.16 %
72410									
104	Principals	(1,156,279.00)	0.00	(1,156,279.00)	94,865.70	853,217.12	0.00	(303,061.88)	73.79 %
117	Career Ladder Program	(4,000.00)	(1,000.00)	(5,000.00)	581.82	4,072.74	0.00	(927.26)	81.45 %
139	Assistant Principals	(667,249.00)	0.00	(667,249.00)	54,540.42	436,323.36	0.00	(230,925.64)	65.39 %
161	Secretary(S)	(655,187.00)	0.00	(655,187.00)	50,150.02	463,072.14	0.00	(192,114.86)	70.68 %
189	Other Salaries & Wages	(80,000.00)	0.00	(80,000.00)	5,962.00	55,685.50	0.00	(24,314.50)	69.61 %
201	Social Security	(158,889.00)	0.00	(158,889.00)	11,937.84	106,632.14	0.00	(52,256.86)	67.11 %
204	State Retirement	(248,504.00)	100.00	(248,404.00)	19,526.57	170,771.17	0.00	(77,632.83)	68.75 %
206	Life Insurance	(835.00)	0.00	(835.00)	64.49	635.29	0.00	(199.71)	76.08 %
207	Medical Insurance	(511,367.00)	9,903.00	(501,464.00)	45,044.59	427,855.88	0.00	(73,608.12)	85.32 %
208	Dental Insurance	(8,700.00)	0.00	(8,700.00)	450.00	2,400.00	0.00	(6,300.00)	27.59 %
210	Unemployment Compensation	(500.00)	35.00	(465.00)	0.00	465.00	0.00	0.00	100.00 %
212	Employer Medicare	(37,167.00)	0.00	(37,167.00)	2,791.91	24,938.17	0.00	(12,228.83)	67.10 %
217	Retirement - Hybrid Stabilization	0.00	(100.00)	(100.00)	0.00	24.16	0.00	(75.84)	24.16 %
307	Communication	(42,000.00)	0.00	(42,000.00)	34.99	22,973.95	561.75	(18,464.30)	56.04 %
336	Maintenance And Repair Services-Equipn	(1,000.00)	0.00	(1,000.00)	0.00	0.00	0.00	(1,000.00)	0.00 %
355	Travel	(2,500.00)	965.00	(1,535.00)	0.00	0.00	0.00	(1,535.00)	0.00 %
399	Other Contracted Services	(45,000.00)	0.00	(45,000.00)	2,956.62	23,652.96	11,826.48	(9,520.56)	78.84 %
499	Other Supplies And Materials	(6,000.00)	0.00	(6,000.00)	124.58	1,277.21	5,922.79	1,200.00	120.00 %
599	Other Charges	(1,000.00)	0.00	(1,000.00)	0.00	200.00	0.00	(800.00)	20.00 %
701	Administration Equipment	(2,000.00)	0.00	(2,000.00)	0.00	0.00	0.00	(2,000.00)	0.00 %
Total 72410		(3,628,177.00)	9,903.00	(3,618,274.00)	289,031.55	2,594,196.79	18,311.02	(1,005,766.19)	72.20 %

Template Name: LGC Defined
Created by: LGC

Greene County Board of Education
Statement of Expenditures Summary by Obj by Fund
March 2021

User:
Date/Time:

Kayla Crawford
4/8/2021 9:14 AM
Page 9 of 14

Fund : 141 General Purpose School

Account Number	Account Description	Budget Amount	Budget Amendments	Amended Budget	Month-to-Date Expenditures	Year-to-Date Expenditures	Outstanding Encumbrances	Unencumbered Balance	% Of Budget Exp
72510									
105	Supervisor/Director	(62,000.00)	970.00	(61,030.00)	5,333.40	47,594.10	0.00	(13,435.90)	77.98 %
162	Clerical Personnel	(184,163.00)	15,129.00	(169,034.00)	12,863.20	129,674.11	0.00	(39,359.89)	76.71 %
201	Social Security	(15,262.00)	1,313.00	(13,949.00)	1,048.38	10,128.44	0.00	(3,820.56)	72.61 %
204	State Retirement	(17,231.00)	919.00	(16,312.00)	1,061.96	12,196.98	0.00	(4,115.02)	74.77 %
206	Life Insurance	(79.00)	7.00	(72.00)	4.80	57.74	0.00	(14.26)	80.19 %
207	Medical Insurance	(45,641.00)	4,264.00	(41,377.00)	2,718.08	33,499.63	0.00	(7,877.37)	80.96 %
208	Dental Insurance	(825.00)	75.00	(750.00)	150.00	450.00	0.00	(300.00)	60.00 %
210	Unemployment Compensation	(140.00)	(40,000.00)	(40,140.00)	0.00	30,007.96	0.00	(10,132.04)	74.76 %
212	Employer Medicare	(3,569.00)	190.00	(3,379.00)	245.20	2,368.72	0.00	(1,010.28)	70.10 %
320	Dues And Memberships	(1,610.00)	0.00	(1,610.00)	0.00	270.00	0.00	(1,390.00)	13.66 %
336	Maintenance And Repair Services-Equipn	(1,000.00)	0.00	(1,000.00)	0.00	0.00	0.00	(1,000.00)	0.00 %
355	Travel	(4,400.00)	2,000.00	(2,400.00)	0.00	421.48	110.00	(1,868.52)	22.15 %
399	Other Contracted Services	(24,159.00)	(1,000.00)	(25,159.00)	0.00	6,764.85	0.00	(18,394.15)	26.89 %
411	Data Processing Supplies	(5,000.00)	0.00	(5,000.00)	0.00	635.90	1,164.10	(3,200.00)	36.00 %
435	Office Supplies	(2,000.00)	0.00	(2,000.00)	14.77	319.70	995.30	(685.00)	65.75 %
499	Other Supplies And Materials	(1,500.00)	0.00	(1,500.00)	323.13	1,246.77	23.23	(230.00)	84.67 %
599	Other Charges	(500.00)	0.00	(500.00)	11.99	380.00	0.00	(120.00)	76.00 %
701	Administration Equipment	(2,000.00)	(4,470.00)	(6,470.00)	435.15	5,021.15	0.00	(1,448.85)	77.61 %
Total 72510		(371,079.00)	(20,603.00)	(391,682.00)	24,210.06	280,987.53	2,292.63	(108,401.84)	72.32 %
72610									
166	Custodial Personnel	(925,636.00)	0.00	(925,636.00)	67,713.88	704,816.67	0.00	(220,819.33)	76.14 %
189	Other Salaries & Wages	(127,928.00)	0.00	(127,928.00)	10,868.38	101,312.29	0.00	(26,615.71)	79.19 %
201	Social Security	(65,631.00)	0.00	(65,631.00)	4,702.77	48,459.66	0.00	(17,171.34)	73.84 %
204	State Retirement	(69,635.00)	0.00	(69,635.00)	5,287.34	54,614.82	0.00	(15,020.18)	78.43 %
206	Life Insurance	(950.00)	0.00	(950.00)	40.24	432.71	0.00	(517.29)	45.55 %
207	Medical Insurance	(280,000.00)	2,568.00	(277,432.00)	23,173.08	231,010.58	0.00	(46,421.42)	83.27 %
208	Dental Insurance	(5,000.00)	0.00	(5,000.00)	150.00	450.00	0.00	(4,550.00)	9.00 %
210	Unemployment Compensation	(2,500.00)	175.00	(2,325.00)	0.00	2,325.00	0.00	0.00	100.00 %
212	Employer Medicare	(15,277.00)	0.00	(15,277.00)	1,099.89	11,333.25	0.00	(3,943.75)	74.19 %
336	Maintenance And Repair Services-Equipn	(5,000.00)	(10,050.00)	(15,050.00)	2,076.50	8,887.46	4,160.54	(2,002.00)	86.70 %
355	Travel	(4,000.00)	0.00	(4,000.00)	859.16	1,641.71	0.00	(2,358.29)	41.04 %
399	Other Contracted Services	(28,000.00)	0.00	(28,000.00)	1,698.00	18,404.13	8,078.87	(1,517.00)	94.58 %
410	Custodial Supplies	(114,000.00)	0.00	(114,000.00)	0.00	85,590.63	390.00	(28,019.37)	75.42 %

Template Name: LGC Defined
Created by: LGC

Greene County Board of Education
Statement of Expenditures Summary by Obj by Fund
March 2021

User:
Date/Time:

Kayla Crawford
4/8/2021 9:14 AM
Page 10 of 14

Fund : 141 General Purpose School

Account Number	Account Description	Budget Amount	Budget Amendments	Amended Budget	Month-to-Date Expenditures	Year-to-Date Expenditures	Outstanding Encumbrances	Unencumbered Balance	% Of Budget Exp
72610									
415	Electricity	(1,000,000.00)	10,000.00	(990,000.00)	112,976.83	701,729.16	0.00	(288,270.84)	70.88 %
434	Natural Gas	(100,000.00)	0.00	(100,000.00)	25,828.41	85,535.28	0.00	(14,464.72)	85.54 %
454	Water And Sewer	(185,000.00)	0.00	(185,000.00)	16,368.09	105,664.79	0.00	(79,335.21)	57.12 %
499	Other Supplies And Materials	(5,000.00)	0.00	(5,000.00)	0.00	2,593.00	0.00	(2,407.00)	51.86 %
599	Other Charges	(1,000.00)	50.00	(950.00)	194.97	498.22	311.76	(140.02)	85.26 %
720	Plant Operation Equipment	(15,000.00)	0.00	(15,000.00)	0.00	0.00	359.98	(14,640.02)	2.40 %
Total 72610		(2,949,557.00)	2,743.00	(2,946,814.00)	272,987.54	2,165,299.36	13,301.15	(768,213.49)	73.93 %
72620									
105	Supervisor/Director	(57,263.00)	0.00	(57,263.00)	4,404.84	44,048.40	0.00	(13,214.60)	76.92 %
162	Clerical Personnel	(33,197.00)	0.00	(33,197.00)	2,553.60	25,536.00	0.00	(7,661.00)	76.92 %
167	Maintenance Personnel	(333,320.00)	0.00	(333,320.00)	22,880.00	228,800.00	0.00	(104,520.00)	68.64 %
201	Social Security	(26,275.00)	0.00	(26,275.00)	1,799.83	18,100.78	0.00	(8,174.22)	68.89 %
204	State Retirement	(29,665.00)	0.00	(29,665.00)	2,088.70	20,886.98	0.00	(8,778.02)	70.41 %
206	Life Insurance	(160.00)	0.00	(160.00)	12.00	120.00	0.00	(40.00)	75.00 %
207	Medical Insurance	(78,000.00)	780.00	(77,220.00)	7,862.78	67,499.06	0.00	(9,720.94)	87.41 %
208	Dental Insurance	(1,650.00)	0.00	(1,650.00)	0.00	300.00	0.00	(1,350.00)	18.18 %
210	Unemployment Compensation	(380.00)	27.00	(353.00)	0.00	353.00	0.00	0.00	100.00 %
212	Employer Medicare	(6,145.00)	0.00	(6,145.00)	420.93	4,233.27	0.00	(1,911.73)	68.89 %
307	Communication	(1,400.00)	0.00	(1,400.00)	47.98	463.81	536.19	(400.00)	71.43 %
329	Laundry Service	(5,000.00)	0.00	(5,000.00)	376.56	3,151.53	1,848.47	0.00	100.00 %
335	Maintenance And Repair Services-Buildin	(150,000.00)	(17,600.00)	(167,600.00)	14,012.13	152,490.53	15,106.23	(3.24)	100.00 %
336	Maintenance And Repair Services-Equipn	(50,000.00)	20,000.00	(30,000.00)	3,612.35	21,178.15	6,091.93	(2,729.92)	90.90 %
355	Travel	(500.00)	0.00	(500.00)	0.00	447.91	0.00	(52.09)	89.58 %
399	Other Contracted Services	(34,000.00)	(5,000.00)	(39,000.00)	795.12	26,557.85	12,045.59	(396.56)	98.98 %
418	Equipment And Machinery Parts	(15,000.00)	0.00	(15,000.00)	1,953.16	14,622.18	297.86	(79.96)	99.47 %
499	Other Supplies And Materials	(22,500.00)	2,573.00	(19,927.00)	595.77	11,293.44	7,480.89	(1,152.67)	94.22 %
599	Other Charges	(11,000.00)	0.00	(11,000.00)	1,437.35	6,237.45	4,216.15	(546.40)	95.03 %
717	Maintenance Equipment	(4,750.00)	0.00	(4,750.00)	0.00	0.00	0.00	(4,750.00)	0.00 %
Total 72620		(860,205.00)	780.00	(859,425.00)	64,853.10	646,320.34	47,623.31	(165,481.35)	80.75 %
72710									
142	Mechanic(S)	(233,280.00)	0.00	(233,280.00)	16,976.00	180,765.34	0.00	(52,514.66)	77.49 %
146	Bus Drivers	(1,026,675.00)	0.00	(1,026,675.00)	93,217.83	791,459.97	0.00	(235,215.03)	77.09 %

Template Name: LGC Defined
Created by: LGC

Greene County Board of Education
Statement of Expenditures Summary by Obj by Fund
March 2021

User:
Date/Time:

Kayla Crawford
4/8/2021 9:14 AM
Page 11 of 14

Fund : 141 General Purpose School

Account Number	Account Description	Budget Amount	Budget Amendments	Amended Budget	Month-to-Date Expenditures	Year-to-Date Expenditures	Outstanding Encumbrances	Unencumbered Balance	% Of Budget Exp
72710									
189	Other Salaries & Wages	(184,329.00)	0.00	(184,329.00)	14,266.90	130,738.14	0.00	(53,590.86)	70.93 %
201	Social Security	(89,546.00)	0.00	(89,546.00)	7,362.84	65,645.00	0.00	(23,901.00)	73.31 %
204	State Retirement	(101,100.00)	1,400.00	(99,700.00)	8,530.37	76,189.73	0.00	(23,510.27)	76.42 %
206	Life Insurance	(1,440.00)	0.00	(1,440.00)	75.17	810.45	0.00	(629.55)	56.28 %
207	Medical Insurance	(343,846.00)	3,131.00	(340,715.00)	37,316.44	345,351.16	0.00	4,636.16	101.36 %
208	Dental Insurance	(6,750.00)	0.00	(6,750.00)	600.00	2,089.99	0.00	(4,660.01)	30.96 %
210	Unemployment Compensation	(3,200.00)	224.00	(2,976.00)	0.00	2,976.00	0.00	0.00	100.00 %
212	Employer Medicare	(20,943.00)	0.00	(20,943.00)	1,746.74	15,548.16	0.00	(5,394.84)	74.24 %
217	Retirement - Hybrid Stabilization	0.00	(1,400.00)	(1,400.00)	0.00	659.29	0.00	(740.71)	47.09 %
307	Communication	(2,500.00)	0.00	(2,500.00)	82.97	873.28	1,126.72	(500.00)	80.00 %
329	Laundry Service	(5,000.00)	0.00	(5,000.00)	368.71	3,459.04	1,540.96	0.00	100.00 %
338	Maintenance And Repair Services-Vehicle	(8,000.00)	0.00	(8,000.00)	220.76	3,361.69	638.31	(4,000.00)	50.00 %
340	Medical And Dental Services	(14,500.00)	0.00	(14,500.00)	1,058.00	10,933.00	0.00	(3,567.00)	75.40 %
351	Rentals	(300.00)	0.00	(300.00)	0.00	0.00	0.00	(300.00)	0.00 %
355	Travel	(6,750.00)	0.00	(6,750.00)	0.00	108.57	0.00	(6,641.43)	1.61 %
399	Other Contracted Services	(500.00)	0.00	(500.00)	0.00	189.99	310.01	0.00	100.00 %
412	Diesel Fuel	(365,000.00)	24,500.00	(340,500.00)	22,085.02	85,009.39	(5,815.65)	(261,306.26)	23.26 %
424	Garage Supplies	(5,500.00)	0.00	(5,500.00)	509.09	3,660.80	1,563.50	(275.70)	94.99 %
425	Gasoline	(40,000.00)	0.00	(40,000.00)	3,034.58	18,391.14	0.00	(21,608.86)	45.98 %
433	Lubricants	(18,000.00)	0.00	(18,000.00)	313.60	5,287.24	1,712.76	(11,000.00)	38.89 %
450	Tires And Tubes	(45,000.00)	0.00	(45,000.00)	9,263.89	11,301.39	30,283.61	(3,415.00)	92.41 %
453	Vehicle Parts	(215,000.00)	0.00	(215,000.00)	12,831.01	151,152.85	28,184.26	(35,662.89)	83.41 %
499	Other Supplies And Materials	(17,500.00)	0.00	(17,500.00)	1,180.41	9,418.90	3,697.84	(4,383.26)	74.95 %
599	Other Charges	(16,000.00)	(49,500.00)	(65,500.00)	1,122.32	50,699.73	10,588.53	(4,211.74)	93.57 %
729	Transportation Equipment	(9,000.00)	0.00	(9,000.00)	324.00	1,141.50	0.00	(7,858.50)	12.68 %
Total 72710		(2,779,659.00)	(21,645.00)	(2,801,304.00)	232,486.65	1,967,221.74	73,830.85	(760,251.41)	72.86 %
72810									
189	Other Salaries & Wages	(89,057.00)	0.00	(89,057.00)	4,685.04	43,336.72	0.00	(45,720.28)	48.66 %
201	Social Security	(5,522.00)	0.00	(5,522.00)	254.54	2,401.12	0.00	(3,120.88)	43.48 %
204	State Retirement	(3,043.00)	0.00	(3,043.00)	256.75	2,364.55	0.00	(678.45)	77.70 %
206	Life Insurance	(72.00)	0.00	(72.00)	2.40	24.00	0.00	(48.00)	33.33 %
207	Medical Insurance	(15,424.00)	150.00	(15,274.00)	1,323.52	13,102.00	0.00	(2,172.00)	85.78 %

Template Name: LGC Defined
Created by: LGC

Greene County Board of Education
Statement of Expenditures Summary by Obj by Fund
March 2021

User:
Date/Time:

Kayla Crawford
4/8/2021 9:14 AM
Page 12 of 14

Fund : 141 General Purpose School

Account Number	Account Description	Budget Amount	Budget Amendments	Amended Budget	Month-to-Date Expenditures	Year-to-Date Expenditures	Outstanding Encumbrances	Unencumbered Balance	% Of Budget Exp
72810									
208	Dental Insurance	(369.00)	0.00	(369.00)	0.00	0.00	0.00	(369.00)	0.00 %
210	Unemployment Compensation	(217.00)	0.00	(217.00)	0.00	126.00	0.00	(91.00)	58.06 %
212	Employer Medicare	(1,291.00)	0.00	(1,291.00)	59.54	561.55	0.00	(729.45)	43.50 %
Total 72810		(114,995.00)	150.00	(114,845.00)	6,581.79	61,915.94	0.00	(52,929.06)	53.91 %
73300									
105	Supervisor/Director	(11,000.00)	0.00	(11,000.00)	1,276.00	2,634.50	0.00	(8,365.50)	23.95 %
116	Teachers	(30,280.00)	9,240.00	(21,040.00)	1,700.00	11,397.50	0.00	(9,642.50)	54.17 %
162	Clerical Personnel	(15,000.00)	0.00	(15,000.00)	602.64	8,989.53	0.00	(6,010.47)	59.93 %
163	Educational Assistants	(24,383.00)	17,738.00	(6,645.00)	1,351.75	4,924.75	0.00	(1,720.25)	74.11 %
189	Other Salaries & Wages	(755,471.00)	(320,243.25)	(1,075,714.25)	85,670.21	656,726.96	0.00	(418,987.29)	61.05 %
201	Social Security	(50,510.00)	(20,015.01)	(70,525.01)	5,470.67	41,147.50	0.00	(29,377.51)	58.34 %
204	State Retirement	(49,188.92)	(26,759.16)	(75,948.08)	5,662.86	45,294.80	0.00	(30,653.28)	59.64 %
206	Life Insurance	(240.00)	238.00	(2.00)	22.34	29.52	0.00	27.52	1,476.00 %
207	Medical Insurance	(117,430.92)	(23,557.72)	(140,988.64)	13,280.36	121,586.45	0.00	(19,402.19)	86.24 %
208	Dental Insurance	(1,800.00)	600.00	(1,200.00)	0.00	150.00	0.00	(1,050.00)	12.50 %
210	Unemployment Compensation	(500.00)	0.00	(500.00)	0.00	465.00	0.00	(35.00)	93.00 %

Template Name: LGC Defined
Created by: LGC

Greene County Board of Education
Statement of Expenditures Summary by Obj by Fund
March 2021

User:
Date/Time:

Kayla Crawford
4/8/2021 9:14 AM
Page 13 of 14

Fund : 141 General Purpose School

Account Number	Account Description	Budget Amount	Budget Amendments	Amended Budget	Month-to-Date Expenditures	Year-to-Date Expenditures	Outstanding Encumbrances	Unencumbered Balance	% Of Budget Exp
73300									
212	Employer Medicare	(12,263.68)	(4,477.70)	(16,741.38)	1,282.85	9,645.36	0.00	(7,096.02)	57.61 %
217	Retirement - Hybrid Stabilization	(259.00)	79.00	(180.00)	26.33	134.64	0.00	(45.36)	74.80 %
307	Communication	(400.00)	0.00	(400.00)	0.00	0.00	0.00	(400.00)	0.00 %
355	Travel	(10,924.00)	(6,124.77)	(17,048.77)	803.24	10,346.57	0.00	(6,702.20)	60.69 %
399	Other Contracted Services	0.00	(250.00)	(250.00)	0.00	0.00	0.00	(250.00)	0.00 %
422	Food Supplies	(2,500.00)	250.00	(2,250.00)	718.54	1,804.14	1,955.58	1,509.72	167.10 %
429	Instructional Supplies	(40,800.00)	(144,931.36)	(185,731.36)	17,813.37	76,183.02	23,838.89	(85,709.45)	53.85 %
499	Other Supplies And Materials	(38,623.00)	11,820.79	(26,802.21)	834.47	12,176.47	4,684.51	(9,941.23)	62.91 %
524	In-Service/Staff Development	(8,474.00)	6,945.45	(1,528.55)	0.00	816.19	0.00	(712.36)	53.40 %
599	Other Charges	(28,068.00)	(21,833.63)	(49,901.63)	1,387.81	15,599.82	7,748.41	(26,553.40)	46.79 %
790	Other Equipment	0.00	(53,225.00)	(53,225.00)	0.00	53,225.00	0.00	0.00	100.00 %
Total 73300	Community Services	(1,196,115.52)	(574,506.36)	(1,772,621.88)	137,903.44	1,073,277.72	38,227.39	(661,116.77)	62.70 %
73400									
105	Supervisor/Director	(18,433.00)	(567.00)	(19,000.00)	1,542.90	13,886.08	0.00	(5,113.92)	73.08 %
116	Teachers	(700,000.00)	(8,000.00)	(708,000.00)	58,901.92	412,313.44	0.00	(295,686.56)	58.24 %
162	Clerical Personnel	(16,600.00)	(400.00)	(17,000.00)	1,276.80	12,962.56	0.00	(4,037.44)	76.25 %
163	Educational Assistants	(81,700.00)	(5,800.00)	(87,500.00)	7,714.34	64,938.86	0.00	(22,561.14)	74.22 %
195	Certified Substitute Teachers	(1,500.00)	(4,500.00)	(6,000.00)	192.13	364.39	1,135.61	(4,500.00)	25.00 %
198	Non-Certified Substitute Teachers	(3,500.00)	(1,500.00)	(5,000.00)	1,026.88	2,580.46	919.54	(1,500.00)	70.00 %
201	Social Security	(50,700.00)	(1,550.00)	(52,250.00)	4,023.66	29,257.37	0.00	(22,992.63)	55.99 %
204	State Retirement	(81,250.00)	(3,750.00)	(85,000.00)	6,722.42	48,404.74	0.00	(36,595.26)	56.95 %
206	Life Insurance	(310.00)	5.00	(305.00)	24.74	230.71	0.00	(74.29)	75.64 %
207	Medical Insurance	(159,000.00)	(3,000.00)	(162,000.00)	13,383.41	123,383.15	0.00	(38,616.85)	76.16 %
208	Dental Insurance	(3,225.00)	0.00	(3,225.00)	150.00	300.00	0.00	(2,925.00)	9.30 %
210	Unemployment Compensation	(900.00)	60.00	(840.00)	0.00	837.00	0.00	(3.00)	99.64 %
212	Employer Medicare	(11,900.00)	(600.00)	(12,500.00)	941.02	6,842.39	0.00	(5,657.61)	54.74 %

Template Name: LGC Defined
Created by: LGC

Greene County Board of Education
Statement of Expenditures Summary by Obj by Fund
March 2021

User:
Date/Time:

Kayla Crawford
4/8/2021 9:14 AM
Page 14 of 14

Fund : 141 General Purpose School

Account Number	Account Description	Budget Amount	Budget Amendments	Amended Budget	Month-to-Date Expenditures	Year-to-Date Expenditures	Outstanding Encumbrances	Unencumbered Balance	% Of Budget Exp
73400									
217	Retirement - Hybrid Stabilization	(800.00)	0.00	(800.00)	64.43	451.01	0.00	(348.99)	56.38 %
310	Contracts With Other Public Agencies	(188,000.00)	(17,000.00)	(205,000.00)	8,608.96	114,486.37	7,411.08	(83,102.55)	59.46 %
312	Contracts With Private Agencies	0.00	0.00	0.00	0.00	0.00	0.00	0.00	100.00 %
336	Maintenance And Repair Services-Equipm	(2,000.00)	0.00	(2,000.00)	0.00	57.21	40.00	(1,902.79)	4.86 %
429	Instructional Supplies	(68,208.00)	31,515.15	(36,692.85)	54.57	31,746.31	2,585.98	(2,360.56)	93.57 %
499	Other Supplies And Materials	(11,000.00)	3,000.00	(8,000.00)	28.34	4,991.43	127.83	(2,880.74)	63.99 %
524	In-Service/Staff Development	(1,000.00)	(500.00)	(1,500.00)	0.00	671.50	0.00	(828.50)	44.77 %
722	Regular Instruction Equipment	(2,870.00)	870.00	(2,000.00)	0.00	0.00	0.00	(2,000.00)	0.00 %
Total 73400		(1,402,896.00)	(11,716.85)	(1,414,612.85)	104,656.52	868,704.98	12,220.04	(533,687.83)	62.27 %
76100									
707	Building Improvements	(5,000.00)	(1,400,000.00)	(1,405,000.00)	0.00	0.00	115,879.60	(1,289,120.40)	8.25 %
790	Other Equipment	0.00	(600,000.00)	(600,000.00)	16,629.42	16,629.42	51,160.00	(532,210.58)	11.30 %
Total 76100		(5,000.00)	(2,000,000.00)	(2,005,000.00)	16,629.42	16,629.42	167,039.60	(1,821,330.98)	9.16 %
Total		(51,189,087.00)	(3,571,571.34)	(54,760,658.34)	4,678,081.20	33,390,174.16	624,908.54	(20,745,575.64)	62.12 %
Total		(51,189,087.00)	(3,571,571.34)	(54,760,658.34)	4,678,081.20	33,390,174.16	624,908.54	(20,745,575.64)	62.12 %
Total For Fund: 141		(51,189,087.00)	(3,571,571.34)	(54,760,658.34)	4,678,081.20	33,390,174.16	624,908.54	(20,745,575.64)	62.12 %

Template Name: LGC Defined Balance Sheet
Created by: BGM:marized

Greene County Board of Education
Balance Sheet Summarized
March 2021

User: Kayla Crawford
Date/Time: 4/7/2021 2:01 PM
Page 1 of 1

Fund: 142	School Federal Projects	
Account Number	Account Description	Ending Balance
11130	Cash In Bank	(1,141.76)
11140	Cash With Trustee	577,153.03
11440	Due From Other Funds	0.00
14100	Estimated Revenues	13,835,008.96
14200	Unliquidated Encumbrances (Control)	439,126.58
14500	Expenditures - Current Year (Control)	3,570,479.90
14510	Transfers To Other Funds (Control)	339,737.00
14600	Exp Chgd To Reserve For Prior Yrs Enc	5,509.84
	Total Assets	18,765,873.55
	Total Assets and Deferred Outflows of Resources	18,765,873.55
21100	Accounts Payable	(25,205.27)
21310	Income Tax Withheld And Unpaid	0.00
21320	Social Security Tax	0.00
21325	Employee Medicare Deduction	0.00
21330	Retirement Contributions	(408.05)
21331	401k Great West	0.00
21332	Retirement Hybrid Stabli	0.00
21341	Gr Co Teacher Ins	3,621.92
21342	Usable Life	(66.70)
21344	National Teachers Ins	0.00
21345	Select Data - Flex Spending	0.00
21346	Usable Accident	0.00
21349	United Way	0.00
21350	Comp Benefits	0.00
21351	Companion Dental	0.00
21352	Horace Mann Life Ins	0.00
21353	Usable Cancer	273.52
21355	Tennessee Farmers Life	100.00
21360	Garnishments And Levies	0.00
21361	Usable Vol Life	0.00
21362	Usable UI/104t	0.00
21364	Usable Critical Illness	0.00
21365	Health Savings Account	0.00
21366	Trustmark	0.00
21370	Usable Disability	(259.94)
21380	Credit Union Deductions	0.00
21391	Association Dues	101.80
28100	Appropriations (Control)	(13,835,008.96)
28500	Revenues (Control)	(10,484,616.15)
28510	Transfers From Other Funds (Control)	(339,837.04)
	Total Liabilities	(24,681,304.87)
34110	Encumbrances - Current Year	(466,876.58)
34120	Encumbrances - Prior Year	(5,509.84)
34555	Restricted For Education	(15,362.84)
39000	Unassigned	(200,000.00)
	Total Equities	(687,749.26)
	Total Liabilities, Deferred Inflows of Resources, and Fund Balances	(25,369,054.13)
Fund Totals: 142	School Federal Projects	(6,603,180.58)

Template Name: LGC Defined Revenue
Created by: LGC

Greene County Board of Education
Statement of Revenue One Line Detailed
March 2021

User:
Date/Time:

Kayla Crawford
4/7/2021 2:06 PM
Page 1 of 1

Fund : 142 School Federal Projects

Monthly Comparative

75.00%

			Total Estimated	MTD Realized	YTD Realized	Unrealized	% Realized
010	- 44170 -	Miscellaneous Refunds	0.00	0.00	0.00	0.00	
010	- 47141 -	Title 1 Grants To Local Educ Agencies	135,000.00	(9,388.53)	(99,486.60)	35,513.40	73.69%
100	- 44170 -	Miscellaneous Refunds	0.00	0.00	0.00	0.00	
100	- 47141 -	Title 1 Grants To Local Educ Agencies	2,285,180.21	(119,255.97)	(1,387,788.96)	897,391.25	60.73%
110	- 47141 -	Title 1 Grants To Local Educ Agencies	67,869.28	(7,324.85)	(29,862.83)	38,006.45	44.00%
175	- 44170 -	Miscellaneous Refunds	0.00	0.00	0.00	0.00	
175	- 47301 -	COVID-19 Grant #1	1,562,629.09	(32,182.57)	(660,687.16)	901,941.93	42.28%
180	- 47302 -	COVID-19 Grant #2	100,000.00	0.00	(100,000.00)	0.00	100.00%
185	- 47303 -	COVID-19 Grant #3	212,087.00	0.00	(212,087.04)	(0.04)	100.00%
190	- 47305 -	COVID-19 Grant #5	27,750.00	0.00	(27,750.00)	0.00	100.00%
200	- 47189 -	Eisenhower Prof Development State	402,276.69	(14,432.81)	(165,905.21)	236,371.48	41.24%
301	- 47146 -	English Language Acquisition Grants	12,390.18	0.00	0.00	12,390.18	0.00%
500	- 47148 -	Rural Education	141,131.25	(2,130.45)	(38,417.56)	102,713.69	27.22%
800	- 47131 -	Vocational Educ - Basic Grants To	140,131.88	0.00	(96,979.79)	43,152.09	69.21%
801	- 47131 -	Vocational Educ - Basic Grants To	0.00	0.00	(36,954.20)	(36,954.20)	
801	- 47139 -	Other Vocational	38,390.00	0.00	0.00	38,390.00	0.00%
802	- 47131 -	Vocational Educ - Basic Grants To	20,000.00	0.00	0.00	20,000.00	0.00%
891	- 47145 -	Special Education Preschool Grants	35,539.00	0.00	(35,308.13)	230.87	99.35%
892	- 47143 -	Special Education - Grants To States	10,000.00	(2,634.01)	(2,634.01)	7,365.99	26.34%
893	- 47143 -	Special Education - Grants To States	20,000.00	0.00	0.00	20,000.00	0.00%
900	- 44170 -	Miscellaneous Refunds	0.00	0.00	0.00	0.00	
900	- 47143 -	Special Education - Grants To States	2,019,269.36	(117,690.09)	(983,066.78)	1,036,202.58	48.68%
910	- 44170 -	Miscellaneous Refunds	0.00	0.00	0.00	0.00	
910	- 47145 -	Special Education Preschool Grants	49,344.44	0.00	(31,667.34)	17,677.10	64.18%
931	- 47307 -	COVID-19 Grant B	6,556,020.58	0.00	0.00	6,556,020.58	0.00%
Total			13,835,008.96	(305,039.28)	(3,908,595.61)	9,926,413.35	28.25 %
Total			13,835,008.96	(305,039.28)	(3,908,595.61)	9,926,413.35	28.25 %
Total For Fund: 142			13,835,008.96	(305,039.28)	(3,908,595.61)	9,926,413.35	28.25 %

Template Name: LGC Defined
Created by: LGC

Greene County Board of Education
Statement of Expenditures Summary by Obj by Fund
March 2021

User:
Date/Time:

Kayla Crawford
4/7/2021 2:04 PM
Page 1 of 7

Fund : 142 School Federal Projects

Account Number	Account Description	Budget Amount	Budget Amendments	Amended Budget	Month-to-Date Expenditures	Year-to-Date Expenditures	Outstanding Encumbrances	Unencumbered Balance	% Of Budget Exp
71100 Regular Instruction Program									
116	Teachers	(987,200.00)	(1,241,267.00)	(2,228,467.00)	77,483.96	538,070.76	0.00	(1,690,396.24)	24.15 %
163	Educational Assistants	(160,444.00)	(204,000.00)	(364,444.00)	8,373.11	65,859.12	0.00	(298,584.88)	18.07 %
195	Certified Substitute Teachers	(5,000.00)	(25,000.00)	(30,000.00)	1,183.94	5,000.00	0.00	(25,000.00)	16.67 %
198	Non-Certified Substitute Teachers	(5,000.00)	(25,000.00)	(30,000.00)	2,088.81	2,088.81	2,911.19	(25,000.00)	16.67 %
201	Social Security	(72,460.00)	(90,290.00)	(162,750.00)	4,515.48	32,577.02	0.00	(130,172.98)	20.02 %
204	State Retirement	(114,750.00)	(131,100.00)	(245,850.00)	7,475.35	54,049.87	0.00	(191,800.13)	21.98 %
206	Life Insurance	(270.00)	(10.00)	(280.00)	22.37	206.89	0.00	(73.11)	73.89 %
207	Medical Insurance	(163,494.00)	(32,006.00)	(195,500.00)	13,929.29	129,739.22	0.00	(65,760.78)	66.36 %
208	Dental Insurance	(2,700.00)	(150.00)	(2,850.00)	150.00	300.00	0.00	(2,550.00)	10.53 %
210	Unemployment Compensation	(1,700.00)	0.00	(1,700.00)	0.00	779.19	0.00	(920.81)	45.83 %
212	Employer Medicare	(17,300.00)	(21,500.00)	(38,800.00)	1,146.39	8,067.52	0.00	(30,732.48)	20.79 %
217	Retirement - Hybrid Stabilization	0.00	(3,000.00)	(3,000.00)	0.00	0.00	0.00	(3,000.00)	0.00 %
299	Other Fringe Benefits	(1,892.00)	(608.00)	(2,500.00)	134.57	894.84	0.00	(1,605.16)	35.79 %
429	Instructional Supplies	(547,674.65)	132,955.14	(414,719.51)	16,001.83	138,139.20	25,490.46	(251,089.85)	39.46 %
471	Software	(371,000.00)	(8,000.00)	(379,000.00)	406.00	287,054.65	31,559.81	(60,385.54)	84.07 %
499	Other Supplies And Materials	(10,000.00)	(2,051.78)	(12,051.78)	0.00	6,683.92	0.00	(5,367.86)	55.46 %
722	Regular Instruction Equipment	(100,500.00)	(1,134,403.21)	(1,234,903.21)	0.00	128,630.45	331,875.95	(774,396.81)	37.29 %
790	Other Equipment	0.00	(212,087.00)	(212,087.00)	0.00	212,087.00	0.00	0.00	100.00 %
Total 71100 Regular Instruction Program		(2,561,384.65)	(2,997,517.85)	(5,558,902.50)	132,911.10	1,610,228.46	391,837.41	(3,556,836.63)	36.02 %
71150 Alternative Instruction Program									
116	Teachers	(20,013.00)	0.00	(20,013.00)	0.00	0.00	0.00	(20,013.00)	0.00 %
201	Social Security	(1,241.00)	0.00	(1,241.00)	0.00	0.00	0.00	(1,241.00)	0.00 %
204	State Retirement	(2,128.00)	0.00	(2,128.00)	0.00	0.00	0.00	(2,128.00)	0.00 %
206	Life Insurance	(6.00)	0.00	(6.00)	0.00	0.00	0.00	(6.00)	0.00 %
207	Medical Insurance	(3,133.00)	0.00	(3,133.00)	0.00	0.00	0.00	(3,133.00)	0.00 %
208	Dental Insurance	(60.00)	0.00	(60.00)	0.00	0.00	0.00	(60.00)	0.00 %
210	Unemployment Compensation	(10.00)	0.00	(10.00)	0.00	0.00	0.00	(10.00)	0.00 %
212	Employer Medicare	(291.00)	0.00	(291.00)	0.00	0.00	0.00	(291.00)	0.00 %
Total 71150 Alternative Instruction		(26,882.00)	0.00	(26,882.00)	0.00	0.00	0.00	(26,882.00)	0.00 %
71200 Special Education Program									
116	Teachers	(367,143.00)	(162,000.00)	(529,143.00)	20,310.52	151,768.95	0.00	(377,374.05)	28.68 %
128	Homebound Teachers	0.00	(6,000.00)	(6,000.00)	0.00	0.00	0.00	(6,000.00)	0.00 %
163	Educational Assistants	(423,449.93)	(121,691.43)	(545,141.36)	33,664.91	298,527.45	0.00	(246,613.91)	54.76 %

Template Name: LGC Defined
Created by: LGC

Greene County Board of Education
Statement of Expenditures Summary by Obj by Fund
March 2021

User:
Date/Time:

Kayla Crawford
4/7/2021 2:04 PM
Page 2 of 7

Fund : 142 School Federal Projects

Account Number	Account Description	Budget Amount	Budget Amendments	Amended Budget	Month-to-Date Expenditures	Year-to-Date Expenditures	Outstanding Encumbrances	Unencumbered Balance	% Of Budget Exp
71200 Special Education Program									
171	Speech Pathologist	(93,649.00)	(21,000.00)	(114,649.00)	6,847.75	47,934.25	0.00	(66,714.75)	41.81 %
189	Other Salaries & Wages	0.00	(5,192.71)	(5,192.71)	0.00	0.00	0.00	(5,192.71)	0.00 %
195	Certified Substitute Teachers	(2,800.00)	(2,632.00)	(5,432.00)	0.00	1,132.88	1,667.12	(2,632.00)	51.55 %
198	Non-Certified Substitute Teachers	(7,395.00)	(5,763.00)	(13,158.00)	265.00	364.38	7,030.62	(5,763.00)	56.20 %
201	Social Security	(58,171.00)	(13,500.00)	(71,671.00)	3,529.14	28,713.56	0.00	(42,957.44)	40.06 %
204	State Retirement	(75,274.00)	(19,500.00)	(94,774.00)	4,459.73	36,756.79	0.00	(58,017.21)	38.78 %
206	Life Insurance	(448.00)	0.00	(448.00)	32.40	340.30	0.00	(107.70)	75.96 %
207	Medical Insurance	(255,095.00)	0.00	(255,095.00)	16,513.12	168,453.01	0.00	(86,641.99)	66.04 %
208	Dental Insurance	(4,650.00)	0.00	(4,650.00)	0.00	525.00	0.00	(4,125.00)	11.29 %
210	Unemployment Compensation	(1,053.00)	0.00	(1,053.00)	0.00	850.00	0.00	(203.00)	80.72 %
212	Employer Medicare	(13,613.00)	(3,575.29)	(17,188.29)	836.50	6,804.04	0.00	(10,384.25)	39.59 %
217	Retirement - Hybrid Stabilization	0.00	(1,000.00)	(1,000.00)	0.00	0.00	0.00	(1,000.00)	0.00 %
312	Contracts With Private Agencies	(26,768.00)	(80,232.00)	(107,000.00)	8,574.43	19,931.75	0.00	(87,068.25)	18.63 %
336	Maintenance And Repair Services-Equipn	(13,500.00)	0.00	(13,500.00)	0.00	13,345.29	0.00	(154.71)	98.85 %
399	Other Contracted Services	(500.00)	0.00	(500.00)	0.00	82.25	0.00	(417.75)	16.45 %
429	Instructional Supplies	(59,558.07)	(26,762.37)	(86,320.44)	0.00	32,983.33	1,909.84	(51,427.27)	40.42 %
499	Other Supplies And Materials	(11,571.00)	(11,000.00)	(22,571.00)	0.00	0.00	0.00	(22,571.00)	0.00 %
725	Special Education Equipment	(500.00)	(24,800.00)	(25,300.00)	0.00	209.00	0.00	(25,091.00)	0.83 %
Total 71200	Special Education Program	(1,415,138.00)	(504,648.80)	(1,919,786.80)	95,033.50	808,722.23	10,607.58	(1,100,456.99)	42.68 %
71300 Vocational Education Program									
116	Teachers	0.00	(54,000.00)	(54,000.00)	0.00	0.00	0.00	(54,000.00)	0.00 %
201	Social Security	0.00	(3,500.00)	(3,500.00)	0.00	0.00	0.00	(3,500.00)	0.00 %
204	State Retirement	0.00	(5,000.00)	(5,000.00)	0.00	0.00	0.00	(5,000.00)	0.00 %
212	Employer Medicare	0.00	(1,000.00)	(1,000.00)	0.00	0.00	0.00	(1,000.00)	0.00 %
217	Retirement - Hybrid Stabilization	0.00	(1,000.00)	(1,000.00)	0.00	0.00	0.00	(1,000.00)	0.00 %
311	Contracts With Other School Systems	0.00	0.00	0.00	0.00	0.00	0.00	0.00	100.00 %
429	Instructional Supplies	(131,010.29)	131,010.29	0.00	0.00	0.00	0.00	0.00	100.00 %
499	Other Supplies And Materials	(6,049.00)	0.00	(6,049.00)	0.00	4,750.00	0.00	(1,299.00)	78.53 %
599	Other Charges	0.00	(20,000.00)	(20,000.00)	0.00	0.00	0.00	(20,000.00)	0.00 %
730	Vocational Instruction Equipment	(5,200.00)	(38,824.32)	(44,024.32)	0.00	35,764.20	7,024.32	(1,235.80)	97.19 %
Total 71300	Vocational Education Program	(142,259.29)	7,685.97	(134,573.32)	0.00	40,514.20	7,024.32	(87,034.80)	35.33 %
72120 Health Services									
131	Medical Personnel	0.00	(75,000.00)	(75,000.00)	280.07	8,820.86	0.00	(66,179.14)	11.76 %

Template Name: LGC Defined
Created by: LGC

Greene County Board of Education
Statement of Expenditures Summary by Obj by Fund
March 2021

User: Kayla Crawford
Date/Time: 4/7/2021 2:04 PM
Page 3 of 7

Fund : 142 School Federal Projects

Account Number	Account Description	Budget Amount	Budget Amendments	Amended Budget	Month-to-Date Expenditures	Year-to-Date Expenditures	Outstanding Encumbrances	Unencumbered Balance	% Of Budget Exp
72120 Health Services									
201	Social Security	0.00	(4,680.00)	(4,680.00)	13.44	482.35	0.00	(4,197.65)	10.31 %
204	State Retirement	0.00	(5,300.00)	(5,300.00)	19.61	676.32	0.00	(4,623.68)	12.76 %
206	Life Insurance	0.00	0.00	0.00	0.34	0.34	0.00	0.34	100.00 %
207	Medical Insurance	0.00	0.00	0.00	93.91	135.95	0.00	135.95	100.00 %
212	Employer Medicare	0.00	(1,330.00)	(1,330.00)	3.14	112.81	0.00	(1,217.19)	8.48 %
499	Other Supplies And Materials	(10,000.00)	(31,000.00)	(41,000.00)	0.00	9,482.94	1,357.06	(30,160.00)	26.44 %
Total 72120	Health Services	(10,000.00)	(117,310.00)	(127,310.00)	410.51	19,711.57	1,357.06	(106,241.37)	16.55 %
72130 Other Student Support									
123	Guidance Personnel	(103,700.00)	(48,000.00)	(151,700.00)	8,551.59	59,861.13	0.00	(91,838.87)	39.46 %
164	Attendants	0.00	(8,000.00)	(8,000.00)	0.00	0.00	0.00	(8,000.00)	0.00 %
189	Other Salaries & Wages	(52,000.00)	(2,500.00)	(54,500.00)	2,216.41	24,462.37	0.00	(30,037.63)	44.89 %
201	Social Security	(9,900.00)	(3,500.00)	(13,400.00)	612.86	4,846.39	0.00	(8,553.61)	36.17 %
204	State Retirement	(16,850.00)	(4,020.00)	(20,870.00)	1,105.88	8,612.14	0.00	(12,257.86)	41.27 %
206	Life Insurance	(37.00)	0.00	(37.00)	3.00	25.80	0.00	(11.20)	69.73 %
207	Medical Insurance	(20,500.00)	(9,800.00)	(30,300.00)	2,433.30	19,464.80	0.00	(10,835.20)	64.24 %
208	Dental Insurance	(450.00)	0.00	(450.00)	0.00	150.00	0.00	(300.00)	33.33 %
210	Unemployment Compensation	(150.00)	0.00	(150.00)	0.00	0.00	0.00	(150.00)	0.00 %
212	Employer Medicare	(2,500.00)	(900.00)	(3,400.00)	143.33	1,133.41	0.00	(2,266.59)	33.34 %
307	Communication	(7,000.00)	0.00	(7,000.00)	0.00	7,000.00	0.00	0.00	100.00 %
348	Postal Charges	(29,000.00)	545.00	(28,455.00)	5,000.00	10,000.00	0.00	(18,455.00)	35.14 %
355	Travel	(5,402.06)	0.00	(5,402.06)	0.00	0.00	5,130.00	(272.06)	94.96 %
399	Other Contracted Services	(104,808.23)	(7,297.27)	(112,105.50)	0.00	78,606.18	0.00	(33,499.32)	70.12 %
499	Other Supplies And Materials	(33,600.00)	(400.00)	(34,000.00)	322.99	1,312.99	1,419.40	(31,267.61)	8.04 %
524	In-Service/Staff Development	(6,551.00)	(1,390.00)	(7,941.00)	0.00	6,196.99	1,190.00	(554.01)	93.02 %
599	Other Charges	(7,000.00)	0.00	(7,000.00)	0.00	0.00	0.00	(7,000.00)	0.00 %
790	Other Equipment	0.00	(65,500.00)	(65,500.00)	0.00	0.00	0.00	(65,500.00)	0.00 %
Total 72130	Other Student Support	(399,448.29)	(150,762.27)	(550,210.56)	20,389.36	221,672.20	7,739.40	(320,798.96)	41.70 %
72210 Regular Instruction Program									
105	Supervisor/Director	(59,000.00)	(22,000.00)	(81,000.00)	4,628.67	42,858.05	0.00	(38,141.95)	52.91 %
129	Librarians	0.00	(45,000.00)	(45,000.00)	0.00	0.00	0.00	(45,000.00)	0.00 %
137	Education Media Personnel	(62,000.00)	62,000.00	0.00	0.00	0.00	0.00	0.00	100.00 %
161	Secretary(S)	(28,000.00)	(27,500.00)	(55,500.00)	2,076.40	19,753.20	0.00	(35,746.80)	35.59 %
162	Clerical Personnel	0.00	(5,000.00)	(5,000.00)	1,903.94	1,903.94	0.00	(3,096.06)	38.08 %

Template Name: LGC Defined
Created by: LGC

Greene County Board of Education
Statement of Expenditures Summary by Obj by Fund
March 2021

User: Kayla Crawford
Date/Time: 4/7/2021 2:04 PM
Page 4 of 7

Fund : 142 School Federal Projects

Account Number	Account Description	Budget Amount	Budget Amendments	Amended Budget	Month-to-Date Expenditures	Year-to-Date Expenditures	Outstanding Encumbrances	Unencumbered Balance	% Of Budget Exp
72210 Regular Instruction Program									
189	Other Salaries & Wages	(190,000.00)	(23,000.00)	(213,000.00)	10,369.08	124,527.64	0.00	(88,472.36)	58.46 %
201	Social Security	(21,400.00)	(3,910.00)	(25,310.00)	1,123.79	11,350.91	0.00	(13,959.09)	44.85 %
204	State Retirement	(33,500.00)	(7,050.00)	(40,550.00)	1,818.88	18,560.38	0.00	(21,989.62)	45.77 %
206	Life Insurance	(100.00)	50.00	(50.00)	4.19	38.61	0.00	(11.39)	77.22 %
207	Medical Insurance	(44,977.00)	1,477.00	(43,500.00)	5,726.65	34,758.93	0.00	(8,741.07)	79.91 %
208	Dental Insurance	(725.00)	125.00	(600.00)	150.00	150.00	0.00	(450.00)	25.00 %
210	Unemployment Compensation	(220.00)	50.00	(170.00)	0.00	170.00	0.00	0.00	100.00 %
212	Employer Medicare	(5,070.00)	(873.00)	(5,943.00)	262.82	2,654.68	0.00	(3,288.32)	44.67 %
355	Travel	(4,000.00)	(1,000.00)	(5,000.00)	0.00	125.49	0.00	(4,874.51)	2.51 %
499	Other Supplies And Materials	(125,277.00)	80,647.00	(44,630.00)	1,212.60	4,155.03	1,771.85	(38,703.12)	13.28 %
524	In-Service/Staff Development	(86,365.00)	(38,985.00)	(125,350.00)	2,873.73	11,521.75	6,926.61	(106,901.64)	14.72 %
599	Other Charges	(33,000.00)	(160,566.69)	(193,566.69)	0.00	4,705.18	0.00	(188,861.51)	2.43 %
790	Other Equipment	(2,500.00)	(290,040.00)	(292,540.00)	0.00	117,279.61	648.70	(174,611.69)	40.31 %
Total 72210	Regular Instruction Program	(696,134.00)	(480,575.69)	(1,176,709.69)	32,150.75	394,513.40	9,347.16	(772,849.13)	34.32 %
72215 Alternative Instruction Program									
123	Guidance Personnel	(8,041.00)	(419.00)	(8,460.00)	0.00	0.00	0.00	(8,460.00)	0.00 %
201	Social Security	(499.00)	(26.00)	(525.00)	0.00	0.00	0.00	(525.00)	0.00 %
204	State Retirement	(855.00)	(45.00)	(900.00)	0.00	0.00	0.00	(900.00)	0.00 %
206	Life Insurance	(3.00)	0.00	(3.00)	0.00	0.00	0.00	(3.00)	0.00 %
207	Medical Insurance	(1,371.00)	0.00	(1,371.00)	0.00	0.00	0.00	(1,371.00)	0.00 %
208	Dental Insurance	(27.00)	0.00	(27.00)	0.00	0.00	0.00	(27.00)	0.00 %
210	Unemployment Compensation	(5.00)	0.00	(5.00)	0.00	0.00	0.00	(5.00)	0.00 %
212	Employer Medicare	(117.00)	(6.00)	(123.00)	0.00	0.00	0.00	(123.00)	0.00 %
Total 72215	Alternative Instruction	(10,918.00)	(496.00)	(11,414.00)	0.00	0.00	0.00	(11,414.00)	0.00 %
72220 Special Education Program									
105	Supervisor/Director	0.00	(3,000.00)	(3,000.00)	0.00	0.00	0.00	(3,000.00)	0.00 %
124	Psychological Personnel	0.00	(6,000.00)	(6,000.00)	0.00	0.00	0.00	(6,000.00)	0.00 %
161	Secretary(5)	(30,984.00)	(5,000.00)	(35,984.00)	2,553.60	25,280.64	0.00	(10,703.36)	70.26 %
189	Other Salaries & Wages	(222,504.00)	(14,000.00)	(236,504.00)	15,216.92	115,128.34	0.00	(121,375.66)	48.68 %
201	Social Security	(15,705.00)	(2,000.00)	(17,705.00)	1,039.15	8,246.93	0.00	(9,458.07)	46.58 %
204	State Retirement	(24,311.00)	(2,700.00)	(27,011.00)	1,638.42	12,573.81	0.00	(14,437.19)	46.55 %
206	Life Insurance	(77.00)	0.00	(77.00)	6.30	59.40	0.00	(17.60)	77.14 %
207	Medical Insurance	(50,920.00)	0.00	(50,920.00)	4,113.62	38,905.43	0.00	(12,014.57)	76.41 %

Kayla Crawford
4/7/2021 2:04 PM
Page 5 of 7

Fund : 142 School Federal Projects		Budget Amount	Budget Amendments	Amended Budget	Month-to-Date Expenditures	Year-to-Date Expenditures	Outstanding Encumbrances	Unencumbered Balance	% Of Budget Exp
Account Number	Account Description								
72220	Special Education Program								
208	Dental Insurance	(788.00)	0.00	(788.00)	0.00	0.00	0.00	(788.00)	0.00 %
210	Unemployment Compensation	(157.00)	0.00	(157.00)	0.00	0.00	0.00	(157.00)	0.00 %
212	Employer Medicare	(3,674.00)	(500.00)	(4,174.00)	243.02	1,928.75	0.00	(2,245.25)	46.21 %
310	Contracts With Other Public Agencies	0.00	(7,000.00)	(7,000.00)	0.00	0.00	0.00	(7,000.00)	0.00 %
312	Contracts With Private Agencies	(60,000.00)	(16,000.00)	(76,000.00)	5,375.00	44,105.64	0.00	(31,894.36)	58.03 %
336	Maintenance And Repair Services-Equipm	(50.00)	(450.00)	(500.00)	0.00	0.00	0.00	(500.00)	0.00 %
348	Postal Charges	(50.00)	(150.00)	(200.00)	0.00	0.00	0.00	(200.00)	0.00 %
355	Travel	(8,000.00)	(2,000.00)	(10,000.00)	0.00	29.99	0.00	(9,970.01)	0.30 %
399	Other Contracted Services	(250.00)	0.00	(250.00)	0.00	0.00	0.00	(250.00)	0.00 %
499	Other Supplies And Materials	(500.00)	(59,500.00)	(60,000.00)	0.00	0.00	0.00	(60,000.00)	0.00 %
524	In-Service/Staff Development	(7,500.00)	(3,500.00)	(11,000.00)	0.00	0.00	230.00	(10,770.00)	2.09 %
599	Other Charges	(1,200.00)	(100.00)	(1,300.00)	0.00	596.00	0.00	(704.00)	45.85 %
Total 72220	Special Education Program	(426,670.00)	(121,900.00)	(548,570.00)	30,186.03	246,854.93	230.00	(301,485.07)	45.04 %
72230	Vocational Education Program								
105	Supervisor/Director	0.00	(3,000.00)	(3,000.00)	0.00	0.00	0.00	(3,000.00)	0.00 %
201	Social Security	0.00	(200.00)	(200.00)	0.00	0.00	0.00	(200.00)	0.00 %
204	State Retirement	0.00	(350.00)	(350.00)	0.00	0.00	0.00	(350.00)	0.00 %
212	Employer Medicare	0.00	(50.00)	(50.00)	0.00	0.00	0.00	(50.00)	0.00 %
524	In-Service/Staff Development	(3,000.00)	0.00	(3,000.00)	0.00	402.30	0.00	(2,597.70)	13.41 %
Total 72230	Vocational Education Program	(3,000.00)	(3,600.00)	(6,600.00)	0.00	402.30	0.00	(6,197.70)	6.10 %
72250	Technology								
138	Instructional Computer Personnel	0.00	(124,000.00)	(124,000.00)	2,152.38	18,295.23	0.00	(105,704.77)	14.75 %
201	Social Security	0.00	(5,250.00)	(5,250.00)	130.61	1,111.60	0.00	(4,138.40)	21.17 %
204	State Retirement	0.00	(6,000.00)	(6,000.00)	150.66	1,280.61	0.00	(4,719.39)	21.34 %
206	Life Insurance	0.00	(50.00)	(50.00)	1.20	9.60	0.00	(40.40)	19.20 %
207	Medical Insurance	0.00	(8,250.00)	(8,250.00)	640.00	5,708.00	0.00	(2,542.00)	69.19 %
208	Dental Insurance	0.00	(150.00)	(150.00)	0.00	0.00	0.00	(150.00)	0.00 %
210	Unemployment Compensation	0.00	(50.00)	(50.00)	0.00	0.00	0.00	(50.00)	0.00 %
212	Employer Medicare	0.00	(1,300.00)	(1,300.00)	30.55	259.97	0.00	(1,040.03)	20.00 %
350	Internet Connectivity	0.00	(56,250.00)	(56,250.00)	1,774.50	46,891.69	9,358.31	0.00	100.00 %
355	Travel	0.00	(2,400.00)	(2,400.00)	109.84	451.40	0.00	(1,948.60)	18.81 %
Total 72250	Technology	0.00	(203,700.00)	(203,700.00)	4,969.74				

Template Name: LGC Defined
Created by: LGC

Greene County Board of Education
Statement of Expenditures Summary by Obj by Fund
March 2021

User:
Date/Time:

Kayla Crawford
4/7/2021 2:04 PM
Page 6 of 7

Fund : 142 School Federal Projects

Account Number	Account Description	Budget Amount	Budget Amendments	Amended Budget	Month-to-Date Expenditures	Year-to-Date Expenditures	Outstanding Encumbrances	Unencumbered Balance	% Of Budget Exp
72410 Office Of The Principal									
104	Principals	0.00	(48,000.00)	(48,000.00)	0.00	0.00	0.00	(48,000.00)	0.00 %
139	Assistant Principals	0.00	(30,000.00)	(30,000.00)	0.00	0.00	0.00	(30,000.00)	0.00 %
161	Secretary(S)	0.00	(66,000.00)	(66,000.00)	0.00	0.00	0.00	(66,000.00)	0.00 %
201	Social Security	0.00	(9,000.00)	(9,000.00)	0.00	0.00	0.00	(9,000.00)	0.00 %
204	State Retirement	0.00	(13,000.00)	(13,000.00)	0.00	0.00	0.00	(13,000.00)	0.00 %
212	Employer Medicare	0.00	(2,100.00)	(2,100.00)	0.00	0.00	0.00	(2,100.00)	0.00 %
Total 72410	Office Of The Principal	0.00	(168,100.00)	(168,100.00)	0.00	0.00	0.00	(168,100.00)	0.00 %
72610 Operation Of Plant									
166	Custodial Personnel	(173,000.00)	(187,000.00)	(360,000.00)	9,456.90	90,330.10	0.00	(269,669.90)	25.09 %
201	Social Security	(11,000.00)	(12,000.00)	(23,000.00)	586.34	5,521.43	0.00	(17,478.57)	24.01 %
204	State Retirement	0.00	(14,045.00)	(14,045.00)	41.36	137.93	0.00	(13,907.07)	0.98 %
206	Life Insurance	0.00	0.00	0.00	0.53	1.28	0.00	1.28	100.00 %
212	Employer Medicare	(2,600.00)	(3,000.00)	(5,600.00)	137.11	1,296.20	0.00	(4,303.80)	23.15 %
410	Custodial Supplies	(54,665.09)	(50,000.00)	(104,665.09)	3,734.80	51,344.98	1,625.34	(51,694.77)	50.61 %
Total 72610	Operation Of Plant	(241,265.09)	(266,045.00)	(507,310.09)	13,957.04	148,631.92	1,625.34	(357,052.83)	29.62 %
72620 Maintenance Of Plant									
105	Supervisor/Director	0.00	(5,000.00)	(5,000.00)	0.00	0.00	0.00	(5,000.00)	0.00 %
167	Maintenance Personnel	0.00	(20,000.00)	(20,000.00)	0.00	0.00	0.00	(20,000.00)	0.00 %
201	Social Security	0.00	(1,800.00)	(1,800.00)	0.00	0.00	0.00	(1,800.00)	0.00 %
204	State Retirement	0.00	(2,000.00)	(2,000.00)	0.00	0.00	0.00	(2,000.00)	0.00 %
212	Employer Medicare	0.00	(500.00)	(500.00)	0.00	0.00	0.00	(500.00)	0.00 %
Total 72620	Maintenance Of Plant	0.00	(29,300.00)	(29,300.00)	0.00	0.00	0.00	(29,300.00)	0.00 %
72710 Transportation									
146	Bus Drivers	(173,000.00)	(106,600.00)	(279,600.00)	1,134.75	4,469.25	0.00	(275,130.75)	1.60 %
201	Social Security	(11,000.00)	(7,020.00)	(18,020.00)	70.20	272.82	0.00	(17,747.18)	1.51 %
204	State Retirement	(13,000.00)	(7,700.00)	(20,700.00)	79.43	312.87	0.00	(20,387.13)	1.51 %
206	Life Insurance	0.00	0.00	0.00	1.34	1.62	0.00	1.62	100.00 %
207	Medical Insurance	0.00	0.00	0.00	65.64	100.23	0.00	100.23	100.00 %
212	Employer Medicare	(3,000.00)	(1,620.00)	(4,620.00)	16.43	63.80	0.00	(4,556.20)	1.38 %
Total 72710	Transportation	(200,000.00)	(122,940.00)	(322,940.00)	1,367.79	5,220.59	0.00	(317,719.41)	1.62 %
76100 Regular Capital Outlay									
321	Engineering Services	0.00	(25,000.00)	(25,000.00)	0.00	0.00	0.00	(25,000.00)	0.00 %
707	Building Improvements	0.00	(2,275,000.00)	(2,275,000.00)	0.00	0.00	0.00	(2,275,000.00)	0.00 %

Template Name: LGC Defined
Created by: LGC

Greene County Board of Education
Statement of Expenditures Summary by Obj by Fund
March 2021

User:
Date/Time:

Kayla Crawford
4/7/2021 2:04 PM
Page 7 of 7

Fund : 142 School Federal Projects

Account Number	Account Description	Budget Amount	Budget Amendments	Amended Budget	Month-to-Date Expenditures	Year-to-Date Expenditures	Outstanding Encumbrances	Unencumbered Balance	% Of Budget Exp
76100	Regular Capital Outlay								
Total 76100	Regular Capital Outlay	0.00	(2,300,000.00)	(2,300,000.00)	0.00	0.00	0.00	(2,300,000.00)	0.00 %
99100	Transfers Out								
504	Indirect Cost	(92,000.00)	(150,700.00)	(242,700.00)	0.00	0.00	0.00	(242,700.00)	0.00 %
Total 99100	Transfers Out	(92,000.00)	(150,700.00)	(242,700.00)	0.00	0.00	0.00	(242,700.00)	0.00 %
Total		(6,225,099.32)	(7,609,909.64)	(13,835,008.96)	331,395.82	3,570,479.90	439,126.58	(9,825,402.48)	28.98 %
Total		(6,225,099.32)	(7,609,909.64)	(13,835,008.96)	331,395.82	3,570,479.90	439,126.58	(9,825,402.48)	28.98 %
Total For Fund:	142	(6,225,099.32)	(7,609,909.64)	(13,835,008.96)	331,395.82	3,570,479.90	439,126.58	(9,825,402.48)	28.98 %

Template Name: LGC Defined
Created by: Balance Sheet
(Landscape)

Greene County Board of Education
Balance Sheet (Landscape)
March 2021

User: Kayla Crawford
Date/Time: 4/7/2021 2:13 PM
Page 1 of 1

Fund : 143 Central Cafeteria

Account Number	Account Description	Balance
Assets		
143-11130- - -	Cash In Bank	1,200.00
143-11140- - -	Cash With Trustee	1,178,764.26
143 14100- - -	Estimated Revenues	4,311,263.00
143-14200- - -	Unliquidated Encumbrances (Control)	59,388.14
143-14500- - -	Expenditures - Current Year (Control)	1,453,934.00
143-14600- - -	Exp Chgd To Reserve For Prior Yrs Enc	186,338.01
	Total Assets	7,190,887.41
	Total Assets and Deferred Outflows of Resources	7,190,887.41
Liabilities		
143-21100- - -	Accounts Payable	24.30
143-21310- - -	Income Tax Withheld And Unpaid	117.17
143-21320- - -	Social Security Tax	176.38
143-21325- - -	Employee Medicare Deduction	41.24
143-21330- - -	Retirement Contributions	170.67
143-21341- - -	Gr Co Teacher Ins	0.00
143-21342- - -	Usable Life	(1.20)
143-21353- - -	Usable Cancer	0.00
143-21361- - -	Usuable Vol Life	0.00
143-21362- - -	Usable UI/104t	0.00
143-21370- - -	Usable Disability	(118.94)
143-28100- - -	Appropriations (Control)	(4,311,263.00)
143-28500- - -	Revenues (Control)	(1,721,369.58)
143-28510- - -	Transfers From Other Funds (Control)	(186,000.00)
	Total Liabilities	(6,218,222.96)
143-34110- - -	Encumbrances - Current Year	(59,388.14)
143-34120- - -	Encumbrances - Prior Year	(193,782.01)
143-34570- - -	Restricted For Operation Of Non-Inst Ser	(719,494.30)
	Total Equities	(972,664.45)
	Total Liabilities, Deferred Inflows of Resources, and Fund Bala	(7,190,887.41)
Fund Totals:	143 Central Cafeteria	0.00

Page 1 of 1

Fund :	143	Central Cafeteria	Original Est	Amendments	Total Estimated	YTD Realized	Unrealized	Current Revenue
43521	Lunch Payments-Children	501,785.00	0.00	501,785.00	(1,853.30)	499,931.70	0.37%	0.00
43522	Lunch Payments-Adults	85,541.00	0.00	85,541.00	(3,058.37)	82,482.63	3.58%	0.00
43523	Income From Breakfast	157,329.00	0.00	157,329.00	(775.90)	156,553.10	0.49%	0.00
43525	A La Carte Sales	400,263.00	0.00	400,263.00	(11,565.00)	388,698.00	2.89%	0.00
43000	TOTAL CHARGES FOR CURRENT SERVICES	1,144,918.00	0.00	1,144,918.00	(17,252.57)	1,127,665.43	1.51%	0.00
44110	Interest Earned	1,000.00	0.00	1,000.00	(335.19)	664.81	33.52%	0.00
44170	Misc Refunds	0.00	0.00	0.00	(368.57)	(368.57)	No Budget	0.00
44000	TOTAL OTHER LOCAL REVENUE	1,000.00	0.00	1,000.00	(703.76)	296.24	70.38%	0.00
46520	School Food Service	32,880.00	0.00	32,880.00	(31,921.92)	958.08	97.09%	0.00
46000	TOTAL STATE OF TENNESSEE	32,880.00	0.00	32,880.00	(31,921.92)	958.08	97.09%	0.00
47111	Section4-Lunch	2,044,213.00	0.00	2,044,213.00	(1,080,839.26)	963,373.74	52.87%	0.00
47112	USDA Commodities	254,376.00	0.00	254,376.00	(94,464.62)	159,911.38	37.14%	0.00
47113	Breakfast	599,016.00	0.00	599,016.00	(471,895.62)	127,120.38	78.78%	0.00
47114	USDA - Other	48,860.00	0.00	48,860.00	(24,291.83)	24,568.17	49.72%	0.00
47000	TOTAL FEDERAL GOVERNMENT	2,946,465.00	0.00	2,946,465.00	(1,671,491.33)	1,274,973.67	56.73%	0.00
49800	Operating Transfers	0.00	186,000.00	186,000.00	(186,000.00)	0.00	100.00%	(186,000.00)
49000	TOTAL OPERATING TRANSFERS	0.00	186,000.00	186,000.00	(186,000.00)	0.00	0.00%	(186,000.00)
Total For Fund:	143	4,125,263.00	186,000.00	4,311,263.00	(1,907,369.58)	2,403,893.42	44.24%	(186,000.00)

Template Name: LGC Defined
Created by: LGC

Greene County Board of Education
Statement of Expenditures Summary by Obj by Fund
March 2021

User:
Date/Time:

Kayla Crawford
4/7/2021 2:43 PM
Page 1 of 1

Fund : 143 Central Cafeteria

Account Number	Account Description	Budget Amount	Budget Amendments	Amended Budget	Month-to-Date Expenditures	Year-to-Date Expenditures	Outstanding Encumbrances	Unencumbered Balance	% Of Budget Exp
73100									
162	Clerical Personnel	(39,210.00)	0.00	(39,210.00)	0.00	16,726.84	0.00	(22,483.16)	42.66 %
201	Social Security	(2,450.00)	0.00	(2,450.00)	0.00	1,021.11	0.00	(1,428.89)	41.68 %
204	State Retirement	(2,745.00)	0.00	(2,745.00)	0.00	1,170.89	0.00	(1,574.11)	42.66 %
206	Life Insurance	(15.00)	0.00	(15.00)	0.00	6.00	0.00	(9.00)	40.00 %
207	Medical Insurance	(8,050.00)	0.00	(8,050.00)	0.00	3,135.00	0.00	(4,915.00)	38.94 %
208	Dental Insurance	(150.00)	0.00	(150.00)	0.00	0.00	0.00	(150.00)	0.00 %
210	Unemployment Compensation	(30.00)	0.00	(30.00)	0.00	0.00	0.00	(30.00)	0.00 %
212	Employer Medicare	(575.00)	0.00	(575.00)	0.00	238.81	0.00	(336.19)	41.53 %
307	Communication	(11,000.00)	(6,000.00)	(17,000.00)	1,005.23	10,279.31	0.00	(6,720.69)	60.47 %
336	Maintenance And Repair Services-Equipn	(35,000.00)	0.00	(35,000.00)	3,912.01	15,848.28	4,273.46	(14,878.26)	57.49 %
348	Postal Charges	(2,500.00)	0.00	(2,500.00)	0.00	2,500.00	0.00	0.00	100.00 %
349	Printing, Stationery And Forms	(2,500.00)	0.00	(2,500.00)	0.00	2,000.00	0.00	(500.00)	80.00 %
355	Travel	(500.00)	0.00	(500.00)	0.00	0.00	0.00	(500.00)	0.00 %
399	Other Contracted Services	(3,512,258.00)	6,000.00	(3,506,258.00)	1,572.16	1,277,482.22	0.00	(2,228,775.78)	36.43 %
435	Office Supplies	(2,000.00)	(3,500.00)	(5,500.00)	0.00	719.75	4,280.25	(500.00)	90.91 %
469	Usda - Commodities	(254,376.00)	0.00	(254,376.00)	0.00	94,464.62	0.00	(159,911.38)	37.14 %
499	Other Supplies And Materials	(10,000.00)	0.00	(10,000.00)	0.00	4,048.53	570.00	(5,381.47)	46.19 %
599	Other Charges	(15,000.00)	3,500.00	(11,500.00)	43.35	10,700.39	0.00	(799.61)	93.05 %
710	Food Service Equipment	(226,904.00)	(186,000.00)	(412,904.00)	7,996.75	13,592.25	50,264.43	(349,047.32)	15.47 %
Total 73100	Food Service	(4,125,263.00)	(186,000.00)	(4,311,263.00)	14,529.50	1,453,934.00	59,388.14	(2,797,940.86)	35.10 %
Total		(4,125,263.00)	(186,000.00)	(4,311,263.00)	14,529.50	1,453,934.00	59,388.14	(2,797,940.86)	35.10 %
Total		(4,125,263.00)	(186,000.00)	(4,311,263.00)	14,529.50	1,453,934.00	59,388.14	(2,797,940.86)	35.10 %
Total For Fund: 143		(4,125,263.00)	(186,000.00)	(4,311,263.00)	14,529.50	1,453,934.00	59,388.14	(2,797,940.86)	35.10 %

Template Name: LGC Defined
Created by: Balance Sheet
(Landscape)

Greene County Board of Education
Balance Sheet (Landscape)
March 2021

User: Kayla Crawford
Date/Time: 4/7/2021 3:28 PM
Page 1 of 1

Fund : 177 Education Capital Projects

Account Number	Account Description	Balance
Assets		
177-11140- - -	Cash With Trustee	10,616,092.97
177-11430- - -	Due From Other Governments	0.00
177-11500- - -	Property Taxes Receivable	845,820.00
177-11510- - -	Allowance For Uncollectable Property Tax	(22,136.00)
177-14100- - -	Estimated Revenues	10,312,650.00
177-14200- - -	Unliquidated Encumbrances (Control)	7,960,581.06
177-14500- - -	Expenditures - Current Year (Control)	1,596,196.30
177-14600- - -	Exp Chgd To Reserve For Prior Yrs Enc	381,971.00
	Total Assets	31,691,175.33
	Total Assets and Deferred Outflows of Resources	31,691,175.33
Liabilities		
177-21100- - -	Accounts Payable	0.00
177-28100- - -	Appropriations (Control)	(10,312,650.00)
177-28500- - -	Revenues (Control)	(11,664,486.97)
177-29940- - -	Deferred Current Property Taxes	(803,766.00)
177-29945- - -	Deferred Delinquent Property Taxes	(19,918.00)
	Total Liabilities	(22,800,820.97)
177-34110- - -	Encumbrances - Current Year	(7,960,581.06)
177-34120- - -	Encumbrances - Prior Year	(381,971.00)
177-39000- - -	Unassigned	(547,802.30)
	Total Equities	(8,890,354.36)
	Total Liabilities, Deferred Inflows of Resources, and Fund Bala	(31,691,175.33)
Fund Totals:	177 Education Capital Projects	0.00

Template Name: LGC Defined
Created by: LGC
Revenue Statement
by Sub Fund

Greene County Board of Education
Statement of Revenues by Sub-Fund
March 2021

User:
Date/Time:

Kayla Crawford
04/08/2021 9:49 AM

Page 1 of 1

Fund :	177	Education Capital Projects	Original Est	Amendments	Total Estimated	YTD Realized	Unrealized	% Realized	Current Revenue
40110	Current Property Tax	650,000.00	0.00	650,000.00	(762,919.77)	(112,919.77)	117.37%	(39,384.22)	
40120	Trustee's Collections-Prior Year	22,500.00	0.00	22,500.00	(21,904.00)	596.00	97.35%	(5,665.93)	
40125	Trustee Collection Bankruptcy	50.00	0.00	50.00	(76.84)	(26.84)	153.68%	(0.61)	
40130	Circuit Clerk	7,000.00	0.00	7,000.00	(7,164.85)	(164.85)	102.36%	(932.11)	
40140	Interest & Penalty	7,500.00	0.00	7,500.00	(8,066.38)	(566.38)	107.55%	(1,992.78)	
40161	Payments in Lieu of Taxes TVA	350.00	0.00	350.00	(319.05)	30.95	91.16%	(35.45)	
40162	Payment in Lieu of Taxes Local Utility	1,000.00	0.00	1,000.00	(942.74)	57.26	94.27%	(102.37)	
40163	Pavment in Lieu of Taxes Other	1,250.00	0.00	1,250.00	(735.74)	514.26	58.86%	(358.10)	
40210	Local Option Sales Tax	0.00	600,000.00	600,000.00	(494,345.63)	105,654.37	82.39%	(60,298.82)	
40320	Bank Excise	3,000.00	0.00	3,000.00	(3,859.63)	(859.63)	128.65%	(3,859.63)	
40000	TOTAL LOCAL TAXES	692,650.00	600,000.00	1,292,650.00	(1,300,334.63)	(7,684.63)	100.59%	(112,630.02)	
44110	Interest Earned	20,000.00	0.00	20,000.00	(2,117.19)	17,882.81	10.59%	(125.38)	
44540	Sale of Property	0.00	0.00	0.00	(358,565.00)	(358,565.00)	No Budget	0.00	
44000	TOTAL OTHER LOCAL REVENUE	20,000.00	0.00	20,000.00	(360,682.19)	(340,682.19)	1803.41%	(125.38)	
46990	Other State Revenues	0.00	0.00	0.00	0.00	0.00	No Budget	0.00	
49700	Other Local Revenues	0.00	9,000,000.00	9,000,000.00	(10,003,470.15)	(10,003,470.15)	No Budget	0.00	
46000	TOTAL STATE OF TENNESSEE	0.00	9,000,000.00	9,000,000.00	(10,003,470.15)	(10,003,470.15)	0.00%	0.00	
Total		712,650.00	9,600,000.00	10,312,650.00	(11,664,486.97)	(10,351,836.97)	113.11%	(112,755.40)	

Template Name: LGC Defined
Created by: LGC

Greene County Board of Education
Statement of Expenditures Summary by Obj by Fund
March 2021

User:
Date/Time:

Kayla Crawford
4/7/2021 3:39 PM
Page 1 of 1

Fund : 177 Education Capital Projects

Account Number	Account Description	Budget Amount	Budget Amendments	Amended Budget	Month-to-Date Expenditures	Year-to-Date Expenditures	Outstanding Encumbrances	Unencumbered Balance	% Of Budget Exp
72310									
510	Trustee's Commission	(23,920.00)	0.00	(23,920.00)	1,600.91	21,040.26	0.00	(2,879.74)	87.96 %
Total	72310	(23,920.00)	0.00	(23,920.00)	1,600.91	21,040.26	0.00	(2,879.74)	87.96 %
91300 Education Capital Projects									
399	Other Contracted Services	0.00	(9,000,000.00)	(9,000,000.00)	0.00	1,502,723.94	7,444,610.06	(52,666.00)	99.41 %
707	Building Improvements	(128,730.00)	(600,000.00)	(728,730.00)	0.00	40,896.10	0.00	(687,833.90)	5.61 %
717	Maintenance Equipment	0.00	(185,500.00)	(185,500.00)	31,536.00	31,536.00	153,567.00	(397.00)	99.79 %
729	Transportation Equipment	(560,000.00)	185,500.00	(374,500.00)	0.00	0.00	362,404.00	(12,096.00)	96.77 %
Total	91300	(688,730.00)	(9,600,000.00)	(10,288,730.00)	31,536.00	1,575,156.04	7,960,581.06	(752,992.90)	92.68 %
Total		(712,650.00)	(9,600,000.00)	(10,312,650.00)	33,136.91	1,596,196.30	7,960,581.06	(755,872.64)	92.67 %
Total		(712,650.00)	(9,600,000.00)	(10,312,650.00)	33,136.91	1,596,196.30	7,960,581.06	(755,872.64)	92.67 %
Total For Fund:	177	(712,650.00)	(9,600,000.00)	(10,312,650.00)	33,136.91	1,596,196.30	7,960,581.06	(755,872.64)	92.67 %

GREENE COUNTY SOLID WASTE GAS/ MILEAGE REPORT
FISCAL YEAR '21 MARCH

TRUCK #	YEAR	MAKE	Beginning Mileage	Ending Mileage	Fuel/gas	Fuel/diesel	Fuel Cost	Miles Traveled	USE
1	2019	MACK	69674	72361		682.881	1985.45	2687	FRONT LOADER
2	2004	MACK	280178	280383		55.095	165.23	205	FRONT LOADER
3	2013	F-250	140977	142589		114.836	332.91	1612	DIRECTOR
4	1985	IH DUMP	269764	269764				0	ROCK TRUCK
5	2001	F-150	169389	170092	33.586		88.01	703	MOWER TRUCK
6	1997	F-350	270534	271068		66.933	296.51	534	DEMO/METAL SPARE
7	2000	MACK	300981	300981				0	FL (IN REPAIR)
8	2018	MACK	74767	77674		549.27	1592.35	2907	FL/ RECYCLE
9	2006	MACK	83035	83035				0	ROLL OFF
12	2008	F-250 4 X 4	161238	162911	196.854		510.95	1673	SUPERVISOR
13	1984	C-10	86596	86903	31.643		65.12	307	CENTER MAINT.
14	2014	MACK	119957	122641		538.348	1606.61	2684	ROLL OFF
15	2014	MACK	157326	159518		399.079	1190.39	2192	ROLL OFF
16	2014	MACK	91099	94343		682.01	2037.94	3244	ROLL OFF
17	2014	MACK	110540	110540				0	ROLL OFF (IN REPAIR)
19	2007	F-250 4 X 4	216372	216883	48.888		130	511	MECHANIC/ MAINT.
20	2001	CHEVY VAN	116835	116916	25.196		67	81	VAN INMATES
21	2007	MACK	200000	200000		529.535	1453.84	0	FRONT LOADER
22	2001	F-350	272478	272478				0	DEMO/METAL SPARE (IN REPAIR)
23	2001	MACK	434873	434873				0	FRONT LOADER (IN REPAIR)
25	2003	F-350	243877	243877				0	DEMO/METAL (IN REPAIR)
26	2020	F-350	22611	24367		177.076	522.52	1756	DEMO/METAL
27	2020	F-350	21664	22997		159.538	469.74	1333	DEMO/METAL
28	2007	F-550	305776	306536		83.784	246.02	760	MECHANIC/ MAINT.
29	2014	MACK	378055	378252		64.595	193.72	197	FRONT LOADER (IN REPAIR)
30	2013	MACK	143400	143400				0	FL (IN REPAIR)
						2602.88	7472.26		TRANSFER STATION TRUCKS
						1.698	4.41		SHOP FUEL
TOTALS					336.167	6707.558	20430.98	23386	

FL= FRONT LOADER

GREENE COUNTY SOLID WASTE

DATE APRIL '21	TON	TRANSFER STATION	LOADS	BUS.	DEMO	COPPER/ BRASS	PLASTIC	O.C.C.	O.N.P.	ALUM	BATT	USED OIL	TIRE COUNT	TIRE WGT	RADIATOR	TIN/ LIGHT STEEL	FENCE WIRE	USED ANTIFREEZE
1	74.84	158.39	33	23	1.76				18800				763	8.94				
2	49.01	98.99	19	14	5.23			9620										
5	161.55	122.9	46	29	10.22			7460					169	1.94		10120		
6	55.23	165.41	38	29	16.85		3720						515	5.96		11380		
7	75.16	186.98	28	16	6.76					238	1300		315	3.62		5180	1380	
8	97.08	116.58	32	21												2940		
9	46.99	126.67	14	10	8.98			8100					8	0.17		1760		
10*			3	1														
12	135.82	204.1	39	26	10.45			7120					190	2.19		9840		
13	64.1	185.44	40	31	12.02		3820									6060		
14	59.58	53.9	22	12	1.07			8140				610	229	3.56		7580		175
15	75.31	53.73	31	21	1.35				12640	1080								
16	55.3	97.08	23	18	7.64			7740					193	2.22		2420		
19	153.72	170.28	53	32	10.72			6720					1	0.06		7340		
20	63.45	165.62	38	28	10.11		2720									10240		
21	58.84	86.28	25	15	3.2								229	3.48		5620		
22	68.6	159.48	27	18	0.56			5020								4160		
23	52.33	110.03	18	14	3.52			8000					362	4.16		1500		
26	127.33	79.48	45	28	8.83			7580					154	1.77		3520		
27	58.41	111.13	41	28	10.42											3900		
28	59.11	73.55	25	14	2.6			6160					143	1.65		3780		
29	75.28	166.8	29	20	1.48													
30	63.29	113.46	25	16	8.83			9240					495	8.01		3740		
MARCH DIFF		210.55						-15020		2640						83190		
	TONS	TONS	#	#	TONS	LBS	LBS	LBS	LBS	LBS	LBS	GALS	TONS	#	LBS	LBS	LBS	GALS
TOTALS	1730.33	3016.83	694	464	142.6	0	10260	75880	31440	3958	1300	610	3766	47.73	0	184270	1380	175

MARCH DIFF= amounts collected after March report turned in

GREENE COUNTY SOLID WASTE

COMPACTOR TONS PER DAY

WEEK OF 4/1/21				4/1/2021	4/2/2021	
CENTER	MONDAY	TUESDAY	WEDNESDAY	THURSDAY	FRIDAY	TOTAL
AFTON					10.17	10.17
BAILEYTON				5.61		5.61
CLEAR SPRINGS						0
CROSS ANCHOR						0
DEBUSK					9.63	9.63
GREYSTONE						0
HAL HENARD				16.79		16.79
HORSE CREEK				8.86	1.74	10.6
McDONALD				4.92		4.92
OREBANK						0
ROMEO						0
ST. JAMES					6.02	6.02
SUNNYSIDE					7.21	7.21
WALKERTOWN						0
WEST GREENE				21.11		21.11
WEST PINES						0
CHUCKEY-DOAK						0
MOSHEIM						0
WEST GREENE HS						0
GRAND TOTAL	0	0	0	57.29	34.77	92.06

GREENE COUNTY SOLID WASTE

COMPACTOR TONS PER DAY

WEEK OF 4/5/21	4/5/2021	4/6/2021	4/7/2021	4/8/2021	4/9/2021	
CENTER	MONDAY	TUESDAY	WEDNESDAY	THURSDAY	FRIDAY	TOTAL
AFTON	19.08			15.07	13.02	47.17
BAILEYTON	8.11			7.74		15.85
CLEAR SPRINGS			8.24			8.24
CROSS ANCHOR		9.33		3.03	4.3	16.66
DEBUSK		12.11			9.97	22.08
GREYSTONE	9.18			6.62		15.8
HAL HENARD	16.17		13.67	2.08		31.92
HORSE CREEK	7.77			8.43		16.2
McDONALD	5.88			5.86		11.74
OREBANK			6.9			6.9
ROMEO	7.95		5.54			13.49
ST. JAMES			8.78			8.78
SUNNYSIDE		8.13	1.95			10.08
WALKERTOWN	9.35		8.45			17.8
WEST GREENE	22.66			25.59		48.25
WEST PINES		7.75			7.35	15.1
CHUCKEY-DOAK						0
MOSHEIM						0
WEST GREENE HS						0
GRAND TOTAL	106.15	37.32	53.53	74.42	34.64	306.06

GREENE COUNTY SOLID WASTE

COMPACTOR TONS PER DAY

WEEK OF 4/12/21	4/12/2021	4/13/2021	4/14/2021	4/15/2021	4/16/2021	
CENTER	MONDAY	TUESDAY	WEDNESDAY	THURSDAY	FRIDAY	TOTAL
AFTON	9.86			8.11	14.08	32.05
BAILEYTON	7.42			6.07		13.49
CLEAR SPRINGS						0
CROSS ANCHOR			7.97			7.97
DEBUSK		11.61			8.54	20.15
GREYSTONE		8.9				8.9
HAL HENARD	13.97			14.81		28.78
HORSE CREEK	6.67		5.33		5.24	17.24
McDONALD	6.77			5.28		12.05
OREBANK			7.48			7.48
ROMEO	8.94		7.14			16.08
ST. JAMES		7.11			5.32	12.43
SUNNYSIDE		9.18			6.94	16.12
WALKERTOWN	9.42		7.02			16.44
WEST GREENE	21.48			22.12		43.6
WEST PINES			8.6			8.6
CHUCKEY-DOAK						0
MOSHEIM						0
WEST GREENE HS						0
GRAND TOTAL	84.53	36.8	43.54	56.39	40.12	261.38

GREENE COUNTY SOLID WASTE

COMPACTOR TONS PER DAY

WEEK OF 4/19/21	4/19/2021	4/20/2021	4/21/2021	4/22/2021	4/23/2021	
CENTER	MONDAY	TUESDAY	WEDNESDAY	THURSDAY	FRIDAY	TOTAL
AFTON	17.34				21.18	38.52
BAILEYTON	7.74			7.25		14.99
CLEAR SPRINGS			9.34			9.34
CROSS ANCHOR		9.64			6.08	15.72
DEBUSK		10.95			8.46	19.41
GREYSTONE	8.2			5.37		13.57
HAL HENARD	14.26			13.28		27.54
HORSE CREEK	4.13			6.15		10.28
McDONALD	6.14			4.86		11
OREBANK			6.88			6.88
ROMEO	8.5		5.89			14.39
ST. JAMES			8.45			8.45
SUNNYSIDE		6.51	2.78			9.29
WALKERTOWN	9.16		7.04			16.2
WEST GREENE	21.16			18.15		39.31
WEST PINES		7.39			5.5	12.89
CHUCKEY-DOAK						0
MOSHEIM						0
WEST GREENE HS						0
GRAND TOTAL	96.63	34.49	40.38	55.06	41.22	267.78

GREENE COUNTY SOLID WASTE

COMPACTOR TONS PER DAY

WEEK OF 4/26/21	4/26/2021	4/27/2021	4/28/2021	4/29/2021	4/30/2021	
CENTER	MONDAY	TUESDAY	WEDNESDAY	THURSDAY	FRIDAY	TOTAL
AFTON	14.86				24.09	38.95
BAILEYTON	6.41			7.05		13.46
CLEAR SPRINGS						0
CROSS ANCHOR			6.49			6.49
DEBUSK		11.05			9.3	20.35
GREYSTONE		8.21				8.21
HAL HENARD	11.09			17.09		28.18
HORSE CREEK	7.43		6.83	3.03		17.29
McDONALD	4.85			5.07		9.92
OREBANK			5.85			5.85
ROMEO	6.98		7.02			14
ST. JAMES		6.43			5.93	12.36
SUNNYSIDE		6.31			8.08	14.39
WALKERTOWN	9.01		7.56			16.57
WEST GREENE	16.17			26.06		42.23
WEST PINES			8.37			8.37
CHUCKEY-DOAK						0
MOSHEIM						0
WEST GREENE HS						0
GRAND TOTAL	76.8	32	42.12	58.3	47.4	256.62

GREENE COUNTY SOLID WASTE

COMPACTOR TOTALS FOR APRIL 2021

AFTON	166.86
BAILEYTON	63.4
CLEAR SPRINGS	17.58
CROSS ANCHOR	46.84
DEBUSK	91.62
GREYSTONE	46.48
HAL HENARD	133.21
HORSE CREEK	71.61
McDONALD	49.63
OREBANK	27.11
ROMEO	57.96
ST. JAMES	48.04
SUNNYSIDE	57.09
WALKERTOWN	67.01
WEST GREENE	194.5
WEST PINES	44.96
CHUCKEY-DOAK	0
MOSHEIM	0
WEST GREENE HS	0
GRAND TOTAL	1183.9

REGULAR COUNTY COMMITTEE MEETINGS

<u>MAY2021</u>			
MONDAY, MAY 3	5:00 P.M.	EDUCATION COMMITTEE	CENTRAL SCHOOL OFFICE
WEDNESDAY, MAY 5	1:00 P.M.	BUDGET & FINANCE	ANNEX
MONDAY, MAY 10	6:00 P.M.	HIGHWAY COMMITTEE	HIGHWAY DEPT.
TUESDAY, MAY 11	1:00 P.M.	PLANNING	ANNEX
TUESDAY, MAY 11	3:30 P.M.	911 BOARD	ANNEX
WEDNESDAY, MAY 12	3:00 P.M.	ANIMAL CONTROL	ANNEX
THURSDAY, MAY 13	9-11:00 A.M.	CONGRESSWOMAN HARSHBARGER'S FIELD REP	ANNEX
MONDAY, MAY 17	6:00 P.M.	COUNTY COMMISSION	COURTHOUSE
MONDY, MAY 24	3:00 P.M.	KINSER PARK COMMITTEE	KINSER PARK
TUESDAY, MAY 25	8:30 A.M.	ZONING APPEALS (IF NEEDED)	ANNEX
WEDNESDAY, MAY 26	8:30 A.M.	INSURANCE	ANNEX
THURSDAY, MAY 27	10-12:00 P.M.	SEN. HAGERTY'S FIELD REP	ANNEX
MONDAY, MAY 31	HOLIDAY	ALL OFFICES CLOSED	COURTHOUSE & ANNEX
<u>JUNE2021</u>			
JUNE 1 THROUGH JUNE 14	BOARD OF EQUALIZATION IN CONFERENCE ROOM ALL DAY		ANNEX
TUESDAY, JUNE 1	5:00 P.M.	EDUCATION COMMITTEE	CENTRAL SCHOOL OFFICE
WEDNESDAY, JUNE 2	1:00 P.M.	BUDGET & FINANCE	ANNEX DOWNSTAIRS
TUESDAY, JUNE 8	8:00 A.M.	RANGE COMMITTEE	RANGE
TUESDAY, JUNE 8	1:30 P.M.	PLANNING	ANNEX DOWNSTAIRS
TUESDAY, JUNE 8	3:30 P.M.	911 BOARD	ANNEX DOWNSTAIRS
THURSDAY, JUNE 3	9-11:00 A.M.	CONGRESSWOMAN HARSHBARGER'S FIELD REP	ANNEX – CLERK'S ROOM
THURSDAY, JUNE 3	3:30 P.M.	PROPERTY SALES COMMITTEE	ANNEX DOWNSTAIRS
MONDAY, JUNE 21	6:00 P.M.	COUNTY COMMISSION	COURTHOUSE
TUESDAY, JUNE 22	8:30 A.M.	ZONING APPEALS (IF NEEDED)	ANNEX
WEDNESDAY, JUNE 23	8:30 A.M.	INSURANCE	ANNEX
THURSDAY, JUNE 24	10-12:00 P.M.	SEN. HAGERTY'S FIELD REP	ANNEX

****THIS CALENDAR IS SUBJECT TO CHANGE****

GREENE COUNTY ANIMAL CONTROL COMMITTEE

JANUARY 20, 2021

The Greene County Animal Control Committee met on January 20, 2021 at the Courthouse Annex.

Present were commissioners: Teddy Lawing, Jeffrey Bible, Robin Quillen and Kaleb Powell via Zoom. Also present were: Mayor Morrison, Roger Woolsey and Chris Cutshall, AC Manager. Connecting via Zoom were: Eugenia Estes, Greeneville Sun and Radio Greeneville Reid Seals.

Last meeting minutes was approved by Teddy Lawing and seconded by Jeff Bible.

The quarterly reports were given by Chris Cutshall. The numbers were more favorable during the quarter and during the past year. For this quarter, there were ZERO adoptable animals euthanized. This is greatly improved by rescues pulling animals and the transports that take them up north to new homes.

We have collected enough money from the one dollar addition to each rabies shot given in the county to pay for two new trucks for AC. A total of 17,216 animals were rabies vaccinated in our county last year.

The new AC radios should be installed by now.

A motion to adjourn was made by Teddy Lawing, seconded by Jeffrey Bible.

Next meeting will be on April 21, at 3.00 at the annex.

Respectfully submitted,

Robin Quillen

RANGE MINUTES

FEBRUARY 8, 2021

MEMBERS ATTENDING INCLUDED POLICE CHIEF AND CHAIRMAN TIM WARD, SHERIFF WESLEY HOLT, DICK FAWBUSH, ROCCO PRESTON, BRIAN CLICK, JAMES O. MCAFEE AND JERRY STROM. OTHERS ATTENDING INCLUDED RANGE MASTER TERRY CANNON, COUNTY MAYOR KEVIN MORRISON, CHIEF DEPUTY DAVID BEVERLY, GPD CAPTAIN TIM DAVIS, TOMMY WHITEHEAD WITH TWRA, KENN CARPENTER, COUNTY ATTORNEY ROGER WOOLSEY AND DIANE SWATZELL. QUORUM BEING PRESENT CHAIRMAN WARD CALLED MEETING TO ORDER AT 8:43 A.M. MOTION TO ACCEPT MINUTES WAS APPROVED ON A MOTION BY JERRY STROM AND SECOND BY SHERIFF HOLT. MOTION CARRIED.

OLD BUSINESS - GRANT UPDATE

JERRY STROM ADVISED THAT HE SPOKE WITH TIM CHURCHILL AND RON MAHONEY AND THEY ADVISED THAT GRANT WOULD BE APPROVED. WE STILL NEED THE LETTER REGARDING THE HISTORICAL AND ARCHAEOLOGICAL STUDY. WE WILL HAVE TO DO A NEW REVIEW IF OLD LETTER CAN'T BE LOCATED. MAYOR MORRISON HAS CHECKED HIS OFFICE TO SEE IF THEY HAVE A RECORD OF LETTER BUT TO NO AVAIL. WAITING TO SEE IF DAVE WRIGHT HAS A COPY.

UPPER RANGE UPDATE

TERRY CANNON ADVISED THAT JAIL TRUSTEE WE WERE USING WAS RELEASED. WE CAN NOT GET WIFI TO CONNECT TO COMPUTER AND NEED CITY I.T. TO LOOK AT BOXES.

INTERIOR WALL UPDATE

CANNON ADVISED THAT TIM TWEED LOOKED AND ADVISED THAT WALL WOULD BE OKAY IF WE USED DOUBLE DOORS. WILL CHECK ON JD METAL CONSTRUCTING COMPLETE WALL AND INSTALLING. KENN CARPENTER SUGGESTED A MOVING WALL. JERRY STROM AGREED THAT A COLLAPSIBLE WALL WOULD BE MORE FUNCTIONAL. COMMITTEE ASKED RANGE MASTER CANNON TO GET PRICING.

SHERIFF HOLT ASK IF WALTER STATE WAS PAYING FOR RANGE USAGE. CANNON ADVISED THEY ARE PAYING BUT DUE TO COVID 19 CLASSES ARE MUCH SMALLER.

SCTP UPDATE

JERRY STROM SPOKE WITH ANDREW PIERCY REGARDING LETTER SENT TO SCHOOL SUPERINTENDENT REGARDING COACHES CLASS AT HOG HEAVEN ON FEBRUARY 13, 2021. ALL COACHES ARE REQUIRED TO TAKE A FOUR (4) HOUR COURSE FOR CERTIFICATION.

A CLEARING HOUSE TO PURCHASE AMMO TO SHARE WITH SCHOOLS IS PROGRESSING.

NEW BUSINESS - NO

NEXT MEETING WILL BE IN TWO (2) MONTHS ON APRIL 13, 2021 AT 8:30 A.M. AT RANGE.

MEETING ADJOURNED AT 9:25 A.M. ON MOTION BY SHERIFF HOLT AND SECOND BY JAMES MCAFEE. MOTION CARRIED AND MEETING ADJOURNED.

DIANE SWATZELL

RECORDING SECRETARY

Approved 4/13/2021
Diane Swatzell

Greene County Purchasing Committee
March 15, 2021 5:30pm
Greene County Courthouse Jury Room

Members Present

Mayor Kevin Morrison
Commissioner Lyle Parton-via Zoom
Commissioner Pam Carpenter
Commissioner Teddy Lawing
Commissioner Tim White-via Zoom

Others Present


Diane Swatzell
Roger Woolsey

The Greene County Purchasing Committee met March 15, 2021 at 5:30pm in the Jury Room at the Greene County Courthouse. Chairman Tim White called the meeting to order via Zoom and a roll call was called with all members present.

Prior Minutes from February 16, 2021 were presented for review of the Committee. Upon motion by Lyle Parton and a second by Pam Carpenter and after a roll call vote, the minutes were approved.

Bid 1153: Kinser Park Septic Upgrade Upon motion of Lyle Parton and a second by Pam Carpenter, motion to accept the bid of \$139,500 from IWS-Innovative Wastewater Solutions of Greeneville, Tennessee was accepted by the Committee after a roll call vote was taken.

With no further business, motion to adjourn by Commissioner Teddy Lawing and a second by Lyle Parton, meeting was adjourned.



Respectfully Submitted

Commissioner Teddy Lawing

Secretary

Greene County Purchasing Committee

GREENE COUNTY PERSONNEL POLICIES COMMITTEE

June 23, 2020

Greene County Annex Building, Greeneville, Tennessee

MEMBERS PRESENT:

Mayor Kevin Morrison – Ex Officio
Erin Elmore – Ex Officio
Pam Carpenter – Commissioner
Butch Patterson – Commission
Brad Peters – Commissioner (via ZOOM)

Robin Quillen – Commissioner
Teddy Lawing – Commissioner
Clifford “Doc” Bryant – Commissioner
Kaleb Powell – Commissioner

MEMBERS NOT PRESENT:

ALSO PRESENT:

Roger Woolsey, County Attorney
Danny Lowery, Budget & Finance Director
Sheriff Wesley Holt
Michelle Holt, Sheriff’s Dept
Charles Morelock, Sheriff’s Dept
Calvin Hawkins, EMS Director

Angela Morgan, Sheriff’s Dept
Jeff Morgan, Sheriff’s Dept
Chief David Beverly, Sheriff’s Dept
Ray Allen, Sheriff’s Dept
Nick Milligan, Sheriff’s Dept

CALL TO ORDER:

Mayor Morrison called the meeting to order at 3:30 P.M. in the conference room at the Greene County Annex.

MINUTES:

A motion to approve the minutes from January 10, 2020 was made by Commissioner Doc Bryant, seconded by Commissioner Pam Carpenter. No discussion. Vote taken to approve. All in favor. Minutes approved.

DISCUSSION: Old Business

Mayor Morrison started the discussion by reminding the committee that the last meeting was on January 10th, before the Covid Pandemic occurred. Going into Old Business, the Refined Accrual Plan has been worked on for long time. Leadership team sat down to come up with the accrual plan and wanted to reward loyal employees and tenure. Example would be someone that is just joining the Sheriff’s Department out of the academy to accrue less than someone that’s been there a while. Mayor Morrison asked everyone to look at the vacation and sick policies given out to the members. After discussion around the table on the accrual, the Mayor

stated that there would be a max payout of 100 hours using this policy. Roger Woolsey then asked if there will be anything put into place stating how much time an employee much give for retirement so nobody leaves at a busy time for their office. Erin stated we can mirror the language for use of vacation time for the termination paragraph. Roger then gave the members reason why this policy needs to be in place. There was discussion on the wording of the advance notice for retirement. Mayor Morrison suggested 30 days notice for retirement.

Doc Bryant made the motion that in cases of retirement and use of these hours, 30 day notice to be given barring any emergency health issues and to be determined by the Department head. Robin Quillen second the motion. No further discussion. All in favor. Motion passed.

Butch Patterson then brought up the sick leave. He asked what the max number of sick days a person can use. He used the example that if a person has 3000 sick hours, that's a lot of sick days and a person using up a doctor excuse to continue to draw a pay check. After FMLA runs out, they can be terminated. Butch wants this put with the sick policy. Erin said it's in the FMLA section. Doc Bryant asked why not put this will be determined per FMLA policy. Roger stated this will work. Discussion around the table on sick hours and the use of those hours.

Butch Patterson made the motion to add FMLA guidelines and regulation to 3.3 Section for Sick Policy. Doc Bryant second. No further discussion. All in favor. Motion passed.

DISCUSSION: New Business

Mayor Morrison then brought the committee to new business by stated that there are a couple of department heads here at the meeting. All but one department has signed off on this personnel policy which is fantastic. He stated that we tried to incorporate and be fair for all. We have all departments but one to sign on. Robin asked if we have any hope of that department signing on. Doc Bryant asked which department and was told the Highway Department. Roger stated that the Greene County Road Supervisor was advised by another Road Supervisor not to join a County wide policy and to keep his own. Mayor Morrison stated he took stock in what Rodney Carmichael with the State advised which was to use their own policy. Robin stated that when the Commission gives raises, etc, they don't get included if not under the County policy. Doc asked if the Commission has to approve their policy. Erin state it would just have to be on the minutes.

Discussion then went to the departments not included on the vacation/sick policy. Board of Education, Health Department and EMS have a different policy. Highway Department has not signed onto the policy at all. Discussion went to maintenance of effort. Can't give less, but can give or not give more. More discussion followed on the one department not signing on to the County Personnel Policy.

Mayor Morrison suggested a motion to be made to submit the complete policy to the County Commission at the July meeting. Robin Quillen made motion with a second by Kaleb Powell. Discussion on the motion: Michelle Holt asked for clarification on when Sheriff Dept holiday has to be used. Holiday time can't be taken before the holiday, meaning can't take in advance of the holiday. Erin said she will put that in there to clarify this. Michelle then wanted to thank the

committee for their fairness to the Sheriff's Department. She then asked about the wording on gifts. Mayor Morrison suggested putting in "of nominal value". After more discussion on changing the wording, Mayor Morrison gave another suggestion which Roger said was fine.

Doc Bryant then made the motion to amend to include new language on gifts and the vacation and holiday accrual. Angela Morgan then asked about the language on holidays. Erin said she would clarify that. Robin Quillen then second the motion. No further discussion on this amendment. All in Favor.

Back to original motion to submit the Personnel Policy as amended. Robin then stated there needs to be discussion with that one department and what they are losing by not signing on to the policy. Erin stated she has sign sheet that all department heads must sign for this. With no further discussion, vote was taken. All in favor. Motion passed.

Charles Morelock then asked to speak. He wished to thank Mayor Morrison and the committee for everything they have done and appreciates the consideration of their concerns as Sheriff's Department employees. Sheriff Holt asked thanked the committee and stated this was needed.

With no further discussion, Robin Quillen made the motion to adjourn with a second by Butch Patterson. All in favor. Meeting adjourned.

No future meeting was set.

Respectfully Submitted,
Kim Hinson

**Greene County Budget and Finance Committee
Meeting-Minutes April 7th, 2021 Meeting
Greene County Annex Conference Room, Greeneville, Tennessee**

MEMBERS PRESENT:

Mayor Kevin Morrison– Budget & Finance Chairman Robin Quillen-Commissioner
Dale Tucker- Commissioner-VIA Zoom John Waddle- Commissioner- VIA Zoom
Paul Burkey- Commissioner-VIA Zoom

ALSO:

Danny Lowery- Director of Finance Roger Woolsey- County Attorney
Chris Shepard- Circuit Court Clerk Erin Elmore-HR Director
Jim Greene- Solid Waste Director
Kevin Swatsell- Greene County Road Superintendent- VIA Zoom

OTHERS:

Reid Seals –Greeneville Radio -VIA Zoom Jeff Taylor- Greene County Partnership Director
Jerry Bird-911 Director

CALL TO ORDER:

Mayor Kevin Morrison called the Budget & Finance committee meeting to order on Wednesday, April 7th, 2021 at 1:00 P.M. in the Greene County Conference room at the Annex. A quorum was present.

Motion to approve the Budget & Finance minutes March 3rd, 2021 was made by Commissioner Robin Quillen, seconded by Commissioner John Waddle. Minutes carried.

BUDGET AMENDMENTS:

For their review, the Committee received budget requests that had already been previously approved by Mayor Morrison.

BUDGET AMENDMENTS NEEDING APPROVAL BY THE BUDGET & FINANCE COMMITTEE

Greene County Chancery Court Clerk Kay Armstrong requested that \$5,154 be transferred from Legal Notices Recordings & Court costs (332), \$2,630 into Accountants Bookkeepers (119), \$1865 into Clerical Personnel (162), \$279 into Social Security (201), \$315 into Pension (204), and \$66 into Employer Medicare (212) to pay out comp time for full time associates. Commissioner Waddle approved Ms. Armstrong's request. It was seconded by Commissioner Burkey. All were in favor

Greene County Attorney Roger Woolsey requested that \$500 be transferred from Part-Time Personnel (169), into Overtime (187). Paralegal worked overtime due to litigations and \$100 be transferred from Office Equipment (719) into Printing, Stationery & Forms (349). Commissioner Waddle made a motion to approve the request. It was seconded by Commissioner Tucker. All were in favor.

RESOLUTIONS:

- A. A Resolution of the Greene County Legislative Body authorizing the appropriation of up to \$17,805 from the General Fund Circuit Court Restricted Fund balance for the purchase of computer equipment for the FYE June 30, 2021. Commission Quillen made a motion to amend and approve Resolution A. It was seconded by Commissioner Waddle. Motions carried.

**Greene County Budget and Finance Committee
Meeting-Minutes April 7th, 2021 Meeting
Greene County Annex Conference Room, Greeneville, Tennessee**

- B. A Resolution to declare County owned Property Surplus, Obsolete, or Unusable, pursuant to T.C.A. 5-14—108. Items from Sheriff's Department, Solid Waste and Highway Department that wishes to sell on GovDeals. Commission Quillen made a motion to amend and approve Resolution B. It was seconded by Commissioner Burkey. Motions carried.**
- C. A Resolution of the Greene County Legislative Body authorizing the appropriation of up to \$1,000,000 from the Funds allocated to Greene County from the American Rescue Plan to replace the doors and locks from the cells and the fire alarm for the Greene County Jail for FYE June 30, 2021. Commission Quillen made a motion to amend and approve Resolution C. It was seconded by Commissioner Waddle. Motions carried.**
- D. A Resolution of the Greene County Legislative Body authorizing the appropriation of up to \$1,403.162 from the Funds allocated to Greene County from the American Rescue Plan to Solid Waste-Fund 116 for the purchase of Capital Equipment and the addition of a Mechanic and Assistant for the FYE June 30, 2021. Commission Waddle made a motion to amend and approve Resolution D. It was seconded by Commissioner Quillen. Motions carried.**

Greene County Partnership Jeff Taylor, addressed the committee concerning his Wednesday weekly legislator calls. At this time, he meets with various representatives from Tennessee. His job is to monitor things that impact our region. One thing to come up in the legislative meeting that was introduced out of middle Tennessee, was to change car tag renewals from annual to bi-annual. He wanted to give all everyone a heads up on this. The impact is going to make a difference by cutting in half the fees. He wants everyone's input where the representatives will know their thoughts. He will continue monitoring this situation. He represents the voice of our Government and he cannot voice his opinion.

- Motion to go into Closed Session was made by Commissioner Quillen.

NEXT MEETING:

The next scheduled meeting for the Budget & Finance meeting will be Wednesday, May 5th, at 1:00 P.M. in the conference room of the Greene County Annex building.

Respectfully submitted,
Regina Nuckols
Budget & Finance Secretary

**Greene County Insurance Committee
Regular Meeting-Minutes Open Session
March 24, 2021
Greene County Annex Greeneville, Tennessee**

Members Present:

Danny Lowery-Budget Director	Kevin Morrison-Mayor	William Dabbs-Comm
Roger Woolsey-Cnty Atty	Wesley Holt- Sheriff	Brad Peters-Comm Zoom
Kevin Swatsell- Road Sup by Zoom	David McLain- GCS Director by Zoom	
John Waddle-Comm By Zoom	Erin Elmore- HR	Dale Tucker-Comm

Also, Present:

Andrea Hillis- Tri- State	John McInturff-MMB	
Megan Kell- Ballad	Chris Poynter- Trinity	Sandy Fowler- Atty Assist.
Kim Peterson – Tri State	Tony Williamson- Trinity	

Call to Order:

Mayor Morrison called meeting to order at 8:34 a.m. Meeting was held in person and by online web conference due to the COVID 19 to maintain social distancing. Quorum was present.

Minutes:

Minutes from the February 24, 2021 was approved with no opposition by a motion made by Erin Elmore and being seconded by Commissioner Dabbs. Commissioner Tucker abstained.

Reports:

Danny Lowery presented the February 2021 financials for 121 and 264 Funds. Motion to approve the reports was made by Roger Woolsey and was seconded by Commissioner Dabbs. Danny Lowery abstaining since they were his reports.

Discussion:

Megan Kell gave clinic reports, February the provider had 102 visits with 113 nurse visits and there was a total of 945 prescriptions done including 123 refills. An average of fifteen patients were seen per day averaging. Clinic tracked 34 no shows in February. Megan is still currently tracking the no shows and should be able to report what departments those are coming from in April. Clinic is adding more patients seen in a day and streamlining the clinic flow. Time in and out slips are now being given to patients. Roger informed Megan that the names of the employees that are a no show can be given to that employee's department head.

Chris Poynter informed the committee that he was able to get the medical reinsurance with no increase this year and at a refund eligible cell.

Roger Woolsey informed the committee of school districts for the Middle and High school levels excess accidental coverage for student athletes. John McInturff will be looking into the rates for the committee. This would be secondary to the child's health coverage provided by parents or TennCare and or Medicare.

**Greene County Insurance Committee
Regular Meeting-Minutes Open Session
March 24, 2021
Greene County Annex Greeneville, Tennessee**

Motion was made by Wesley Holt and was seconded by Danny Lowery to adjourn. Meeting was adjourned for closed session.

Open session was reconvened.

Claims:

Motion was made by Commissioner Dabbs and was seconded by Commissioner Peters to approve claim 11000319013100. Motion was approved with no opposition with Wesley Holt abstaining.

Motion to adjourn by Erin Elmore and was seconded by Commissioner Dabbs.

Respectfully Submitted,
Krystal Justis

**Greene County Law Enforcement Committee
Greene County Courthouse Annex Conference Room
04-12-2021**

Members Present

Wesley Holt
Hoot Bowers
Clifford Bryant
Kathy Crawford
Jeffery Bible
Teddy Lawing

Members Absent

Lyle Parton
Kaleb Powell
Gary Shelton
Jason Cobble
Josh Kesterson

Others Present

David Beverly

The Greene County Law Enforcement Committee met on Monday, April 12, 2021 at 4pm in the Greene County Courthouse Annex Conference Room.

Acting Chairman, Kathy Crawford, called the meeting to order, there was no quorum, so no votes were called for. Acting Chairman Crawford turned the meeting over to Committee Member, Sheriff Wesley Holt.

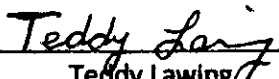
Sheriff Holt talked to the committee about the lack of space that he was facing and about how his maintenance person, Adam Arrington, has been conducting work at the Detention Center, Workhouse, Sheriff's Department and Courthouse, upgrading those facilities.

First, Sheriff Holt discussed that he has space problems at the Sheriff's Department. There are several detectives using the same office and when they need to interview citizens or suspects in criminal cases, they are having issues having a location to properly conduct the interviews. They have records stored in several locations - the evidence rooms are overflowing - storage space for uniforms and equipment include not only closets and rooms but overflow out into the lobby and stairwells. The District Attorney General, Dan Armstrong, wants all interviews to be video and audio recorded; however, no room exists for this. The Sheriff's Department building is not handicap accessible and persons coming to see detectives have to climb the stairs to the third floor of the building. Wheelchair bound persons have to enter the sidewalk from behind the Sheriff's Department and have to go alongside the building to the front ramp for entry. There are several times a week where citizens need access to the Sheriff's Department to pick-up crash reports, incident reports, speak to the Sheriff, Chief Deputy, records personnel and detectives, and other departments.

Second, Sheriff Holt discussed how Adam Arrington, the maintenance director for the Sheriff's Department, has been working on several issues at the Detention Center, Workhouse, Sheriff's Department and Courthouse that normally require an outside contractor to repair. This has saved the county tens of thousands of dollars. Adam is getting his certifications to work on large electrical, heating and air units and other certifications that will save the county several tens of thousands of dollars each year in the future. When not working on repairs for the Sheriff's Department, he might be useful at other department such as Animal Control, CCU Building, and other county buildings preventing the county from hiring outside contractors. It would be beneficial to pay Adam a salary suitable to his certifications to keep from losing him. Once he has all his certifications, he would be in high demand and would be able to find a very well paid position outside the county government.

After the discussion, the committee was taken to the Workhouse, Sheriff's Department and Detention and to the back of courthouse to look at projects completed by Adam Arrington who provided certified work with great savings to Greene County. The committee also observed the shortage of space at the Sheriff's Department including storage spaces, detective offices, storage of items in hallways, stairwells, closets and the shortage of space in the evidence rooms. Following was dinner at the FOP for the committee.

Respectfully Submitted


Teddy Lawing
County Commissioner
Law Enforcement Committee

Wesley Hall
Kathy Crawford
Drew Bowyer
Mike King
Jeffrey Bible

STATE OF TENNESSEE
COUNTY OF GREENE

GREENE COUNTY BEVERAGE BOARD COMMITTEE
AUGUST 11, 2020
3:30 P.M.

The Greene County Beverage Board Committee met Tuesday,
August 11, 2020, at 3:30 P.M. in the office of the Greene County Clerk,
Lori Bryant.

Chairman Bill Dabbs called the Beverage Board Meeting to order.
The Beverage Board Committee members who were present for the meeting
were as follows: Commissioners Bill Dabbs and Gary Shelton.

Atul Shukla, 1599 Cooks Valley Rd. Kingsport, TN 37664, was present
for the Beverage Board Meeting. He filed a Beer Application for Andy's Quick
Stop, 700 Jeroldstown Road, Greeneville, TN 37743 formerly known as
Jeroldstown Market.

BEER APPLICATION
ANDY'S QUICK STOP
ATUL SHUKLA (OWNER)

A motion was made by Commissioner Gary Shelton and seconded by Commissioner Bill Dabbs voted yes to approve the beer application. The motion to approve the beer application for the a permit to sell beer OFF THE PREMISES, at Andy's Quick Stop was approved.

Greene County Emergency Communications District (E911)
Official Board Meeting Minutes
Tuesday, March 9, 2021, 3:30pm, Annex Conference Room

Members Present: Teddy Lawing, Jeff Wilburn, Hoot Bowers, Robin Quillen, Pam Carpenter, Alan Shipley.

Members Present by Zoom: John Waddle, Tim Ward

Members Absent: Josh Kesterson.

Other Present: Jerry Bird, Seth Spradlin, Kelley Dabbs, Roger Woolsey, Erin Elmore, David Beverly, Calvin Hawkins, TJ Manis, Jon Waddell, Todd Smith, Cathy Osborne, Jessica Bowers, Roger Woolsey.

Others Present by Zoom: Ken Little, Ryan Holt.

The Greene County Emergency Communications District (E911), Board of Directors met on Tuesday, February 9, 2021, at 3:30pm, at the Greene County Courthouse Annex, Conference Room, Chairman Tim Ward called the meeting to order. A rollcall of Board Members was called, with eight present, one absent.

The prior minutes were presented to the Board for approval. Upon motion by Hoot Bowers and seconded by Alan Shipley, a roll call vote was made, the minutes were approved.

The Treasurer's Report was presented to the Board for approval. Upon motion by Hoot Bowers and a second by Pam Carpenter, a roll call vote was made, the Treasurers Report was approved. Prior to Treasurer's Report approval, there was \$5000 and \$10,000 moved from line items to adjust those with shortages. The motion was made by Pam Carpenter with a second by Tim Ward, a rollcall vote was made and motion passed.

Director Jerry Bird gave a Central Dispatch Update. Central Dispatch started March with good support, 9 shifts a week with 36 monthly shifts. Part-time persons have been filling the law enforcement positions on occasion. Another part-time employee has been hired and has prior experience. Two part-time are now fully trained. Seth Spradlin is still full time dispatcher and doing the NCIC TBI Coordination.

Director Bird gave an update on the new CAD. There have been 3 meetings with the developer, all hardware is up and running and the vendor expects a start in 4 to 6 months and

training completed.

There was a discussion on budget needs and personnel needs for the next budget year. A workshop was held on March 23rd at 3:30pm at the Greene County Courthouse Conference Room, as this was a workshop, no votes were taken. It was discussed to move forward with 21 dispatchers if funding could be provided by the County and City. No other action was taken with more discussion planned for the next regular meeting.

Upon motion by Hoot Bowers and a second by Jeff Wilburn, the meeting was adjourned.

The next Board meeting is Tuesday, March 13, 2021 at 3:30pm.

Respectfully Submitted

Pamela Carpenter, Secretary
County Commissioner

Minutes typed by Commissioner Teddy Lawing.

Minutes of the Greene County Regional Planning Commission

A meeting of the Greene County, TN Regional Planning Commission was held via Zoom video conferencing on Tuesday, March 9, 2021, at 1:00 p.m.

Members Present/Absent

Sam Riley, Chairman
Gwen Lilley, Vice-Chairman
~~Gary Rector, Secretary~~
Lyle Parton, Alternate Secretary
Edwin Remine
Kristin Girton
Stevi Misener
Phillip Ottinger
Jason Cobble

Staff Representatives Present/Absent

~~Kevin Morrison, County Mayor~~
Roger Woolsey, County Attorney
~~Kevin Swatsell, Road Superintendent~~
Tim Tweed, Building Official
Amy Tweed, Planning Coordinator

Also participating: Interested citizens

The Chairman called the meeting to order and welcomed attendees. A roll call vote of members was held, and it was determined that a quorum was present. The Chairman asked if members had received the draft minutes of the February 9, 2021 meeting. A motion was made by Edwin Remine, seconded by Lyle Parton, to approve the minutes as written. The Chairman conducted a roll call vote, which carried unanimously.

Pleasant Hill United Methodist Church and Cemetery Subdivision. The Planning Commission reviewed and considered granting preliminary and final approval to the Pleasant Hill United Methodist Church and Cemetery Subdivision, for four lots totaling 5.05 acres, located adjacent to Fox Road in the 1st civil district. Information was provided stating the Greene County Board of Zoning Appeals had granted a variance decreasing the rear yard setback for the church from 50 feet to 25 feet, at their February 23, 2021 meeting. The variance was necessary as plots in the cemetery were located within the 50' setback for the church, and not granting the variance would place the lot line between or on graves. Staff stated all signatures had been obtained, the plat met all applicable requirements, and recommended plat approval. A motion was made by Lyle Parton, seconded by Phillip Ottinger, to approve the plat as it met all applicable requirements. The Chairman conducted a roll call vote, which was approved unanimously.

Redivision of Tracts 1-7 and 9-11 of the Fain Carter Property Subdivision. This item was removed from the agenda at the property owner's request.

Berry/Black 2.58 acre Property Subdivision. This item was removed from the agenda at the property owner's request.

Replat of lots 3 & 4 of the Twin Creek Estate Subdivision. The Planning Commission reviewed and considered granting preliminary and final approval to the Replat of lots 3 & 4 of the Twin Creek Estate Subdivision, for one lot totaling 0.98 acre, located adjacent to Falcon Circle in the 14th civil district. Staff stated that no plats with signatures had been submitted, and recommended denial. A motion was made by Edwin Remine, seconded by Kriston Girton, to deny approval of the plat, as no plats with signature had been submitted, as required by the *Greene County Subdivision Regulations*. The Chairman called a roll call vote, which was unanimous.

Monthly Activity Report for the Building and Zoning Office. Tim Tweed discussed the monthly activity report for Greene County Building/Planning/Zoning. A motion was made by Edwin Remine, seconded by Lyle Parton, to accept the list. The Chairman conducted a roll call vote, which carried unanimously.

Administrative minor subdivisions. The Planning Commission was informed that the following subdivisions had been approved by staff since the last meeting.

- Survey of portion of the Lois Miller Property Subdivision, for one lot totaling 1.79 acres, located adjacent to Old Stage Road in the 14th civil district.
- Combination plat of lots 26 and 27 of the Rex and Ann Cobble Section 2 Subdivision, for one lot totaling 2.00 acres, located adjacent to Gass Memorial Road in the 12th civil district.
- Replat of lots 3 and 4 of the Young Property Subdivision, for one lot totaling 1.38 acres, located adjacent to Heritage Road North in the 15th civil district.
- Combination plat of lots 1 and 2 of Debusk Estates Subdivision, for one lot totaling 1.36 acres, located adjacent to Estates Drive in the 9th civil district.
- Property survey for Thomas Bellaw, III et ux Subdivision, for one lot totaling 0.71 acre, located off Old Kentucky Road South in the 9th civil district.
- Redivision of lot 2R-A the Barbara and Randall Purkey Partition Subdivision, for two lots totaling 2.71 acres, located adjacent to Kingsport Highway in the 20th civil district.
- Replat of lots 8 and 9 of the Lurline Bible Estate, Section 2 Subdivision, for one lot totaling 1.29 acres, located adjacent to Raders Sidetrack Road in the 8th civil district.
- Re-Subdivision of Lots 4 and 5 Wayne Blazer et al Property Subdivision and Lots 7R and 8R of the Replat of lots 6-8 Wayne Blazer, et al Property Subdivision, for one lot totaling 3.4 acres, located adjacent to Newport Highway in the 3rd civil district.
- Lowell R Collins Subdivision, for one lot totaling 3.00 acres, located adjacent to Waddell Love Road in the 3rd civil district.
- Ronald Hale Subdivision, for one lot totaling 1.010 acres, located adjacent to Jeffries Lane in the 7th civil district.
- John Hensley Property Subdivision, for two lots totaling 2.53 acres, located adjacent to Cedar Creek Road in the 3rd civil district.
- Division of lot 12R Myers Acres Subdivision, for two lots totaling 0.864 acres, located adjacent to Myers Acres Lane in the 8th civil district.
- Replat of River Shoals Section 2, lots 13 and 14, Plat Cabinet E, Slide 24 Subdivision, for 1 lot totaling 2.52 acres, located adjacent to Dominique Lane in the 24th civil district.

A motion was made by Edwin Remine, seconded by Phillip Ottinger, to accept the list. The Chairman conducted a roll call vote, which was approved unanimously.

Plats reviewed for Greene County municipalities. The Planning Commission recognized the following plats had been reviewed by staff.

- Replat of Lots 14-19 of the Johnny Dearstone Subdivision, for one lot totaling 7.60 acres, located adjacent to Warrensburg Road in the 9th civil district.
- Knight 1.64 acre Property Partition Subdivision, for two lots totaling 1.64 acres, located adjacent to East Fork Road in the 24th civil district.
- Replat of Robert M. Reaves Property Subdivision, for two lots totaling 5.47 acres, located adjacent to Lonesome Pine Trail in the 12th civil district.

No action was taken.

Greene County Plats over 5 acres. The Planning Commission recognized the following plats had been reviewed by staff.

- Combination of lots 4-7 of the Phillips Property Survey for Kristina M. Hammonds, for one tract totaling 5.56 acres, located adjacent to Sugar Bowl Road in the 16th civil district.
- Property of Sam Britton and Nyki Britton Lots 16-20 of the Fain Carter Property, for one tract totaling 10.16 acres, located adjacent to Oak Hills Road in the 7th civil district.

No action was taken.

Certificate of Approval of Water System. The Planning Commission reviewed and discussed proposed changes to the certificate of the approval of water systems to the Greene County Subdivision Regulations. Staff stated that the existing wording of the certificate, which was required to be placed on subdivision plats, did not sufficiently address the concerns of some of the local utility districts. Three proposals were provided to the Planning Commission for their consideration.

Existing Certification:

Certificate of the Approval of Water Systems

I hereby certify that the public water utility system or systems installed, or proposed for installation, fully meet the requirements of the local utility district, and are hereby approved as shown.

_____, 20____
Date

Local Utility District Provider or His Authorized Representative

Recommended Certifications and Notation:

- (1) I certify that the public water utility system, or systems installed, provide water service to lot(s) _____, meet the requirements of the local utility district, and is hereby approved.

I certify that no public water is available to lot(s) _____

Name of Local Utility District

Authorized Representative

Date

- (2) I certify that the public water utility system, or systems installed, provide water service to lot(s) _____, meet the requirements of the local utility district, and is hereby approved.

I certify that lot(s) _____ is/are not served by a public water system, and the expense of installing a well or providing some other form of private water service is the responsibility of the property owner.

Name of Local Utility District

Authorized Representative

Date

- (3) Notation. Lot(s) _____ is/are not served by a public water system, and the expense of installing a well or providing some other form of private water service is the responsibility of the property owner.

A motion was made by Kristin Girton, seconded by Lyle Parton, to publish a public hearing to discuss the proposed changes to the *Greene County Subdivision Regulations*. The Chairman conducted a roll call vote, which carried unanimously.

Other Business.


Ricky Good Property. The Planning Commission reviewed and considered granting preliminary and final approval to the Ricky Good Property Subdivision, for one tract totaling 0.634 acres, to be added to tax map 014, parcel 047.01, located at Kingsport Highway. Staff stated all signatures had been obtained, and recommended approval as the plat met all applicable requirements. A motion was made by Lyle Parton, seconded by Edwin Remine, to approve the plat as it met all applicable requirements. The Chairman called a roll call vote, which carried unanimously.

There being no further business, a motion was made by Edwin Remine, seconded by Gwen Lilley, to adjourn. The Chairman conducted a roll call vote, which carried unanimously. The meeting adjourned at 1:32 p.m.

Approved as written:

Secretary:

Chairman/Vice Chairman:

4/13/21


GREENE COUNTY HIGHWAY DEPARTMENT
JANUARY 2020 TO DECEMBER 2020 COUNTY ROAD LIST CHANGES

ROAD NAME	ROAD CLASS	ROAD LENGTH	DATE APPROVED BY LEGISLATIVE BODY	REASON FOR CHANGE
ROAMING DRIVE	ASPHALT	.57	OCTOBER 19, 2020	EXTENDED ROAD 675 FEET- ROAD WAS .44 WITH THE 675 FEET ADDED IT IS .57 SPONSOR- GREENE COUNTY PLANNING COMMISSION
SUGARBOWL ROAD	CHIPSEAL	1.97	JULY 16, 2001	RESOLUTION TO RELOCATE A PORTION OF THE ROAD CHANGED THE LENGTH OF THE RD
SUGAR BOWL ROAD ACCESS	CHIPSEAL	.11	JULY 16, 2001	RESOLUTION TO ADD OLD SECTION OF SUGARBOWL ROAD TO THE OFFICIAL ROAD LIST AS SUGAR BOWL ROAD ACCESS.

***NOTE SUGARBOWL ROAD & SUGAR BOWL ROAD ACCESS WERE LEFT OFF THE ROAD LIST CHANGES & CHANGES WERE NOT MADE ON THE ROAD LIST - DO TO THERE WAS NOT A ROAD MEETING THAT MONTH**

Greene County Road Report

Road	Beginning/Ending		Length (MI)	ROW	Civil Dist	Roadbed	Surf Type
1ST STREET	MIDWAY ROAD	MIDWAY RAILROAD STREET	0.10		19	15	CMX
2ND STREET	MIDWAY ROAD	MIDWAY RAILROAD STREET	0.14		19	15	ASP
3RD STREET	MIDWAY ROAD	MIDWAY RAILROAD STREET	0.13		19	15	ASP
4-H LANE	WHIRLWIND ROAD	DEAD END	0.20		19	17	ASP
4TH STREET	MIDWAY ROAD	MIDWAY RAILROAD STREET	0.16		19	15	ASP
AFTON ROAD	ANDREW JOHNSON HWY	SNAPPS FERRY ROAD	4.92		12,13	19	ASP
AILSHIE LANE	MCDONALD ROAD	DEAD END	0.30		4	16	BST
ALAMO LANE	DAVY CROCKETT PARK	DEAD END	0.12		15	16	ASP
ALBANY ROAD	LONESOME PINE TRAIL	BROWN SPRINGS ROAD	1.39		7,23	16	BST
ALBERT STREET	HILLCREST STREET	CENTER STREET EAST	0.15		8	16	ASP
ALEXANDER FERRY LANE	107 CUT-OFF	DEAD END	0.51		22	16	BST
ALGONQUIN CIRCLE	CHOCTAW DRIVE	CHOCTAW DRIVE	0.18		14	17	ASP
ALLEN LANE	NOELLWOOD DRIVE	DEAD END	0.05		9	28	ASP
ALPINE COVE	ALPINE DRIVE	DEAD END	0.05		9	28	ASP
ALPINE DRIVE	PARRISH DRIVE	DEAD END	0.15		9	28	ASP
AMBER LEAF LANE	JUSTICE ROAD	DEAD END	0.10		16	14	BST
AMERICAN ROAD	11-E BYPASS	DEAD END	0.27		12		ASP
AMITY ROAD	ASHEVILLE HWY	WHIRLWIND ROAD	0.81	50	9	18	ASP
ANDERSON LOOP	BROWN SPRINGS ROAD	BROWN SPRINGS ROAD	1.28	50	23	17	ASP
ANDES CIRCLE	NOELWOOD DRIVE	DEAD END	0.04		9	28	ASP
ANEST ROAD	GREYSTONE ROAD	HORSE CREEK PARK ROAD	0.78	50	1	16	BST
APPLESTONE DRIVE	BAILEYTON ROAD	DEAD END	0.50	50	21	22	ASP
APRICOT LANE	JEAROLDSTOWN ROAD	DEAD END	0.14		17	16	BST
ARLIE WADDELL LANE	ASHEVILLE HWY	DEAD END	0.85	50	18	16	BST

Road	Beginning/Ending		Length (MI)	ROW	Civil Dist	Roadbed	Surf Type
ARMSTRONG ROAD	MILBURNTON ROAD	PAUL BASKETTE ROAD	0.86		15	16	ASP
ARROWHEAD LOOP	LITTLE CHUCKEY ROAD	LITTLE CHUCKEY ROAD	0.76		19	17	ASP
ASH MEADOW DRIVE	SHAKE RAG ROAD	RED HILL ROAD	0.60	50	2,22	16	ASP
ASHLEY CIRCLE	NOELWOOD DRIVE	DEAD END	0.05		9	28	ASP
ASHWAY TERRACE	ASHEVILLE HWY	DEAD END	0.28		2,18	18	ASP
ASTOR BOWERS ROAD	NEWPORT HIGHWAY	OLD NEWPORT HWY	0.28	50	3	19	ASP
AUSTIN LANE	JEFFERS LANE	DEAD END	0.20		15	15	ASP
AYERS DRIVE	WARRENSBURG ROAD	DEAD END	0.51		4	16	BST
AYERS LANE	CUMBERLAND DRIVE-AT END CITY OF TUSCULUM	DEAD END	0.10	50	13	16	BST
BABBS MILL ROAD	KINGSPORT HWY	BAILEYTON ROAD	4.33	50	13,20	18	ASP
BACK CREEK ROAD	WHITE SANDS ROAD	DEAD END	0.29		2	16	BST
BAILEY LANE	OLD BAILEYTON ROAD	DEAD END	0.26	50	21	18	ASP
BAILEY STREET	HORTON HWY -AT BAILEYTON CITY LIMITS	HAWKINS LANE	0.21		11	16	BST
BAILEYTON MAIN STREET	VAN HILL ROAD	HORTON HWY -AT BAILEYTON CITY LIMITS	0.15		11	18	ASP
BALL ROAD	11-E BYPASS - AT TUSCULUM CITY LIMITS	OLD STAGE ROAD	0.83		13	20	ASP
BANDY ROAD	NEWPORT HWY-AT GREENEVILLE CITY LIMITS	PANORAMIC VIEW DRIVE	0.62		8	18	ASP
BANEBERRY ROAD	GAP MOUNTAIN ROAD	KITE ROAD	0.20		11	16	BST
BANKS DRIVE	COUNTY LINE	LOVELACE ROAD	0.73		17	17	ASP
BARGER LANE	PHILLIPI ROAD	DEAD END	0.47	50	6	16	BST
BARKLEY ROAD	WEST PINES ROAD	HORTON HWY	4.76	50	16	17	ASP
BARKWOOD PARK	BLUE SPRINGS PKWY	DEAD END	0.06		8	16	ASP
BARNSIDE LANE	BARKLEY ROAD	DEAD END	0.18	50	17	16	BST
BARREN ROAD	BARREN VALLEY ROAD	DEAD END	1.24	50	1	17	ASP
BARREN VALLEY ROAD	CHUCKEY PIKE	WILHOIT ROAD	1.97		1	17	ASP

Road	Beginning/Ending		Length (Mi)	ROW	Civil Dist	Roadbed	Surf Type
BAUGHARD HILL ROAD	11-E BYPASS -AT MOSHEIM CITY LIMITS	DEAD END	0.61		8	18	ASP
BAYS MOUNTAIN ROAD	FLEA RIDGE ROAD	HAMBLÉN COUNTY LINE	0.83		4	17	BST
BEAR HOLLOW ROAD	LONESOME PINE TRAIL	HAWKINS COUNTY LINE	3.90	50	11	17	BST
BEAR PAW LANE	LONESOME PINE TRAIL	DEAD END	0.52		11	16	BST
BELGIAN LANE	SUNNYDALE ROAD	DEAD END	0.28		2	16	BST
BELLE ARDEN DRIVE	PLANTATION DRIVE	HOLLY CREEK ROAD	0.46	50	24	24	ASP
BELLE MEADE COURT	BELLE ARDEN DRIVE	DEAD END	0.16	50	24	24	ASP
BELLE ROAD	WEST PINES ROAD	KINGSPORT HWY	0.95		17	17	BST
BENBOW ROAD	OLD KNOXVILLE HWY	70 TRUCK ROUTE-AT GREENEVILLE CITY LIMITS	0.31		8	16	ASP
BENT TREE LANE	FLATWOODS ROAD	DEAD END	0.28		11	16	BST
BERNARD ROAD	HORTON HWY	KENNEYTOWN ROAD	1.69	50	11	17	ASP
BERRY LANE	STONE DAM ROAD	DEAD END	0.47		14	16	BST
BERRY PICK LANE	WINDOVER ROAD	DEAD END	0.35		11	16	BST
BERRY SHORT LANE	GAP CREEK ROAD	DEAD END	0.26		7	16	BST
BERTIE PATTON ROAD	MARVIN ROAD	GOODMAN LOOP	0.86	50	7	17	BST
BETHANY ROAD	HORTON HWY	JEAROLDSTOWN ROAD	1.15	50	17	17	ASP
BETHEL LANE	LONESOME PINE TRAIL	DEAD END	0.95	50	11	17	BST
BETSY ROSS ROAD	BABBS MILL ROAD	DOTY CHAPEL ROAD	1.66	50	20	18	BST
BEWLEY ROAD	WARRENSBURG ROAD	BEWLEY CHAPEL ROAD	1.44	50	4	18	ASP
BIBLE ACRES LANE	RADERS SIDETRACK ROAD	DEAD ENDS	0.26	50	8	18	ASP
BIBLE ROAD	MCDONALD ROAD	GLADES ROAD	0.68		4	16	BST
BIBLES CHAPEL ROAD	SOUTH MOHAWK ROAD	MCDONALD ROAD	3.19		19	17	ASP
BIG SHOE LANE	LITTLE CHUCKEY ROAD	BIG SHOE LANE	0.19		19		BST
BIG SPRINGS DRIVE	BLUE SPRINGS PKWY AT MOSHEIM CITY LIMITS	IRON BRIDGE ROAD	0.94	50	23	17	BST
BILL DOBSON LANE	BROWNS BRIDGE ROAD	DEAD ENDS	0.28	50	13	16	ASP

Road	Beginning/Ending		Length (MI)	ROW	Civil Dist	Roadbed	Surf Type
BILL JONES ROAD	MCCOY ROAD	MIDDLE CREEK ROAD	1.99	50	22	18	ASP
BILL MARTIN ROAD	MIDDLE CREEK ROAD	GREYSTONE ROAD	1.29		22	17	ASP
BILL SHAW ROAD	NORTH WATER FORK ROAD	BILL JONES ROAD	0.72	50	22	17	BST
BILLY BIBLE ROAD	OTTWAY ROAD	KENNEYTOWN ROAD	2.26	50	11	18	BST
BIRDS BRIDGE ROAD	107 CUTOFF	OLD ASHEVILLE HWY	0.60	50	22	20	ASP
BIRDS ROAD	OLD ASHEVILLE HWY	SUNNYSIDE ROAD	0.65		2	17	BST
BIRDWELL CIRCLE	DEBUSK ROAD	DEBUSK ROAD	0.47		9	20	ASP
BIRDWELL MILL ROAD	NOLICHUCKEY ROAD	SOUTH ALLENS BRIDGE ROAD	1.56	50	3	18	ASP
BISHOP LOOP	RAMBO ROAD	RAMBO ROAD	1.46		22	17	ASP
BITNER LANE	CAMPBELL CIRCLE	DEAD ENDS	0.31		14	16	ASP
BLACK BEAR ROAD	LOST MOUNTAIN PIKE	MILLERS CHAPEL ROAD	1.12		16,21	17	ASP
BLACK HORN LANE	LOBO LOOP	DEAD ENDS	0.28		12	16	ASP
BLACK ROAD	BLUE SPRINGS ROAD AT MOSHEIM CITY LIMITS	GRASSY CREEK ROAD	2.41	50	8	17	CMX
BLACKBERRY LANE	RIPLEY ISLAND ROAD	DEAD ENDS	1.24	50	13	16	ASP
BLAKE LANE	KINGSPORT HWY	DEAD ENDS	0.17		20	15	BST
BLAKE ROAD	MCCOY ROAD	LAWS ROAD	0.80		22	16	BST
BLAZER LANE	ASHEVILLE HWY	WOODLAND CIRCLE	0.20		9	20	ASP
BLED SOE HOLLOW LANE	PATES HILL ROAD	DEAD ENDS	0.30		5	16	GRV
			0.17				BST
BLUE BONNET LANE	ASHEVILLE HIGHWAY	DEAD ENDS	0.14		9	15	CON
BLUE JAY ROAD	OLD ASHEVILLE HWY	WHIRLWIND ROAD	0.27	50	24	16	ASP
BLUE SPRINGS PARKWAY	WEST SUMMER ST.- AT GREENEVILLE CITY LIMITS	11E -AT MOSHEIM CITY LIMITS	3.50	50	8,19,23	20	ASP
BLUE SPRINGS ROAD	FLEA RIDGE ROAD	FLEA RIDGE ROAD	1.41	50	4	17	BST
BLUEBERRY LANE	JEFFRIES LANE	DEAD ENDS	0.73		7	16	BST
BLUFFDALE LANE	MCDONALD ROAD	DEAD ENDS	0.20	50	19	16	BST

Road	Beginning/Ending		Length (MI)	ROW	Civil Dist	Roadbed	Surf Type
BOBBIE AVENUE	KESTERSON STREET	DEAD ENDS	0.20	40	9	18	ASP
BOLES LANE	STONE DAM ROAD	MILLIGAN ROAD	1.60		14	16	BST
BOLTON ROAD	SNAPPS FERRY ROAD AT GREENEVILLE CITY LIMITS	KINGSPORT HWY	1.79		13	17	ASP
BOOKER LANE	HORTON HWY	DEAD ENDS	0.53		11	16	BST
BOULDER LOOP	BAILEYTON ROAD	BAILEYTON ROAD- AT BAILEYTON CITY LIMITS	0.15		11	16	ASP
BOWERS ROAD	WARRENSBURG ROAD	NEWPORT HWY	1.23	50	9,25	17	ASP
BOWMAN ROAD	SUNNYSIDE ROAD	PISGAH ROAD	0.44	50	24	16	ASP
BOWMANTOWN CHURCH RD	CLEAR SPRINGS ROAD	WASHINGTON COUNTY LINE	0.50		15	19	ASP
BOYD CARTER ROAD	OLD HALL ROAD	OLD SNAPPS FERRY ROAD	1.18	50	20	16	BST
BRACKENS LANE	BILL SHAW ROAD	DEAD ENDS	0.42	50	22	16	BST
BRACKETREE LANE	BAILEYTON MAIN STREET-AT BAILEYTON CITY LIMITS	DEAD ENDS	0.50		11	16	BST
BRAMBLE ROAD	11-E BYPASS - AT MOSHEIM CITY LIMITS	BAUGHARD HILL ROAD	0.75		8	16	ASP
BRANDON HOLLOW LANE	GAP CREEK ROAD	DEAD ENDS	1.28	50	7	17	ASP
BRIAN CIRCLE	GIBSON LOOP	BRIAN CIRCLE	0.70		20	22	ASP
BRIARBEND LANE	WHISPERING ROAD	DEAD ENDS	0.57		24	14	BST
BRIARGATE LANE	BUCKINGHAM ROAD	DEAD ENDS	0.20	50	13	17	ASP
BRIDGE BURNERS BOULEVARD	11-E BYPASS - AT MOSHEIM CITY LIMITS	POTTERTOWN ROAD	0.50	50	6	20	ASP
BRIGHT HOPE ROAD	WARRENSBURG ROAD	NEWPORT HWY	3.64	40	5,25	19	ASP
BRITTON AVENUE	CHEROKEE BLVD	TWIN BARNS ROAD - AT MOSHEIM CITY LIMITS	0.85	50	8	20	ASP
BRITTON LANE	BRITTON AVENUE	DEAD ENDS	0.04		8	20	ASP
BRITTONTOWN LANE	BRITTONTOWN ROAD	DEAD ENDS	0.37		20	14	GRV
BRITTONTOWN ROAD	BABBS MILL ROAD	DAVIS VALLEY ROAD	2.55	50	20	16	BST
BRONCO LANE	MARVIN ROAD	DEAD ENDS	0.20		6	16	BST
BROOKS DRIVE	OLD ASHEVILLE HWY	DEAD ENDS	0.95		2	16	ASP

Road	Beginning/Ending		Length (Mi)	ROW	Civil Dist	Roadbed	Surf Type
BROOM FACTORY ROAD	11-E BYPASS- AT MOSHEIM CITY LIMITS	BLUE SPRINGS PKWY-AT MOSHEIM CITY LIMITS	0.71	50	8	18	ASP
BROWN AVENUE	CHEROKEE BLVD	DEAD END	0.42	50	8	20	ASP
BROWN LANE	KITE ROAD	DEAD ENDS	0.46		11	16	BST
BROWN ROAD	SAND BAR ROAD	BARREN ROAD	0.93		15	16	ASP
BROWN SPRINGS ROAD	BLUE SPRINGS PKWY- AT MOSHEIM CITY LIMITS	LONESOME PINE TRAIL	4.04	50	23	19	ASP
BROWNS BRIDGE ROAD	HOLLY CREEK ROAD	OLD ERWIN HWY - AT TUSCULUM CITY LIMITS	2.42	50	13	16	ASP
BROWNS CIRCLE	ST. JAMES ROAD	LONG CREEK ROAD	1.00	50	3	16	ASP
BROWNS HILL LANE	BROWNS HILL LOOP	DEAD ENDS	0.15		12	16	BST
BROWNS HILL LOOP	BAILEYTON ROAD	BAILEYTON ROAD	0.28		12	16	BST
BROWNS RIDGE ROAD	LITTLE MEADOWCREEK ROAD	CEDAR CREEK ROAD	1.08	50	3	17	BST
BROYLES LANE	CHUCKEY PIKE	DEAD ENDS	0.21		1	16	BST
BROYLES ROAD	FOX ROAD	HORSE CREEK PARK ROAD	1.27	50	1	18	ASP
BRUCE COLLINS LANE	HOUSTON VALLEY ROAD	DEAD ENDS	0.47		18	16	ASP
BRUMLEY DRIVE NORTH	SEQUOIA TRAIL	DEAD ENDS	0.26		9	16	ASP
BRUMLEY DRIVE SOUTH	SEQUOIA TRAIL	DEAD ENDS	0.12		9	16	ASP
BRUNNER STREET	BAILEY STREET-AT BAILEYTON CITY LIMITS	DEAD ENDS	0.10	50	21	16	BST
BRYANT LANE	ASHEVILLE HWY	DEAD ENDS	0.15		2	16	BST
BUCKBOARD ROAD	GARRETT HILL ROAD	ASHEVILLE HWY	1.71	50	18	16	ASP
BUCKINGHAM ROAD	CHURCH STREET	HOLLY CREEK ROAD	4.81	50	2,4	18	ASP
BUD SHELTON LANE	WARRENSBURG ROAD	DEAD ENDS	0.18		5	16	BST
BUFFALO CREEK LANE	PIGEON CREEK RD	DEAD ENDS	0.29		3	16	BST
BULLFROG LANE	CAMP CREEK ROAD	DEAD ENDS	0.14		1	14	BST
BURGER DRIVE	CHUCKEY PIKE	CHUCKEY HWY	0.29		14	17	ASP
BURKEY ROAD	WARRENSBURG ROAD	HARTMAN ROAD	1.79	50	8	17	ASP

Road	Beginning/Ending	Length (MI)	ROW	Civil Dist	Roadbed	Surf Type	
BURNETT'S CHAPEL LANE	WHITE SANDS ROAD	DEAD ENDS	0.33	50	2	17	BST
BYERLEY LANE	AFTON ROAD	DEAD ENDS	0.14		13	16	ASP
C M JONES ROAD	HOLLY CREEK ROAD	SHILOH ROAD	0.98		13	18	ASP
C W KITE LANE	MT CARMEL ROAD	DEAD ENDS	0.24	50	7	15	BST
CABE COURT	HOLLY CREEK ROAD	DEAD END	0.17	50	13		ASP
CAL DOBSON TRAIL	LITTLE INDIAN CREEK ROAD	DEAD ENDS	0.18	50	22	16	BST
CALICO ROAD	JOHN BIRD ROAD	MIDDLE CREEK ROAD	0.78		22	17	BST
CALLIE VIEW	WEST BONNIE JOHNSON	DEAD ENDS	0.16		24	15	BST
CAMP CREEK ROAD	GREYSTONE ROAD	SUNNYDALE ROAD	3.11		22	18	ASP
CAMP JOSHUA LANE	GREENE MOUNTAIN ROAD	DEAD ENDS	0.26		22	16	ASP
CAMPBELL CIRCLE	CHUCKEY HWY	CHUCKEY HWY	1.02		14	17	ASP
CAMPBELL ROAD	HORTON HWY	WOOLSEY ROAD	1.66		17	17	ASP
CANARY ROAD	EAST ALLENS BRIDGE ROAD	OLD ASHEVILLE HWY	0.13		24	18	ASP
CANEY CREEK LANE	HORTON HWY	DEAD ENDS	2.96	50	16	17	BST
CANNON LOOP	FISHPOND ROAD	FISHPOND ROAD	0.61		1	16	BST
CANNON ROAD	OLD STAGE ROAD	HERITAGE ROAD NORTH	1.12	50	15	17	BST
CANORES ROAD	JUD NEAL LOOP	JUSTICE ROAD	0.50		16	16	ASP
CARL DOTY ROAD	JUSTICE ROAD	SMITH TOWN ROAD	1.99	50	16	17	BST
CARLTON RIDGE LANE	KINGSPORT HWY	DEAD ENDS	0.30	50	20	16	BST
CARMEL HILL	HOUSE ROAD	SUNNYSIDE ROAD	0.55	50	24	18	ASP
CARPENTERS CHAPEL ROAD	GILBREATH ROAD	WEEMS CHAPEL ROAD	2.77	50	23	17	ASP
CARR LANE NORTH	BANK DRIVE	DEAD ENDS	0.55		17	16	ASP
CARR LANE SOUTH	MOODY ROAD	DEAD ENDS	0.64	50	17	16	ASP
CARRIAGE LANE	QUILLEN SHELL ROAD	DEAD ENDS	0.26	50	13	28	ASP
CARTER LANE	OASIS ROAD	DEAD ENDS	0.57		6	16	BST
CARTERS VALLEY ROAD	LONESOME PINE TRAIL	FLATWOODS ROAD	2.16	50	7,11	17	ASP

Road	Beginning/Ending		Length (MI)	ROW	Civil Dist	Roadbed	Surf Type
CARTWHEEL ROAD	CEDAR CREEK ROAD	FILLERS MILL ROAD	0.88		18	17	ASP
CATAWBA ROAD	MT HOPE ROAD	NORTH MOHAWK ROAD	0.41		6	17	ASP
CECIL DAVIS ROAD	ROLLINS CHAPEL RD	ASHEVILLE HWY	0.50		18	18	BST
CEDAR AVENUE	ROCKY HILL DRIVE	DEAD ENDS	0.27	40	8	16	ASP
CEDAR CREEK CAVE RD	DOYLE DAVIS ROAD	GARRETT HILL ROAD	2.64	50	18	17	BST
CEDAR CREEK ROAD	ASHEVILLE HWY	COUNTY LINE	8.28	50, 60	18,3	19	ASP
CEDAR CREEK SCHOOL RD	DOYLE DAVIS ROAD	DEAD ENDS	0.07		18	16	ASP
CEDAR CREST ROAD	BROWN SPRINGS ROAD	MT CARMEL ROAD	0.93	50	23	17	BST
CEDAR HILL STREET	NEWPORT HWY	KATHY AVENUE	0.14	40	9	18	ASP
CENTENNIAL LANE	KINGSPORT HWY	DEAD ENDS	0.12		12	22	ASP
CENTER STREET EAST	HILLCREST STREET	HARDSHAW DRIVE	0.15		8	15	ASP
CENTER STREET WEST	HILLCREST STREET	WEST HILLCREST ST.	0.20		8	15	ASP
CHAD SHELTON LANE	OLD JONESBORO ROAD	DEAD ENDS	0.22	50	1	16	BST
CHANDLER CIRCLE	VIKING MOUNTAIN ROAD	VIKING MOUNTAIN ROAD	0.70		18	14	BST
CHANDLER ROAD	SPLATTER CREEK ROAD	OLD STAGE ROAD	0.63	50	2	17	BST
CHARIOT TRAIL	OSS WILLIAMS ROAD	OLD SNAPPS FERRY ROAD	1.12	50	17	16	BST
CHARLES JOHNSON ROAD	CHUCKEY PIKE	DAVY CROCKETTPARK ROAD	1.75	50	15	17	ASP
CHARLES RADER LANE	MT CARMEL ROAD	DEAD ENDS	0.38	50	23	16	BST
CHARLIE DOTY ROAD	LOST MOUNTAIN PIKE	BARKLEY ROAD	3.71		16,17	17	ASP
CHEROKEE BLVD	BLUE SPRINGS PARKWAY-AT MOSHEIM CITY LIMITS	DEAD ENDS	0.29	60	8	18	ASP
CHEROKEE LOOP	CHEROKEE BLVD	CHEROKEE BLVD	0.50		8	17	ASP
CHEROKEE STREET	11-E BYPASS	BLUE SPRINGS PKWY-AT MOSHEIM CITY LIMITS	0.63		19	18	ASP
CHESTNUT RIDGE ROAD	MIDDLE CREEK ROAD	KELLER ROAD	0.90		22	16	ASP
CHICKADEE ROAD	11-E BYPASS	PATTERSON STREET	0.17		13	18	ASP
CHICKASAW DRIVE	RIVER ROAD	FILLERS MILL ROAD	0.59		18	15	BST

Road	Beginning/Ending		Length (MI)	ROW	Civil Dist	Roadbed	Surf Type
CHILHOWIE STREET	CHEROKEE STREET	POCAHONTAS STREET	0.18		8	17	ASP
CHIMNEY TOP LANE	KINGSPORT HWY	DEAD ENDS	1.23	50	16	22	ASP
CHIMNEY TOP LOOP	HORTON HWY	HORTON HWY	2.58	50	17	17	ASP
CHIPPENDALE LANE	OLD MIDWAY ROAD	DEAD ENDS	0.31		19	16	BST
CHOCTAW DRIVE	CHUCKEY HWY	CHOCTAW DRIVE	1.20		14	18	ASP
CHRISTMAN WAY	SHAKE RAG ROAD	DEAD ENDS	0.18		2	14	BST
CHUCKEY BALL PARK ROAD	CHUCKEY RURITAN ROAD S	CHUCKEY RURITAN ROAD S	0.30		14	16	BST
CHUCKEY COLLEGE ST	CHUCKEY HWY	HIGHLAND STREET	0.15		14	16	ASP
CHUCKEY DOAK ROAD	11-E BYPASS	DEAD END	0.45		14	22	ASP
CHUCKEY HWY	11-E BYPASS	11-E BYPASS	4.02	60	14	20	ASP
CHUCKEY POINT	CHUCKEY HWY	DEAD ENDS	0.17		14	16	BST
CHUCKEY POINT ACCESS	CHUCKEY HWY	CHUCKEY POINT	0.10		14	16	ASP
CHUCKEY RURITAN RD N	11-E BYPASS	OLD STAGE ROAD	0.34	50	14	18	ASP
CHUCKEY RURITAN RD S	11-E BYPASS	CHUCKEY HWY	0.66		14	18	ASP
CHURCH HILL CIRCLE	CHURCH HILL ROAD	CHURCH HILL ROAD	0.22		3	15	BST
CHURCH HILL ROAD	NOLICHUCKEY ROAD	ST. JAMES ROAD	1.27	50	3	17	ASP
CICERO AVENUE	ASHEVILLE HWY	DEAD END	0.49	50	9	18	ASP
CIMARRON TRAIL	SNAPPS FERRY ROAD	DEAD ENDS	0.43	50	14	24	ASP
CIRCLING LANE	ROAMING DRIVE	DEAD ENDS	0.09	50	14	24	ASP
CLAY WAY	WHITEHOUSE ROAD	DEAD ENDS	0.17	50	1	22	ASP
CLEAR CREEK ROAD	KINGSPORT HWY	SMITH MILL ROAD	1.72	50	17	17	BST
CLEAR SPRINGS ROAD	JOCKEY ROAD	11-E BYPASS	4.68		15	18	ASP
CLEMMER DRIVE	CHUCKEY PIKE	DEAD ENDS	0.32		15		BST
CLICK ROAD	DULANEY ROAD	SHACKLEFORD ROAD	1.38	50	8,19	16	BST
CLIFF LANE	RYAN ROAD	DEAD ENDS	0.62		17	15	BST
CLOVER LANE	COUNTRY LANE	DEAD ENDS	0.06		20	16	BST

Road			Length (MI)	ROW	Civil Dist	Roadbed	Surf Type
Beginning/Ending							
CLUBHOUSE LANE	ASHEVILLE HWY	DEAD ENDS	0.13	50	9	22	ASP
COBBLE LANE	BROOM FACTORY ROAD	DEAD ENDS	0.16		8	22	ASP
COCHRAN LANE	GAP MOUNTAIN ROAD	DEAD ENDS	0.18		11	15	BST
COCKATEIL ROAD	MILBURNTOWN ROAD	WASHINGTON COUNTY LINE	1.08		15	16	ASP
COCKE COUNTY ROAD	CEDAR CREEK ROAD	ST. JAMES ROAD	1.15	50	3	17	ASP
COLLINS ROAD	ROARING FORK ROAD	JOHN GRAHAM ROAD	1.09		12	18	ASP
COLVERT ROAD	CEDAR CREST ROAD	ANDERSON LOOP	1.40	50	23	16	BST
COLYER ROAD	OLD MOUNTAIN ROAD	BISHOP LOOP	0.78	50	22	16	BST
COMMUNITY CENTER RD	MCDONALD ROAD	COMMUNITY CENTER ROAD	0.25	50	19	15	ASP
CONCORD LANE	CONCORD ROAD	DEAD ENDS	0.12		4	14	BST
CONCORD ROAD	MCDONALD ROAD	SOUTH MOHAWK ROAD	1.77	50	4	16	ASP
COOTER LANE	GAP CREEK ROAD	DEAD ENDS	0.46		7	14	BST
COOTER WAY	KINSER PARK LANE	DEAD ENDS	0.25	ROW	9	15	BST
COSLEY LANE	JIM FOX ROAD	DEAD ENDS	0.60	50	24	14	BST
COTTONTAIL LANE	107 CUT-OFF	DEAD ENDS	0.34		13	15	ASP
COUNTRY LANE	KINGSPORT HWY	CLOVER LANE	0.25		20	16	ASP
COVE CREEK ROAD	ASHEVILLE HWY	CEDAR CREEK ROAD	0.74	50	18	18	ASP
COX HILL ROAD	ROARING FORK ROAD	UNION ROAD	1.88	50	12	15	BST
COX ROAD	LONESOME PINE TRAIL	BLACK ROAD	1.39	50	8	16	BST
COY BRADLEY LANE	PILOT MOUNTAIN ROAD	DEAD ENDS	0.41	50	7	16	BST
COYOTE LANE	TED WEEMS ROAD	DEAD ENDS	0.19		21	15	ASP
CRAFT LANE	HANEY HILL ROAD	DEAD ENDS	0.79	50	9	16	ASP
CRAFT SPRINGS EAST	BAILEYTON ROAD	OLD BAILEYTON ROAD	0.29	50	21	14	ASP
CRAFT SPRINGS WEST	BAILEYTON ROAD	SOUTH WESLEY CHAPEL ROAD	0.61		21	16	CMX
CRENSHAW WAY	EARL BAXTER ROAD	DEAD ENDS	0.94		17	20	ASP
CREST HILLS LANE	CHUCKEY HWY	DEAD ENDS	0.21		14	17	ASP

Road	Beginning/Ending		Length (MI)	ROW	Civil Dist	Roadbed	Surf Type
CRESTHAVEN LANE	11-E BYPASS -AT MOSHEIM CITY LIMITS	DEAD ENDS	0.30		19	16	ASP
CRICKETT LANE	JEAROLDSTOWN ROAD	DEAD ENDS	0.18		17	14	BST
CRIMSON LANE	WILHOIT ROAD	DEAD ENDS	0.17		1	15	BST
CRITTER LANE	LITTLE CHUCKEY ROAD	DEAD ENDS	0.10	50	21	15	BST
CROCKET TIMBERS ROAD	REMINE ROAD	DEAD ENDS	0.30	50	14	28	ASP
CROFF KIRK ROAD	YELLOW SPRINGS ROAD	MCDONALD ROAD	0.89		4	15	ASP
CROSSOVER DRIVE	ASHEVILLE HWY	WAYLAND DRIVE	0.30	50	9		ASP
CROW FLY LANE	OLD ASHEVILLE HIGHWAY	OLD ASHEVILLE HIGHWAY	0.18		24	15	BST
CRUM CIRCLE	ASHEVILLE HWY	ASHEVILLE HWY	0.76	50	18	16	BST
CRUM LANE	SAND BAR ROAD	DEAD ENDS	0.30		1	15	BST
CRUMLEY ROAD	BAILEYTON ROAD	NORTH WESLEY CHAPEL	1.51		11	14	BST
CRYSTAL LANE	WHITEHOUSE ROAD	DEAD ENDS	0.30		12	14	BST
CULBERTSON ROAD	NEWPORT HWY	POPULAR SPRINGS ROAD	2.20	50	3	17	ASP
CUMBERLAND DRIVE	SHILOH ROAD-AT TUSCULUM CITY LIMITS	BROWNS BRIDGE ROAD	1.13		13	18	ASP
CURTIS STREET	WHITEHOUSE ROAD-AT GREENEVILLE CITY LIMITS	RAYMOND ROAD-AT GREENEVILLE CITY LIMITS	0.13		12	17	ASP
CUTSHALL AVENUE	DECATUR STREET	LAVADA STREET	0.23	50	9	16	ASP
CUTSHAW LANE	OLD MOUNTAIN ROAD	DEAD END	0.21		22	14	BST
DAIRY LANE	PAINTER ROAD	DEAD ENDS	0.13		1	14	BST
DANIELS LANE	LEE SHELTON LANE	DEAD ENDS	0.34		1	15	ASP
DARK HOLLOW LANE	WARRENSBURG ROAD	DEAD ENDS	0.16		25	15	BST
DARNELL ROAD	WHIRLWIND ROAD	OLD ASHEVILLE HWY	0.48		24	16	ASP
DASHAWAY ROAD	DOTY CHAPEL ROAD	KINGSPORT HWY	1.15		20	15	BST
DAVIS LANE	LAWING ROAD	DEAD ENDS	0.10		22	14	BST
DAVIS VALLEY ROAD	OLD BAILEYTON ROAD	DOTY CHAPEL ROAD	1.98	50	20	16	BST
DAVY CROCKETT DRIVE	ASHEVILLE HWY	DEAD ENDS	0.26		9	15	BST

Road	Beginning/Ending		Length (MI)	ROW	Civil Dist	Roadbed	Surf Type
DAVY CROCKETT PK RD	CHUCKEY HWY	WASHINGTON COUNTY LINE	2.03	50	15	18	ASP
DAY GAP LANE	GAP CREEK ROAD	DEAD ENDS	0.35		6	13	GRV
DEARSTONE LANE	EARLINGTON DRIVE	DEAD ENDS	0.10	50	9	24	ASP
DEBUSK ROAD	NEWPORT HWY	ASHEVILLE HWY	2.20	50	9	18	ASP
DECATUR STREET	CICERO AVENUE	DEAD ENDS	0.39	50	9	18	ASP
DEEP HOLLOW LANE	HORACE BITNER ROAD	DEAD ENDS	0.19	50	1	15	BST
DEERCHASE LANE	STONE DAM ROAD	DEAD END	0.26	50	14		ASP
DEERFOOT LANE	NEWPORT HWY	DEAD ENDS	0.20	50	9	15	ASP
DEERVIEW CIRCLE	DEERCHASE LANE	DEAD ENDS	0.06	50	14		ASP
DEERWOOD LANE	DEERWOOD ROAD	DEAD END	0.10		22		BST
DEERWOOD ROAD	BLAKE ROAD	LAWS ROAD	0.43		22	15	BST
DELTA VALLEY ROAD	JOHN GRAHAM ROAD	CARTERS VALLEY ROAD	1.95	50	11	16	BST
DELZIE RANDOLPH ROAD	ERWIN HWY	WILLIAMSON ROAD	0.37	50	1	15	ASP
DEMOCRAT ROAD	MCDONALD ROAD	WESTWOOD ROAD	3.70	50	4	16	BST
DENVER BIBLE ROAD	WARRENSBURG ROAD	LITTLE WARRENSBURG ROAD	1.35	50	4	14	BST
DENVER BOWERS LANE	PLEASANT VALE RD	DEAD ENDS	0.56		15	15	ASP
DeVAULT COURT	RIVER POINTE DRIVE	DEAD END	0.11	40	9		ASP
DINWIDDIE ROAD	TEAGUE ROAD	SNAPPS FERRY ROAD	0.63		14	16	BST
DIXIE ROAD	107 CUTOFF	WHITE SANDS ROAD	1.38	50	2	16	ASP
DOAK HENSLEY ROAD	SMITH TOWN ROAD	WEST PINES ROAD	1.48	50	16	16	BST
DOC HAWKINS ROAD	DOTY CHAPEL ROAD	OLD BAILEYTON ROAD	0.92	50	21	17	ASP
DODD BRANCH ROAD	FILLERS MILL ROAD	GARRETT HILL ROAD	2.24	50	18	15	ASP
DOGWALK ROAD	ROCK QUARRY ROAD	WHITEHOUSE ROAD	1.99	50	12	16	BST
DOGWOOD CIRCLE	GAP CREEK ROAD	GAP CREEK ROAD	0.24		6	14	BST
DOMINIQUE LANE	SUNNYSIDE ROAD	DEAD ENDS	0.38	50	2	24	ASP
DOOLITTLE ROAD	LONESOME PINE TRAIL	HORTON HWY	1.59	60	11	16	ASP

Road	Beginning/Ending		Length (MI)	ROW	Civil Dist	Roadbed	Surf Type
DOTY CHAPEL ROAD	LOST MOUNTAIN PIKE	KINGSPORT HWY	4.04	50	20,16	18	ASP
DOTY LANE	KINGSPORT HWY	DEAD ENDS	0.15	50	13	14	BST
DOUGHTYS CHAPEL ROAD	LONESOME PINE TRAIL	BAILEYTON ROAD	1.71	50	8,12	15	ASP
DOVE TRAIL	OTTFWAY ROAD	DEAD ENDS	0.23		11	20	ASP
DOWNEY ROAD	MORRISON ROAD	KINGSPORT HWY	1.14	50	16	16	BST
DOYLE DAVIS ROAD	PERRY DAVIS ROAD	CEDAR CREEK ROAD	1.20	50	18	16	ASP
DRY HOLLOW LANE	PHILLIPI ROAD	DEAD ENDS	0.41		6	14	BST
DUDE LANE	LONESOME PINE TRAIL	DEAD ENDS	0.56	50	7	15	BST
DULANEY ROAD	11-E BYPASS -AT MOSHEIM CITY LIMITS	WARRENSBURG ROAD	2.28	50	8,23	17	ASP
DUNCAN LANE	PLEASANT VALE ROAD	DEAD ENDS	1.11	50	15	15	BST
DUNHAM ROAD	FISHPOND ROAD	HORSE CREEK PK ROAD	1.34		1	17	ASP
DUSTY LANE	OLD DUCKTOWN ROAD	DEAD ENDS	0.14		15,17	14	BST
DYER HOLLOW ROAD	WESTWOOD ROAD	MT HOPE ROAD	2.20	50	6	16	ASP
DYER ROAD	ASHEVILLE HWY	ARLIE WADDELL ROAD	0.26		18	15	BST
DYKES HILL ROAD	MARTIN ROAD	HAPPY VALLEY ROAD	0.47	50	15	16	ASP
DYKES-HAWKINS ROAD	OLD BAILEYTON ROAD	DEAD ENDS	2.00		16	15	ASP
EADS LANE	DUNHAM ROAD	DEAD ENDS	0.55		1	15	BST
EAGLE ROOST	PISGAH ROAD	DEAD ENDS	0.18		24	14	BST
EALEY ROAD	OLD KNOXVILLE HWY	DEAD END	0.45	50	8	16	ASP
EARL BAXTER ROAD	JERALDSTOWN ROAD	KINGSPORT HWY	1.95	50	17	17	BST
EARLINGTON DRIVE	NEWPORT HWY	DEAD ENDS	0.12	50	9	28	ASP
EARNEST ROAD	CHUCKEY PIKE	DEAD ENDS	1.90	50	1	16	BST
EAST ALLENS BRIDGE RD	OLD ASHEVILLE HWY	ASHEVILLE HWY	2.67	50	9	19	ASP
EAST BONNIE JOHNSON LANE	PISGAH ROAD	DEAD ENDS	0.29	50	24	15	ASP
EAST FORK ROAD	WHISPERING ROAD	JONES BRIDGE ROAD	2.47		24	16	BST
EAST RIDGES COURT	EAST RIDGES DRIVE	DEAD ENDS	0.11	50	14	28	ASP

Road	Beginning/Ending		Length (Mi)	ROW	Civil Dist	Roadbed	Surf Type
EAST RIDGES DRIVE	11-E BYPASS	RHEATOWN CEMETARY LANE	0.51	50	14	28	ASP
EAST ROLLINS STREET	JONES BRIDGE ROAD	DEAD ENDS	0.19	40	24	16	ASP
EAST SEVEN SPRINGS LANE	FOREST ROAD	DEAD ENDS	0.47		19	15	ASP
EAST STAGECOACH ROAD	CULBERTSON ROAD	POPLAR SPRINGS ROAD	1.68		5	16	ASP
EAST WELLS HILL LANE	MT CARMEL ROAD	DEAD ENDS	1.41		7	15	ASP
EASTERLY DRIVE	WEST ALLENS BRIDGE ROAD	DEAD ENDS	0.64		2	14	ASP
EASTERLY ROAD	MURRAY BRIDGE ROAD	SOUTH MOHAWK ROAD	1.80	50	4	16	ASP
EBENEZER LOOP	EBENEZER ROAD	EBENEZER LOOP	0.63	50	1	24	ASP
EBENEZER ROAD	CHUCKEY PIKE	EARNEST ROAD	0.73		1	16	ASP
ECHO DRIVE	SPEEDWAY DRIVE	LAKEVIEW STREET	0.32		8	16	ASP
ED CRUM WAY	SURTOUT LANE	DEAD ENDS	0.20		13	15	ASP
ED SHIPLEY LANE	NORTH MOHAWK ROAD	DEAD ENDS	0.18		6	14	BST
EDENS ROAD	RIPLEY ISLAND ROAD	ERWIN HWY-AT TUSCULUMS CITY LIMITS	0.04	50	13	18	ASP
EDNA SOLOMON LANE	LITTLE CHUCKEY ROAD	DEAD ENDS	0.30		19	14	BST
ELDRIDGE LANE	EAST FORK ROAD	DEAD ENDS	0.20		24	15	BST
ELKWOOD LANE	FLATWOODS ROAD	DEAD ENDS	0.10		11	16	ASP
ELMER HAYES ROAD	WELCOME GROVE RD	CARPENTER CHAPEL RD	2.00		23	16	ASP
ELMWOOD ROAD	LITTLE CHUCKEY RD	SINKING SPRINGS ROAD	0.72		19	15	ASP
ELVIS LOOP	POTTER CREEK LANE	POTTER CREEK LANE	0.33	50	6	15	BST
ENCHANTED LANE	JEAROLDSTOWN CHURCH RD	DEAD ENDS	0.15		17	14	GRV
ENGLISH WAY	WEST PINES ROAD	DEAD ENDS	0.27		17	14	BST
ESTATE DRIVE	DEBUSK ROAD	DEAD ENDS	0.18	50	9		ASP
ESTEPP LANE	CLEAR SPRINGS ROAD	DEAD ENDS	0.10		15	14	GRV
ETERNAL LANE	KELLEY GAP ROAD	DEAD ENDS	0.10		2	14	BST
EVANS LANE	CLEAR CREEK ROAD	DEAD ENDS	0.45		17	15	ASP
FAIRFIELD DRIVE	BUCKINGHAM ROAD	HOLLY CREEK ROAD	0.53		13	24	ASP

Road	Beginning/Ending		Length (MI)	ROW	Civil Dist	Roadbed	Surf Type
FAIRMEADOW LANE	NOLICHUCKEY ROAD	DEAD ENDS	0.38	50	3	14	BST
FAIRVIEW RIDGES COURT	FAIRVIEW RIDGES DRIVE	DEAD ENDS	0.06	50	20		ASP
FAIRVIEW RIDGES DRIVE	GIBSON LOOP	DEAD ENDS	0.25	50	20		ASP
FAIRVIEW ROAD	SNAPPS FERRY ROAD	SCOTT FARM ROAD	2.41	50	20	16	ASP
FAIRWAY DRIVE	EAST ALLENS BRIDGE ROAD	EAST ALLENS BRIDGE ROAD	0.21		9	28	ASP
FALCON CIRCLE	RIPLEY ISLAND ROAD	RIPLEY ISLAND ROAD	0.50	50	14	16	ASP
FALCONS NEST	FALCON CIRCLE	FALCON CIRCLE	0.35	50	14	16	ASP
FALLEN BRIDGE LANE	NEWPORT HWY	DEAD ENDS	0.58		25	18	ASP
FANNING ROAD	107 CUTOFF	JONES BRIDGE ROAD	0.77	50	13	15	BST
FARNSWORTH LANE	OLD ASHEVILLE HWY	DEAD ENDS	0.17		9	13	BST
FAULKNER ROAD	11-E BYPASS	CHUCKEY HWY	0.33	50	14	15	BST
FAWN CIRCLE	DEERCHASE LANE	DEAD END	0.06	50	14		ASP
FELLERS COVE	MT CARMEL ROAD	FELLERS COVE	0.69		23	16	ASP
FILLERS MILL ROAD	ASHEVILLE HWY	SOUTH ALLENS BRIDGE RD	2.91	50	18	17	ASP
FINCHER LANE	SHACKLEFORD ROAD	DEAD ENDS	0.30	50	25	15	ASP
FIRETOWER ROAD	NELSE ROBERTS ROAD	DEAD ENDS	0.24	50	17	15	ASP
FISHHOOK ROAD	OLD KENTUCKY ROAD WEST	OLD MIDWAY ROAD	0.98		25	16	ASP
FISHPOND ROAD	PLEASANT HILL ROAD	DEAD ENDS	3.25		1	16	ASP
FLAG BRANCH ROAD	ASHEVILLE HWY	OLD ASHEVILLE HWY	1.76	50 & 60	2	16	ASP
FLAMINGO ROAD	BAILEYTON ROAD	BAILEYTON ROAD	0.41	50	21	14	BST
FLATWOODS ROAD	OTTWAY ROAD	DOOLITTLE ROAD	2.64	50	11	17	ASP
FLEA RIDGE ROAD	MCDONALD ROAD	FISH HATCHERY RD	2.81	50	4	16	ASP
FLOWER VALLEY RD	MILLER CHAPEL ROAD	DYKES HAWKINS ROAD	0.31		16	14	BST
FODDERSTACK MTN LOOP	HORTON HWY	HORTON HWY	3.20	50	16,17	16	ASP
FODDERSTACK RIDGE RD	HORTON HWY	FODDERSTACK MTN LOOP	0.81		17	16	ASP
FOGGY BOTTOM LANE	BARKLEY ROAD	DEAD ENDS	0.18		17	16	ASP

Road	Beginning/Ending		Length (MI)	ROW	Civil Dist	Roadbed	Surf Type
FOREST ROAD	11-E BYPASS -AT MOSHEIM CITY LIMITS	MIDWAY CIRCLE	1.06		19	17	ASP
FORKED DEER ROAD	SENTELLE ROAD	MCCOY ROAD	0.73		22	15	BST
FORREST VIEW LANE	SAVILLE LOOP	DEAD ENDS	0.23	50	21		ASP
FOX GLEN ROAD	ERWIN HWY	FOX ROAD	0.25		1	15	ASP
FOX MAYS ROAD	WHITEHOUSE ROAD	BAILEYTON ROAD	1.00	50	12	16	ASP
FOX ROAD	ERWIN HWY	PLEASANT HILL ROAD	1.51	50	1	16	ASP
FOX TRAIL	11-E BYPASS	SWECKER ROAD- AT MOSHEIM CITY LIMITS	0.09		8	15	CMX
FOXFORD ROAD	107 CUTOFF	107 CUTOFF	1.72	50	2,22	16	BST
FOXGATE TRAIL	TOBY ROAD	DEAD ENDS	0.48		4	14	BST
FRANK ROBERTS ROAD	HORSE CREEK PARK ROAD	MIDDLE CREEK ROAD	1.83	50	1	16	BST
FRANK THACKER LANE	HORTON HWY	DEAD ENDS	0.45		17	15	BST
FRED COX LANE	WISECARVER ROAD	DEAD ENDS	0.29	50	23	15	BST
FREEDOM ROAD	OLD SNAPPS FERRY ROAD	OLD DUCKTOWN ROAD	1.65	50	15	15	BST
FRIENDSHIP RD NORTH	ROCK QUARRY ROAD	FRIENDSHIP ROAD SOUTH	0.80		20	15	BST
FRIENDSHIP RD SOUTH	GASS MEMORIAL ROAD	FRIENDSHIP ROAD NORTH	0.72		12	15	BST
GABY CIRCLE	ASHEVILLE HIGHWAY	ASHEVILLE HIGHWAY	0.20		9	15	ASP
GABY LANE	OTTWAY ROAD	DEAD ENDS	0.30		11	14	BST
GALLIHAR LANE	NEWPORT HIGHWAY	DEAD ENDS	0.21	40	8	16	ASP
GAP CREEK ROAD	11-E BYPASS -AT MOSHEIM CITY LIMITS	LONESOME PINE TRAIL	7.60	60	6,7	19	ASP
GAP MOUNTAIN ROAD	HORTON HWY	HORTON HWY	5.90		11	17	ASP
GARDEN OAKS LANE	ROBERT KILDAY ROAD	DEAD ENDS	0.41		17	20	ASP
GARDNER LANE	MOUNTAIN LOOP	DEAD ENDS	0.24	50	16	15	ASP
GARRETT HILL ROAD	CEDAR CREEK ROAD	HOUSTON VALLEY ROAD	2.56	50	18	17	ASP
GASS MEMORIAL ROAD	WHITEHOUSE ROAD	KINGSPORT HWY	1.08	50	12	16	BST
GATEWOOD ROAD	SOUTH WESLEY CHAPEL ROAD	FLAMINGO ROAD	0.85	50	21	15	BST

Road	Beginning/Ending		Length (MI)	ROW	Civil Dist	Roadbed	Surf Type
GEFELLERS DRIVE	ASHEVILLE HWY	DEAD ENDS	0.12		9	16	ASP
GENTRY WAY	JENNINGS CREEK LANE	DEAD ENDS	0.17		22	14	BST
GEORGE BAILEY LANE	GAP MOUNTAIN ROAD	DEAD ENDS	0.14		11	15	BST
GEORGE MALONE ROAD	ROARING FORK ROAD	LONESOME PINE TRAIL	2.02	50	12	17	ASP
GERALD MILLER LANE	BAYS MOUNTAIN ROAD	DEAD ENDS	0.35		4	14	BST
G'FELLERS ROAD	OLD JONESBORO ROAD	EARNEST ROAD	0.14	50	1	16	ASP
GIBSON LOOP	SNAPPS FERRY ROAD	SNAPPS FERRY ROAD	0.61		20	16	ASP
GIBSON ROAD	NEWPORT HWY	OLD KENTUCKY ROAD SOUTH	1.60	50	9	16	BST
GILBREATH MILL ROAD	IRON BRIDGE ROAD	MCCAMEY ROAD	1.12	50	23	16	BST
GILBREATH ROAD	MARVIN ROAD	MT CARMEL ROAD	3.28		23	18	ASP
GLADES ROAD	MCDONALD LOOP	SMELCER ROAD	1.55	50	4	16	BST
GLEN MCAMIS LANE	SULPHUR SPRINGS LOOP	DEAD ENDS	0.11		21	13	BST
GLENN RENNER LANE	PIGEON CREEK ROAD	DEAD ENDS	0.27		25	14	BST
GLENWOOD DRIVE	WARRENSBURG RD	SHACKLEFORD ROAD	2.21	50	25	18	ASP
GODDARD DRIVE	BUCKINGHAM ROAD	DEAD ENDS	0.36		13	20	ASP
GOLD DUST ROAD	FILLERS MILL ROAD	ASHWAY TERRACE	0.06		9	18	ASP
GOLF COURSE CIRCLE	ASHEVILLE HWY	ASHEVILLE HWY	0.32	50	9	16	ASP
GOLF TRACE DRIVE	EAST ALLENS BRIDGE ROAD	DEAD ENDS	0.36	50	9		ASP
GOODMAN LOOP	MT CARMEL ROAD	MT CARMEL ROAD	2.18	50	7	16	ASP
GOPHER ROAD	LITTLE MEADOWCREEK ROAD	DEAD ENDS	0.51	50	3	17	ASP
GOSNELL ROAD	KELLEY GAP ROAD	SUSONG ROAD	0.44		20	16	BST
GRACELAND LANE	11-E BYPASS	DEAD ENDS	0.28	50	14	15	BST
GRAHAM LANE	SUSONG ROAD	DEAD ENDS	0.68	50	2	15	BST
GRANT ROAD	CHUCKEY PIKE	11-E BYPASS	0.27		14	18	ASP
GRASSHOPPER LANE	SOUTH WESLEY CHAPEL ROAD	DEAD ENDS	0.18		21	15	BST
GRASSY CREEK ROAD	BLUE SPRINGS PKWY-AT MOSHEIM CITY LIMITS	LONESOME PINE TRAIL	3.28	50	8,23	16	ASP

Road	Beginning/Ending		Length (MI)	ROW	Civil Dist	Roadbed	Surf Type
GRAVEL WOODS ROAD	POTTERTOWN ROAD	MCDONALD ROAD	1.16		19	17	ASP
GRAY ROAD	OLD KENTUCKY ROAD SOUTH	WEST ALLENS BRIDGE ROAD	1.68	50	9	16	ASP
GRAYSBURG HILLS ROAD	KINGSPORT HWY	OLD SNAPPS FERRY ROAD	1.92		16	16	ASP
GREEN LAWN AVE	ASHEVILLE HWY	EAST ALLENS BRIDGE ROAD	0.69	50	9	16	ASP
GREEN ROAD	NORTH MOHAWK ROAD	MCDONALD ROAD	1.18		19	15	ASP
GREENE MOUNTAIN ROAD	CAMP CREEK ROAD	VIKING MOUNTAIN ROAD	0.50		2		BST
GREENE RIDGE LOOP	UNION CHAPEL ROAD	UNION CHAPEL ROAD	1.49		1	17	ASP
GREENFIELD STREET	ASHEVILLE HWY	WESTBROOK DRIVE	0.24		18	20	ASP
GREENSHED CIRCLE	KINGSPORT HWY	KINGSPORT HWY	0.23	50	17	14	BST
GREENWAY LANE	CHUCKEY RURITAN ROAD SOUTH	GREENWAY LANE	0.16	50	14	14	BST
GREENWAY STREET	HILLCREST STREET	DEAD ENDS	0.11		8	16	ASP
GREENWOOD ROAD	ERWIN HWY-AT TUSCULUM CITY LIMITS	BLACKBERRY LANE	1.12		13	15	ASP
GREGG MILL ROAD	ST JAMES ROAD	WEST ALLENS BRIDGE ROAD	1.75	50	3	17	ASP
GREY LANE	PISGAH ROAD	DEAD ENDS	0.38	50	24	15	BST
GREYSTONE MOUNTAIN R	ROUND KNOB ROAD	DEAD ENDS	0.85		22	14	GRV
GREYSTONE ROAD	107 CUTOFF	GREENE RIDGE LOOP	7.82	50	22	18	ASP
GUINN DRIVE	BLUE SPRINGS PARKWAY-AT MOSHEIM CITY LIMITS	DEAD ENDS	0.38		8	24	ASP
GUINN ROAD	POPULAR SPRINGS ROAD	CULBERSON ROAD	1.48		3	16	ASP
GUTHRIE GREENE	WHEELER ROAD	HAWKINS CO LINE	1.65		6	16	BST
GUY MATTHEWS LANE	CONCORD ROAD	DEAD ENDS	0.56		4	15	BST
HACKBERRY STREET	ASHEVILLE HWY	DEBUSK ROAD	0.15		9	15	ASP
HAL HENARD ROAD	11-E BYPASS-AT GREENEVILLE CITY LIMITS	BURKEY ROAD	2.05		8	18	ASP
HAMMITT ROAD	OASIS ROAD	WHEELER ROAD	0.89		6	16	BST
HANEY HILL ROAD	SUSONG MEMORIAL ROAD	SUSONG MEMORIAL ROAD	0.75	50	9	16	ASP
HANKINS SPRINGS LANE	TAKE OFF LANE	DEAD ENDS	0.20		12	14	BST

Road	Beginning/Ending		Length (Mi)	ROW	Civil Dist	Roadbed	Surf Type
HAPPY VALLEY ROAD	CLEAR SPRINGS ROAD	COCKATEIL ROAD	2.26	60	15	17	ASP
HARMON LANE	MCDONALD ROAD	DEAD ENDS	0.23		6	14	BST
HARMONY CIRCLE	BAILEYTON ROAD	BAILEYTON ROAD	0.42	50	12	17	ASP
HAROLD CEMETARY ROAD	BAILEYTON ROAD	WHITE HOUSE ROAD	1.82	50	12	16	BST
HARPER ROAD	MCDONALD ROAD	WESTWOOD ROAD	1.16	50	4	16	ASP
HARRISON ROAD	107 CUTOFF	SUNNYDALE ROAD	2.27	50	2	15	ASP
HARTMAN BRANCH LANE	HARTMAN CHAPEL ROAD	DEAD ENDS	0.40		25	14	ASP
HARTMAN CHAPEL ROAD	OLD KENTUCKY ROAD WEST	OLD MIDWAY ROAD	0.82		25	16	BST
HARTMAN LANE	WARRENSBURG ROAD	BANDY ROAD	1.31		8	16	ASP
HARTMAN ROAD	DULANY ROAD	MT PLEASANT ROAD-AT MOSHEIM CITY LIMITS	2.01		8	16	ASP
HARTSHAW DRIVE	BLUE SPRINGS PKWY-AT MOSHEIM CITY LIMITS	DEAD ENDS	0.74	40	8	17	ASP
HASTY LANE	GAP CREEK ROAD	DEAD ENDS	0.25		7	14	BST
HAUN SCHOOL LANE	HARPER ROAD	DEAD ENDS	0.48		4	15	BST
HAVEN COVE	GOODMAN LOOP	DEAD ENDS	0.11		7	15	BST
HAWK HOLLOW ROAD	POPULAR SPRINGS ROAD	COCKE COUNTY LINE	0.73	50	5	16	BST
HAWKINS LANE	VAN HILL ROAD	DEAD ENDS	1.09	50	11	15	BST
HAWKINS WAY	SINKING SPRINGS ROAD	DEAD ENDS	0.11		5	14	ASP
HAWS LANE	OLD BAXTER ROAD	DEAD ENDS	0.66		17	15	BST
HAYRIDE LANE	ELMER HAYES ROAD	DEAD ENDS	0.08		23	15	BST
HAZEL SHELTON LANE	DYER ROAD	DEAD ENDS	0.20	50	18	16	ASP
HEADRICK LANE	WALKERTOWN ROAD	DEAD ENDS	0.46		20	14	BST
HEATHER WAY	HOUSTON VALLEY ROAD	DEAD ENDS	0.17		18	15	ASP
HEMLOCK LANE	MEADOW LANE	DEAD ENDS	0.11		13	24	ASP
HEMLOCK TRAIL	HORTON HWY	GAP MOUNTAIN ROAD	0.98	50	11	15	ASP
HENARD ROAD	GRASSY CREEK ROAD	BROWN SPRINGS ROAD	1.37	50	23	16	BST

Road	Beginning/Ending		Length (MI)	ROW	Civil Dist	Roadbed	Surf Type
HENRY HOLLOW LANE	LONESOME PINE TRAIL	DEAD ENDS	1.36		7	15	BST
HENRY LANE	MT CARMEL ROAD	DEAD ENDS	0.30	50	7	14	BST
HENSLEY LANE	HERITAGE ROAD NORTH	DEAD ENDS	0.50	50	15	15	BST
HERITAGE ROAD NORTH	11-E BYPASS	11-E BYPASS	2.46		15	16	ASP
HERITAGE ROAD SOUTH	11-E BYPASS	WASHINGTON COUNTY LINE	0.55		15	16	ASP
HERMAN CIRCLE	107 CUTOFF	MIDDLE CREEK ROAD	0.26		1	15	BST
HICE LANE	HERITAGE ROAD NORTH	DEAD ENDS	0.17		14	13	ASP
HICKORY HOLLOW ROAD	ERWIN HWY	ERWIN HWY	0.22		1	15	BST
HIDDEN MEADOW LANE	STONE DAM ROAD	DEAD ENDS	0.42	50	14	16	CMX
HIDDEN VALLEY LANE	BAILEYTON ROAD	DEAD ENDS	0.08		12	15	CMX
HIGHLAND STREET	CHUCKEY HWY	BURGER DRIVE	0.47		14	14	ASP
HIGHTOP ROAD	MIDWAY ROAD	MCMILLAN ROAD	0.95	50	19	17	ASP
HILLBROOK LANE	FRANK ROBERTS ROAD	DEAD ENDS	0.53	50	1	15	BST
HILLCREST STREET	BLUE SPRINGS PKWY-AT MOSHEIM CITY LIMIT	HARTSHAW DRIVE	0.43		8	16	ASP
HILLCUT ROAD	POPULAR SPRINGS ROAD	COCKE COUNTY LINE	2.13	50	3	17	ASP
HILLDALE ROAD	SINKING SPRINGS ROAD	SINKING SPRINGS ROAD	1.56	50	19	15	ASP
HILLSIDE COURT	FAIRFIELD DRIVE	DEAD ENDS	0.04		13	24	ASP
HILLTOP LANE	MCDONALD ROAD	DEAD ENDS	0.21		19	14	BST
HILLTOP ROAD	LOVELACE MOUNTAIN VIEW LOOP	LOVELACE MOUNTAIN VIEW LOOP	0.15		17	16	ASP
HINKLE LANE	LITTLE CHUCKEY ROAD	DEAD ENDS	0.18		19	14	BST
HIXON AVENUE	ASHEVILLE HWY	ROMANS DRIVE	1.20	50	9	16	ASP
HIXON CIRCLE	HACKBERRY STREET	HACKBERRY STREET	0.21		9	15	ASP
HOGAN LANE	CARPENTERS CHAPEL ROAD	DEAD END	0.20		23	15	GRV
HOLDER ROAD	FAIRVIEW ROAD	SNAPPS FERRY ROAD	0.97		14	16	ASP
HOLIDAY LANE	LOVERS LANE	DEAD ENDS	0.14		8	15	ASP

Road	Beginning/Ending		Length (Mi)	ROW	Civil Dist	Roadbed	Surf Type
HOLLAND ROAD	LOST MOUNTAIN PIKE	DYKES HAWKINS ROAD	1.05	50	16	15	BST
HOLLOW ROCK LANE	ROCKY HILL DRIVE	DEAD ENDS	0.04	40	8	16	ASP
HOLLY CREEK ROAD	CHURCH STREET-AT GREENEVILLE CITY LIMITS	DEAD ENDS	3.10	50	24	16	BST
HOMEPLACE LANE	107 CUTOFF	DEAD END	0.50	50	22		BST
HONEYDEW LANE	NEWPORT HWY	DEAD ENDS	0.18		9	15	BST
HOOVER ROAD	OTTWAY ROAD	UNION ROAD	1.76	50	21	16	ASP
HOPSON ROAD	OLD MILBURNTON ROAD	FREEDOM ROAD	0.89		15	15	BST
HORACE BITNER ROAD	BROYLES ROAD	DUNHAM ROAD	0.93	50	1	15	BST
HORSE CREEK PARK RD	ERWIN HWY	DEAD ENDS	2.64	50	1	18	ASP
HORTON HWY	LONESOME PINE TRAIL	WASHINGTON COUNTY LINE	19.97	50&60	11,17	19	ASP
HOUSE ROAD	SUNNYSIDE ROAD	EAST FORK ROAD	1.31	50	24	16	BST
HUFF LANE	BIBLES CHAPEL ROAD	DEAD ENDS	0.35		19	15	BST
HUGH STORY ROAD	REMINE ROAD	WASHINGTON COUNTY LINE	0.20		15	15	ASP
HUMBERT LANE	GILBREATH ROAD	DEAD ENDS	0.33	50	7	15	BST
HUMBOLT LANE	JEAROLDSTOWN ROAD	DEAD ENDS	0.47		17	17	ASP
HUMMINGBIRD LANE	ROLLING HILLS ROAD	DEAD ENDS	0.16		8	15	BST
HUMPHREYS ROAD	CARTWHEEL ROAD	CEDAR CREEK ROAD	0.35	50	18	20	ASP
HURLEY LANE	BLUE SPRINGS ROAD	DEAD END	0.44	50	4	15	ASP
HUSKY LANE	OLD BAILEYTON ROAD	GLEN MCAMIS ROAD	0.19		21	14	BST
HUTTON ROAD	OREBANK ROAD	WEST HOGAN LANE	0.26		5	14	BST
IDELL ROAD	11-E BYPASS -AT MOSHEIM CITY LIMITS	NORTH MOHAWK ROAD	1.42		6	16	BST
INDIAN GROVE LANE	WEST PINES ROAD	DEAD ENDS	0.64	50	17	15	BST
IRON BRIDGE ROAD	GILBREATH ROAD	BLUE SPRINGS PKWY	2.09	50	23	17	ASP
ISLEY LANE	WHITEHOUSE ROAD	DEAD ENDS	0.20		12	15	ASP
IVY LANE	CRYSTAL LANE	DEAD ENDS	0.25		12	14	BST

Road			Beginning/Ending	Length (Mi)	ROW	Civil Dist	Roadbed	Surf Type
J MELL JOHNSON ROAD	SHILOH ROAD	BUCKINGHAM ROAD	0.35	50	13	15	BST	
J R KENNEY LANE	PIKE ROAD	DEAD ENDS	0.38		11	15	BST	
J.TOWN LANE	JEAROLDSTOWN ROAD	DEAD ENDS	0.20		17	15	BST	
JACK LANE	GREYSTONE ROAD	DEAD ENDS	0.37		22	14	BST	
JACK NORTON ROAD	MORGAN LOOP	COLYER ROAD	0.62		22	14	BST	
JACKSON CEMETARY LN	HORTON HWY	DEAD ENDS	0.39		17	14	BST	
JACKSON HOLLOW ROAD	WARRENSBURG ROAD	PATES HILL ROAD	1.76	50	5	15	ASP	
JACKSON LANE EAST	PYBURN LANE	DEAD ENDS	0.32	50	17	15	ASP	
JACKSON LANE WEST	HORTON HWY	DEAD ENDS	0.59	50	17	16	ASP	
JADE LANE	BILLY BIBLE ROAD	DEAD ENDS	0.10	50	11	15	BST	
JARRELL ROAD	MCDONALD ROAD	CONCORD ROAD	0.99		4	14	BST	
JAY FANNING ROAD	SEATON ROAD	BILL JONES ROAD	1.06	50	22	15	BST	
JAYBIRD LANE	KISER LOOP	DEAD END	0.34		9	14	BST	
JAYNES LANE	CHUCKEY HWY	DEAD ENDS	0.15		14	14	BST	
JEAROLDSTOWN CHURCH LN	WOOLSEY ROAD	DEAD ENDS	0.19		17	14	ASP	
JEAROLDSTOWN ROAD	WEST PINES ROAD	WASHINGTON COUNTY LINE	6.34	50	17	18	ASP	
JEFFERS LANE	HAPPY VALLEY ROAD	DEAD ENDS	0.33		15	15	BST	
JEFFRIES LANE	MARVIN ROAD	DEAD ENDS	0.84	50	7	15	BST	
JENKINS LANE	MOUNTAIN VALLEY ROAD	DEAD ENDS	0.10		6	13	BST	
JENNINGS CREEK LANE	GREYSTONE ROAD	DEAD ENDS	1.10	50	22	15	ASP	
JENNINGS LANE	GREYSTONE ROAD	DEAD ENDS	0.45	50	22	15	ASP	
JEWELL SAYLER LANE	SAYLER ROAD NORTH	DEAD ENDS	0.12		11	14	BST	
JIM FOX ROAD	MT HEBRON ROAD	JONES BRIDGE ROAD	1.18	50	13	16	ASP	
JIM KIRK ROAD	NORTH MOHAWK ROAD	MCDONALD ROAD	1.99	50	6	17	ASP	
JIM POE LANE	GAP CREEK ROAD	DEAD ENDS	0.21		7	15	BST	
JIM SHORT LANE	WILLIAMSON ROAD	DEAD ENDS	0.10		1	13	BST	

Road	Beginning/Ending		Length (Mi)	ROW	Civil Dist	Roadbed	Surf Type
JIMMY JOHNSTON ROAD	WEST ALLENS BRIDGE ROAD	ASHEVILLE HWY	0.71	50	9	15	ASP
JOCKEY ROAD	OLD STAGE ROAD	CLEAR SPRINGS ROAD	3.56		15	17	ASP
JOE BALL ROAD	RHEATOWN ROAD	TEAGUE ROAD	0.92	50	20	15	BST
JOE HURLEY LANE	PHILLIPPI ROAD	DEAD ENDS	0.25	50	6	15	BST
JOE JOHNSON ROAD	CHUCKEY HWY	CHARLES JOHNSON ROAD	0.75	50	14	16	ASP
JOE JOHNSTON LANE	NEWPORT HWY	DEAD ENDS	0.26		9	15	BST
JOHN BIRD ROAD	SENTELLE ROAD	BILL JONES ROAD	1.30		22	15	BST
JOHN DEERE ROAD	AMITY ROAD	DEAD ENDS	0.18		8	14	BST
JOHN GRAHAM ROAD	OTTWAY ROAD	LONESOME PINE TRAIL	4.36		12,21	18	ASP
JOHNSON HOLLOW LANE	HORTON HWY	DEAD ENDS	0.50		11	15	BST
JOHNSON ROAD	WEST ALLENS BRIDGE ROAD	STILLS ROAD	0.96	50	9	16	BST
JOHNSON WAY	CAMPBELL CIRCLE	DEAD ENDS	0.07		14	14	BST
JONES CHAPEL LANE	GAP MOUNTAIN ROAD	HEMLOCK TRAIL	0.70		11	14	ASP
JONES LANE	ANDERSON LOOP	DEAD ENDS	0.28	50	7	16	ASP
JONES QUARRY ROAD	BAILEYTON ROAD	WHITEHOUSE ROAD	1.44	50	12	16	ASP
JOSEPH DRIVE	MT HEBRON ROAD	DEAD ENDS	0.16		24	28	ASP
JOSIE ROAD	MT HOPE ROAD	LEE ROAD	0.51	50	6	15	BST
JR GRAY ROAD	SEATON ROAD	MCCOY ROAD	0.38		22	16	ASP
JR GUNTER ROAD	CAMP CREEK ROAD	DEAD ENDS	0.30	50	22	13	BST
JUBILEE ROAD	CRAFT SPRINGS EAST	BAILEYTON ROAD	0.56		21	14	BST
JUD NEAL LOOP	DOTY CHAPEL ROAD	DOTY CHAPEL ROAD	1.48		20	15	BST
JUSTICE ROAD	DOTY'S CHAPEL ROAD	WEST PINES ROAD	2.34	40	16	16	ASP
KATHERINE LANE	JONES BRIDGE ROAD	DEAD ENDS	0.12		24	15	ASP
KATHY AVENUE	KESTERSON STREET	DEAD ENDS	0.25	50 & 40	9	16	ASP
KATIE LANE	ERWIN HIGHWAY	DEAD ENDS	0.61	50	1		ASP
KAY MILLER LANE	BARREN VALLEY ROAD	DEAD ENDS	0.22		1	14	ASP

Road	Beginning/Ending		Length (MI)	ROW	Civil Dist	Roadbed	Surf Type
KELLER ROAD	ERWIN HWY	FRANK ROBERTS ROAD	1.30	50	1	16	ASP
KELLEY GAP ROAD	SUNNYDALE ROAD	ASHEVILLE HWY	4.92	50	2	15	ASP
KELLY HOLLOW LANE	KELLY LANE	DEAD ENDS	0.20		17	14	BST
KELLY LANE	HORTON HWY	DEAD ENDS	0.73		17	14	ASP
KENNEYTOWN ROAD	HORTON HWY	OTTWAY ROAD	3.86		11	18	ASP
KEPLAR LANE	LONESOME PINE TRAIL	DEAD ENDS	0.58	50	12	13	BST
KESTERSON STREET	NEWPORT HWY	KATHY AVENUE	0.14	40	9	16	ASP
KEY LANE	ROARING FORK ROAD	DEAD ENDS	1.32	50	12	14	GRV
KIDWELL LANE	GAP CREEK ROAD	DEAD ENDS	0.36		7	15	BST
KIDWELL SCHOOL ROAD	BAILEYTON ROAD	BAILEYTON ROAD	0.70		12	16	ASP
KILLION LANE	EASTERLY ROAD	DEAD ENDS	0.22		4	14	BST
KILLION ROAD	FISH HATCHERY ROAD	DEAD END	0.20		4		BST
KINLEY LANE	HAPPY VALLEY ROAD	DEAD ENDS	0.28		15	14	BST
KINSER PARK LANE	OLD ASHEVILLE HWY	DEAD ENDS	0.64	50	9	16	ASP
KIRK HILL ROAD	EASTERLY ROAD	MASON LODGE ROAD	0.24		4	15	BST
KIRK LANE	OLD LANE ROAD	DEAD END	0.17	50	5		GRV
KISER BOULEVARD	KINGSPORT HWY	SNAPPS FERRY ROAD-AT GREENEVILLE CITY LIMITS	0.07		13	19	ASP
KISER BOULEVARD ACCESS	BOLTON ROAD	KISER OULEVARD- AT GREENEVILLE CITY LIMITS	0.10		13		ASP
KISER LOOP	NEWPORT HWY	NEWPORT HWY	0.66		25	18	ASP
KITCHEN BRANCH ROAD	KELLEY GAP ROAD	ROBIN HOOD TRAIL	1.83	50 & 40	2	16	BST
KITE LANE	PHILLIPI ROAD	DEAD ENDS	0.35		6	14	BST
KITE ROAD	HORTON HWY	GAP MOUNTAIN ROAD	2.07	50	11	16	BST
KITTY MORELOCK LANE	LOVE HOLLOW ROAD	DEAD ENDS	0.42		1	15	ASP
KIWI LANE	OASIS ROAD	DEAD ENDS	0.30		6	14	BST
KNIGHT HOLLOW LANE	PATES HILL ROAD	DEAD ENDS	0.75		5	14	BST

Road		Beginning/Ending	Length (MI)	ROW	Civil Dist	Roadbed	Surf Type
KNIGHT LANE	LAWRENCE LANE	DEAD ENDS	0.10		25	14	BST
KNOB CREEK ROAD	FISH HATCHERY ROAD	COCKE CO LINE	0.28	50	4	17	ASP
KNOLLWOOD DRIVE	FAIRFIELD DR	DEAD ENDS	0.22		13	20	ASP
KNOTTINGHAM TRAIL	LADY MARION TRAIL	DEAD ENDS	0.50		2	14	BST
LABRADOR ROAD	OLD MIDWAY ROAD	LITTLE CHUCKEY ROAD	1.31		5	16	BST
LACEWOOD LANE	BARKLEY ROAD	DEAD ENDS	0.28		17	15	BST
LADY MARION TRAIL	KITCHEN BRANCH ROAD	DEAD ENDS	0.15	40	18	15	BST
LAKESHORE DRIVE	ASHEVILLE HWY	DEAD ENDS	0.15		9	16	ASP
LAKEVIEW ST	SPEEDWAY DRIVE	TRAILS END LANE	0.29	50	8	16	ASP
LAMONS ROAD	NORTH MOHAWK ROAD	MOUNTAIN VALLEY ROAD	1.21		6	15	BST
LANTERN LANE	WHEELER ROAD	DEAD ENDS	0.17		6	14	BST
LAUDERDALE ROAD	NEWPORT HWY	TIMBER RIDGE ROAD	1.79		25	14	BST
LAUGHLIN ROAD	BUCKINGHAM ROAD	DEAD ENDS	0.53		13	15	ASP
LAUREL ESTATES CIRCLE	ERWIN HWY	ERWIN HWY	0.23	50	1	16	ASP
LAVADA STREET	NADINE AVENUE	CICERO STREET	0.09	50	9	16	ASP
LAWING ROAD	HORSE CREEK PARK ROAD	DUNHAM ROAD	0.95		1	15	BST
LAWRENCE LANE	GLENWOOD DRIVE	DEAD ENDS	0.50	50	25	14	BST
LAWS ROAD	GREYSTONE ROAD	BLAKE ROAD	1.00		22	16	ASP
LAZY BROOK ROAD	OLD SNAPPS FERRY ROAD	SINKING CREEK ROAD	0.42	50	20	15	BST
LEE ACCESS ROAD	MATTHEWS LOOP	LEE ROAD	0.15		6	15	BST
LEE ROAD	MATTHEWS LOOP	MT HOPE ROAD	1.00	50	6	15	BST
LEE SHELTON LANE	107 CUTOFF	DEAD ENDS	0.49		22	15	ASP
LEISURE LANE	BOLES LANE	DEAD ENDS	0.08		15	14	BST
LIBERTY HILL SOUTH	JOCKEY ROAD	OLD SNAPPS FERRY ROAD	2.51	50	15	17	ASP
LICK HOLLOW ROAD	NEWPORT HWY	DEBUSK ROAD	1.99	50	9	16	ASP
LIGHT LANE	HORTON HWY	DEAD ENDS	0.41		17	14	ASP

Road	Beginning/Ending		Length (MI)	ROW	Civil Dist	Roadbed	Surf Type
LILAC LANE	VALLEYDALE ROAD	DEAD ENDS	0.47		19	14	BST
LIMESTONE TRAIL	KATIE LANE	DEAD ENDS	0.05	50	1		ASP
LINK HILLS CIRCLE	EAST ALLENS BRIDGE ROAD	DEAD END	0.10		9	28	ASP
LINKS MILL CIRCLE	LINKS MILL ROAD	DEAD ENDS	0.21		9	15	ASP
LINKS MILL ROAD	E. ALLENS BRIDGE ROAD	OLD ASHEVILLE HWY	0.94	50	9	15	ASP
LINKS VIEW DRIVE	RIVER POINTE DRIVE	DEAD END	0.36	50,40	9		ASP
LITTLE BROOK LANE	FILLERS MILL ROAD	DEAD ENDS	0.22		18	15	BST
LITTLE CHUCKEY CUTOF	LITTLE CHUCKEY ROAD	WARRENSBURG ROAD	0.32		5	17	ASP
LITTLE CHUCKEY ROAD	MCDONALD ROAD	WARRENSBURG ROAD	5.16	50	19	18	ASP
LITTLE INDIAN CRK RD	107 CUTOFF	OLD ASHEVILLE HWY	1.18	50	2	15	BST
LITTLE JOHN TRAIL	KITCHEN BRANCH ROAD	ROBIN HOOD TRAIL	0.27	40	18	14	BST
LITTLE MEADOW CRK RD	CEDAR CREEK ROAD	COCKE COUNTY LINE	2.95		3	16	BST
LITTLE WARRENSBURG RD	SOUTH MOHAWK ROAD	SINKING SPRINGS ROAD	4.43	50	4,19	15	BST
LIVINGSTON LANE	MCDONALD ROAD	DEAD ENDS	0.56		19	13	BST
LOBO LOOP	BAILEYTON ROAD	BAILEYTON ROAD	0.20		12	16	ASP
LOCH LOMOND LANE	CHIMNEY TOP LANE	DEAD END	0.03	50	16		ASP
LOFTUS LANE	OLD BAILEYTON ROAD	DEAD ENDS	0.20		21	14	ASP
LOG CABIN ROAD	VIKING MOUNTAIN ROAD	DEAD ENDS	0.55	50	2	15	BST
LOGWOOD LANE	SOUTH WESLEY CHAPEL ROAD	DEAD ENDS	0.47	50	21	15	ASP
LONESOME ROAD	LITTLE WARRENSBURG RD	SINKING SPRINGS ROAD	1.12		19	16	BST
LONG CREEK ROAD	CEDAR CREEK ROAD	COCKE COUNTY LINE	1.71	50	3	16	ASP
LORDS LANE	OLD ASHEVILLE HWY	DEAD ENDS	0.06		24	15	ASP
LORI CIRCLE	LAUREL ESTATES CIRCLE	LORI CIRCLE	0.83	50	1	20	ASP
LORRAINE STREET	NADINE STREET	CUTSHALL AVENUE	0.09	50	9	15	ASP
LOST MOUNTAIN PIKE	DOTY CHAPEL ROAD	HORTON HWY	3.00	50	16	17	ASP
LOVE HOLLOW ROAD	ERWIN HWY	OLD JONESBORO ROAD	1.07	50	1	16	ASP

Road	Beginning/Ending		Length (MI)	ROW	Civil Dist	Roadbed	Surf Type
LOVE STREET	BUCKINGHAM ROAD	DEAD ENDS	0.33		13	20	ASP
LOVELACE MTN VIEW LP	LOVELACE ROAD	LOVELACE ROAD	0.44	50	17	16	ASP
LOVELACE ROAD	RYAN ROAD	WASHINGTON COUNTY LINE	1.56	50	17	16	ASP
LOVERS LANE	LONESOME PINE TRAIL	BLUE SPRINGS PKWY	0.81		8	17	ASP
LOVES LANE	BRIGHT HOPE ROAD	LAUDERDALE ROAD	0.50	50	25	14	BST
LOWER PAINT CREEK RD	ROLLINS CHAPEL ROAD	FORESTRY DEPT.	0.80	50	18	16	ASP
		NORTH CAROLINA LINE	0.53				ASP
MAE MCKEE ROAD	SAND BAR ROAD	WASHINGTON CO. LINE	0.20		15	16	ASP
MAJESTIC CIRCLE	ASHEVILLE HWY	ASHEVILLE HWY	0.23		9	15	ASP
MALLARD LANE	OLD DUCKTOWN ROAD	DEAD ENDS	0.17		1	15	BST
MALONE ROAD	OLD SNAPPS FERRY ROAD	WASHINGTON COUNTY LINE	1.15		17	16	BST
MALONEY WAY	WARRENSBURG ROAD	DEAD ENDS	0.17		4	15	BST
MAPLE ROAD	GLENWOOD DRIVE	DULANEY ROAD	0.64		25	16	ASP
MARBLE ROAD	OLD NEWPORT HWY	WEST ALLENS BRIDGE RD	0.13		3	15	BST
MARTIN ROAD	COCKATEIL ROAD	CLEAR SPRINGS ROAD	2.15	50	15	16	ASP
MARVIN ROAD	LONESOME PINE TRAIL	GAP CREEK ROAD	5.76	50	6	18	ASP
MARY LAMONS ROAD	KINGSPORT HWY	SNAPPS FERRY ROAD	1.80	50	20	15	BST
MASON LODGE ROAD	FISH HATCHERY ROAD	FISH HATCHERY ROAD	2.19	50	4	15	BST
MASSENGIL RD NORTH	OLD KENTUCKY ROAD WEST	NEWPORT HWY	0.73	50	25	15	BST
MASSENGIL WAY	SAND BAR ROAD	DEAD ENDS	0.55		1	14	BST
MATTHEWS LANE	BEWLEY'S CHAPEL ROAD	DEAD ENDS	0.90		5	16	BST
MATTHEWS LOOP	WESTWOOD ROAD	WESTWOOD ROAD	2.12	50	4.6	15	BST
MAUPIN ROAD	SNAPPS FERRY ROAD	RHEATOWN ROAD	1.25		15	16	ASP
MAY APPLE LANE	APPLESTONE DRIVE	DEAD ENDS	0.24	50	21	22	ASP
MAYNARD JOHNSON LANE	ERWIN HWY	DEAD ENDS	0.26		1	15	BST
MAYS STREET	JONES BRIDGE ROAD	RONNIE STREET	0.15	40	24	15	ASP

Road	Beginning/Ending		Length (MI)	ROW	Civil Dist	Roadbed	Surf Type
MCAMIS ROAD	HORTON HWY	BARKLEY ROAD	0.64		17	16	ASP
MCCAMEY ROAD	GILBREATH ROAD	CARPENTERS CHAPEL ROAD	0.66		23	16	BST
MCCORKEL LANE	FISH HATCHERY ROAD	DEAD ENDS	0.79		4	15	GRV
MCCOY ROAD	GREYSTONE ROAD	SEATON ROAD	2.46		22	16	ASP
MCCULLOUGH LANE	GAP CREEK ROAD	DEAD ENDS	0.16	50	7	14	BST
MCDONALD LOOP	MCDONALD ROAD	MCDONALD ROAD	0.26		4	18	ASP
MC GEE LANE	GRAYSBURG HILLS ROAD	DEAD ENDS	0.73	50	16	15	BST
MCKEE WAY	BERNARD ROAD	DEAD ENDS	1.00		11	20	ASP
MCMILLAN ROAD	LITTLE CHUCKEY ROAD	SHACKLEFORD ROAD	1.51	50	19	16	ASP
MCNEESE LANE	LONESOME PINE TRAIL	DEAD ENDS	0.16		1	16	ASP
MEADOW LANDING LANE	MT PLEASANT ROAD - AT MOSHEIM CITY LIMITS	DEAD ENDS	0.19		8	28	ASP
MEADOW LANE	FAIRFIELD DRIVE	HEMLOCK LANE	0.06	50	13	24	ASP
MEADOWBROOK ROAD	11-E BYPASS	MEADOW BROOK ROAD	1.16		14	17	ASP
MEFFORD ROAD	MCDONALD ROAD	HURLEY LANE	0.22	50	4	15	ASP
MELODY CIRCLE	MELODY ROAD	BAILEYTON ROAD	0.29		21	22	ASP
MELODY ROAD	BAILEYTON ROAD	OLD BAILEYTON ROAD	0.69	50	21	18	ASP
MEMORY LANE	ST. JAMES ROAD	DEAD ENDS	0.24		3	18	ASP
MIDDLE CREEK ROAD	107 CUTOFF	GREYSTONE ROAD	3.73	50	1	17	ASP
MIDWAY CIRCLE	MIDWAY RAILROAD STREET	MIDWAY RAILROAD STREET	0.51		19	15	BST
MIDWAY RAILROAD ST	MCDONALD ROAD	MCDONALD ROAD	1.10		3	15	ASP
MILBURNTON ROAD	CLEAR SPRINGS ROAD	WASHINGTON COUNTY LINE	3.70	50	15	18	ASP
MILL DRIVE	MEADOW LANE	PINTO ROAD	0.20	50	13	15	ASP
MILLER ROAD	BOLTON ROAD	SCOTT FARM ROAD	0.52		13	16	ASP
MILLER WAY	WARRENSBURG ROAD	DEAD END	0.15		4		BST
MILLERS CHAPEL ROAD	OLD BAILEYTON ROAD	HORTON HWY	2.21	50	11,16	15	ASP
MILLIGAN ROAD	STONE DAM ROAD	AFTON ROAD	1.30		14	15	BST

Road	Beginning/Ending		Length (Mi)	ROW	Civil Dist	Roadbed	Surf Type
MIMOSA LANE	BLUE SPRINGS PKWY	DEAD ENDS	0.17		8	16	ASP
MINGO TRAIL	SIOUX TRAIL	DEAD ENDS	0.13	40	9	28	ASP
MINK CREEK ROAD	BIBLES CHAPEL ROAD	LITTLE WARRENSBURG ROAD	1.57	50	19	15	ASP
MISTY HILL LANE	HOUSTON VALLEY ROAD	DEAD ENDS	0.11		18	16	ASP
MISTY WOODS LANE	BARKLEY ROAD	DEAD ENDS	0.24		16	15	BST
MITCHELL ROAD	CHUCKEY PIKE	BARREN ROAD	0.71		1	16	ASP
MOHAWK CAVE LANE	SOUTH MOHAWK ROAD	DEAD ENDS	0.34		4	13	BST
MOHAWK CREEK ROAD	JIM KIRK ROAD	POTTERTOWN ROAD	1.06	50	16,19	16	ASP
MOHAWK RIDGE ROAD	OASIS ROAD	GAP CREEK ROAD	1.72	50	6	16	BST
MOHAWK TRAIL	SEQUOIA TRAIL	SIOUX TRAIL	0.13	50	9	28	ASP
MOODY ROAD	RYAN ROAD	JEAROLDSTOWN ROAD	0.96		17	16	ASP
MOON CREEK ROAD	ERWIN HWY- TUSCULUM CITY LIMITS	ERWIN HWY-AT TUSCULUM CITY LIMITS	0.81		13	15	ASP
MORELOCK LANE	KINGSPORT HWY	DEAD ENDS	0.49		16	14	BST
MORGAN BRANCH LANE	DUNHAM ROAD	DEAD ENDS	0.27		1	15	BST
MORGAN LOOP	TABOR ROAD	TABOR ROAD	0.64		13	15	BST
MORGAN ROAD	11-E BYPASS -AT GREENEVILLE CITY LIMITS	OLD STAGE ROAD AT GREENEVILLE CITY LIMITS	0.30		13	16	ASP
MORNING GLORY CIRCLE	OLD STAGE ROAD	OLD STAGE ROAD	0.30		14	14	ASP
MORRISON ROAD	OLD SNAPPS FERRY ROAD	ROBERTSON ROAD	2.10	50	20	16	ASP
MORRISON WAY	PRITCHARD ROAD	DEAD ENDS	0.14		15	14	BST
MORTIS HOLLOW LANE	DAVIS VALLEY ROAD	DEAD ENDS	0.55		21	15	BST
MOULTON GREENE ROAD	HORTON HWY	WASHINGTON COUNTY LINE	0.42		17	15	ASP
MOUNTAIN LOOP	HORTON HWY	HORTON HWY	1.84		16	15	ASP
MOUNTAIN POINTE COURT	RIVER VIEW DRIVE	DEAD END	0.07	40	9		ASP
MOUNTAIN RIVER DRIVE	NOELLWOOD DRIVE	DEAD ENDS	0.23	50	9		ASP
MOUNTAIN VALLEY ROAD	MT HOPE ROAD	NORTH MOHAWK ROAD	2.32	50	6	18	ASP

Road	Beginning/Ending		Length (Mi)	ROW	Civil Dist	Roadbed	Surf Type
MOUNTAIN VIEW CIRCLE	CEDAR CREEK ROAD	DEAD ENDS	0.12		13	20	ASP
MOUNTAIN VIEW DRIVE	BIG SPRINGS ROAD	BLUE SPRINGS PKWY-AT MOSHEIM CITY LIMITS	0.54	50	19	14	ASP
MT CARMEL ROAD	BROWN SPRINGS ROAD-AT MOSHEIM CITY LIMITS	LONESOME PINE TRAIL	7.14	50	23	20	ASP
MT HEBRON ROAD	JONES BRIDGE ROAD	BUCKINGHAM ROAD	1.19	50	24	18	ASP
MT HOPE ROAD	MCDONALD ROAD	HAMBLÉN COUNTY LINE	4.13	50	4.6	20	ASP
MT ZION ROAD	SNAPPS FERRY ROAD	SNAPPS FERRY ROAD	1.36	50	14	15	BST
MUDD HOLLOW LANE	ROBERT HARMON ROAD	DEAD ENDS	0.48	50	12	14	BST
MULBERRY ROAD	STOMPER ROAD	BABBS MILL ROAD	0.96	50	21	15	ASP
MULBERRY ROAD ACCESS	BAILEYTON ROAD	MULBERRY ROAD	0.05		21	16	ASP
MURDOCK ROAD	DOUGHTYS CHAPEL ROAD	DEAD ENDS	0.39		12	14	ASP
MURRAY BRIDGE ROAD	SMELCER ROAD	SOUTH MOHAWK ROAD	2.02	50	4	17	ASP
MYERS ACRES LANE	11-E BYPASS -AT MOSHEIM CITY LIMIT	DEAD ENDS	0.65	50	8	16	BST
MYSINGER ROAD	PINEY GROVE ROAD	WHITE SANDS ROAD	1.62	50	2	16	ASP
NADINE AVENUE	CICERO AVENUE	DECATUR STREET	0.44		9	17	ASP
NANNY ROAD	HOUSTON VALLEY ROAD	DEAD ENDS	0.18		18	14	BST
NARROW LANE	COOTER LANE	DEAD ENDS	0.27		7	15	BST
NAVAHO STREET	ASHEVILLE HWY	BRUMLEY DRIVE NORTH	0.07		9	14	ASP
NELSE ROBERTS ROAD	HORTON HWY	HORTON HWY	2.32	50	17	16	ASP
NELSON LANE	PLEASANT VALE ROAD	DEAD ENDS	0.32		15	14	BST
NEWTON SLAGLE LANE	FODDERSTACK MTN LOOP	DEAD ENDS	0.23	50	17	14	BST
NOAH GASS LANE	SOUTH WESLEY CHAPEL ROAD	DEAD ENDS	0.22		21	13	ASP
NOELLWOOD DRIVE	EAST ALLENS BRIDGE ROAD	DEAD ENDS	0.29		9	28	ASP
NOLICHUCKEY OVERLOOK	JONES BRIDGE ROAD	DEAD ENDS	0.14		24	18	ASP
NOLICHUCKEY ROAD	WEST ALLENS BRIDGE ROAD	CEDAR CREEK ROAD	2.10		3	18	ASP
NORMA DRIVE	JOSEPH DRIVE	DEAD ENDS	0.04		24	24	ASP

Road		Beginning/Ending	Length (MI)	ROW	Civil Dist	Roadbed	Surf Type
NORTH BAYS MOUNTAIN ROAD	GAP MOUNTAIN ROAD	DEAD ENDS	0.13		11	15	ASP
NORTH BERWICK LANE	CHIMNEY TOP LANE	DEAD END	0.13	50	16		ASP
NORTH BROYLES STREET	CURTIS STREET	RAYMOND ROAD-AT GREENEVILLE CITY LIMITS	0.09		12	16	ASP
NORTH CHASE LANE	WOOLSEY ROAD	DEAD ENDS	0.40		17	14	BST
NORTH MOHAWK ROAD	11-E BYPASS -AT MOSHEIM CITY LIMITS	MCDONALD ROAD	4.59	50	6	18	ASP
NORTH MT SINAI ROAD	MARVIN ROAD	GILBREATH ROAD	0.69		7	15	BST
NORTH WATER FORK RD	SENTELLE ROAD	MCCOY ROAD	1.00		22	16	ASP
NORTH WELLS HILL LN	MT CARMEL ROAD	DEAD ENDS	0.48		7	15	BST
NORTH WESLEY CHAPEL ROAD	BAILEYTON ROAD	KENNEYTOWN ROAD	3.05	50	11,21	16	ASP
OAK HILLS ROAD	EAST WELLS HILL ROAD	LONESOME PINE TRAIL	1.31		7	16	ASP
OAKDALE DRIVE NORTH	11-E BYPASS	HERITAGE ROAD NORTH	0.62		15	15	BST
OAKDALE DRIVE SOUTH	CHUCKEY HWY	11-E BYPASS	0.54		15	15	BST
OAKMONT LANE	FAIRWAY DRIVE	DEAD ENDS	0.09		9	28	ASP
OAKWOOD ROAD	LITTLE WARRENSBURG RD	MCDONALD ROAD	3.10	50	19	16	BST
OASIS ROAD	11-E BYPASS -AT MOSHEIM CITY LIMITS	GAP CREEK ROAD	2.64	60	6	17	ASP
OBE KIRK LOOP	WESTWOOD ROAD	WESTWOOD ROAD	0.88		4	15	ASP
ODELL CIRCLE	CEDAR CREEK ROAD	DEAD ENDS	0.10		18	18	ASP
OLD ASHEVILLE HWY	107 CUTOFF	SOUTH MAIN STREET-AT GREENEVILLE CITY LIMITS	7.70	50	24	18	ASP
OLD BAILEYTON ROAD	MAIN STREET BAILEYTON	BAILEYTON ROAD	6.11	50	11,21	17	ASP
OLD BAXTER ROAD	KINGSPORT HWY	TUCKER HOLLOW ROAD W	1.44		17	16	ASP
OLD CEMETARY ROAD	BAILEYTON ROAD	HAROLD CEMETARY ROAD	1.28	50	12	16	BST
OLD DUCKTOWN ROAD	OLD SNAPPS FERRY ROAD	OLD MILBURNTON ROAD	3.49	50	15,17	15	ASP
OLD FLATWOODS LANE	FLATWOOD ROAD	DEAD ENDS	0.09		11	14	BST
OLD FORGE ROAD	HORSE CREEK PARK RD	DEAD ENDS	0.32		1	15	BST

Road	Beginning/Ending		Length (MI)	ROW	Civil Dist	Roadbed	Surf Type
OLD FORT LANE	CHUCKEY PIKE	DEAD ENDS	0.80		14	16	BST
OLD HALL ROAD	LIBERTY HILL ROAD SOUTH	RHEATOWN ROAD	2.61	50	20	16	BST
OLD JONESBORO ROAD	CHUCKEY PIKE	ERWIN HWY	2.60	50	1	18	ASP
OLD KENTUCKY RD SOUTH	NEWPORT HWY	WEST ALLENS BRIDGE ROAD	3.52	50	9,25	17	ASP
OLD KENTUCKY RD WEST	SHACKLEFORD ROAD	NEWPORT HWY	3.70		25	17	ASP
OLD KNOXVILLE HWY	11-E BYPASS -AT GREENEVILLE CITY LIMITS	70 BY-PASS TRUCK ROUTE- AT GREENEVILLE CITY LIMITS	2.93	50	8	17	ASP
OLD LANE ROAD	WARRENSBURG ROAD	PATES HILL ROAD	0.98		5	15	ASP
OLD MIDWAY ROAD	LITTLE CHUCKEY ROAD	WARRENSBURG ROAD	3.65	50	19,5	16	ASP
OLD MILBURNTON ROAD	LIBERTY HILL SOUTH	MILBURNTOWN ROAD	3.10	50	15	18	ASP
OLD MINE ROAD	BAILEYTON ROAD - AT GREENEVILLE CITY LIMITS	DEAD ENDS	0.36		12	15	BST
OLD MOUNTAIN ROAD	CAMP CREEK ROAD	SHELTON MISSION ROAD	2.19	50	22	16	CMX
OLD NEWPORT HWY	ST. JAMES ROAD	COCKE COUNTY LINE	3.19		3	18	ASP
OLD RIDGE LANE	BOLTON ROAD	DEAD ENDS	0.35		13	15	ASP
OLD SNAPPS FERRY RD	RHEATOWN ROAD	KINGSPORT HWY	8.41	50	15	17	ASP
OLD STAGE ROAD	SNAPPS FERRY ROAD-AT GREENEVILLE CITY LIMITS	CLEAR SPRINGS ROAD	7.35	50	13,14	17	ASP
OLD WASHBOARD ROAD	11-E BYPASS -AT MOSHEIM CITY LIMITS	BLUE SPRINGS PKWY	0.74		23	15	BST
OLD WILSON HILL RD	KINGSPORT HWY	DEAD END	0.18		13	16	CMX
OLIVET HAVEN LANE	OLIVET MOUNTAIN ROAD	DEAD ENDS	0.30		22	15	BST
OLIVET MOUNTAIN ROAD	LITTLE MEADOW CRK ROAD	BROWNS RIDGE ROAD	3.05	50	3	16	BST
OREBANK ROAD	WARRENSBURG ROAD	BRIGHT HOPE ROAD	0.91	50	5	15	ASP
OREGON TRAIL	WARRENSBURG ROAD	NEWPORT HWY	1.38	50	25	15	BST
ORION ROAD	11-E BYPASS	CHICKADEE ROAD	0.12		13	15	ASP
ORRICK LANE	CRUM CIRCLE	DEAD ENDS	0.56	50	2	16	BST
OSS WILLIAMS ROAD	KINGSPORT HWY	OLD SNAPPS FERRY ROAD	1.81	50	17	16	BST

Road	Beginning/Ending		Length (MI)	ROW	Civil Dist	Roadbed	Surf Type
OSTRICH ROAD	CEDAR CREEK ROAD	LONG CREEK ROAD	0.60	50	3	15	BST
OTTINGER LANE	CHUCKEY PIKE	DEAD ENDS	0.19		1	15	BST
OTTWAY ROAD	HORTON HWY	BAILEYTON ROAD	5.35	50	11,21	18	ASP
OVEN CREEK LANE	HILLCUT ROAD	DEAD ENDS	0.22		5	15	ASP
OVERBROOK LANE	SHIPLEY ROAD	DEAD ENDS	0.21		2	13	BST
OWL TREE LANE	OLD JONESBORO ROAD	DEAD ENDS	0.10		1	15	BST
PAINT MTN ROAD	HOUSTON VALLEY ROAD	FORESTRY BOUNDARY	1.12		18	16	ASP
PAINTER ROAD	WILHOIT ROAD	ERWIN HWY	0.83		1	17	ASP
PANDORA LANE	WHITE SANDS ROAD	DEAD ENDS	0.31		2	14	BST
PANORAMIC VIEW DR E	BANDY ROAD	DEAD ENDS	0.12		8	16	ASP
PANORAMIC VIEW DR W	BANDY ROAD	DEAD ENDS	0.34		8	16	CMX
PAR LANE	GREEN LAWN AVE	SOUTHWIND CIRCLE	0.31		9	28	ASP
PARK LANE	MT HEBRON ROAD	DEAD ENDS	1.16		13,24	15	ASP
PARMAN ROAD	107 CUTOFF	ASHEVILLE HWY	0.55	50	2	17	ASP
PARRISH DRIVE	E. ALLENS BRIDGE ROAD	DEAD ENDS	0.23		9	28	ASP
PARSONAGE LANE	BEWLEYS CHAPEL ROAD	DEAD ENDS	0.11		4	15	BST
PARTON LOOP	DEBUSK ROAD	PARTON LOOP	1.94	50	9	15	ASP
PARTRIDGE LANE	WOOLSEY ROAD	DEAD ENDS	0.20		17	13	BST
PATES HILL ROAD	BEWLEY CHAPEL ROAD	WARRENSBURG ROAD	5.29	50	5	17	ASP
PATES LANE	NEWPORT HWY	WARRENSBURG ROAD	0.74	50	9	18	ASP
PATRICA LANE	JONESBRIDGE ROAD	DEAD END	0.14	50	4		ASP
PATTERSON STREET	11-E BYPASS	AFTON ROAD	0.51		13	15	ASP
PATTON LANE	JOCKEY ROAD	DEAD ENDS	0.59		15	15	BST
PAUL BASKETTE ROAD	OLD MILBURNTON ROAD	OLD MILBURNTON ROAD	1.51		15	15	ASP
PAUL PETTIT ROAD	MT. VALLEY ROAD	MT HOPE ROAD	0.94		6	15	BST
PAUL WEEMS ROAD	REYNOLDS HOLLOW ROAD	DEAD ENDS	0.45		21	16	BST

Road	Beginning/Ending		Length (Mi)	ROW	Civil Dist	Roadbed	Surf Type
PAYNE HOLLOW LANE	VAN HILL ROAD	DEAD ENDS	0.80	50	11	14	BST
PEACEFUL VALLEY LANE	11-E BYPASS -AT MOSHEIM CITY LIMITS	DEAD ENDS	0.47		6	16	ASP
PEACH ORCHARD ROAD	JONES QUARRY ROAD	DEAD ENDS	0.39		12	15	BST
PEACOCK LANE	MCMILLAN ROAD	DEAD ENDS	0.06		3	15	BST
PEBBLEWOOD LANE	IDELL ROAD	DEAD ENDS	0.08		6	15	ASP
PECAN RIDGE LANE	11-E BYPASS - AT MOSHEIM CITY LIMITS	DEAD ENDS	0.18		8	16	ASP
PELICAN LANE	NEWPORT HWY-AT GREENEVILLE CITY LIMITS	FAIRLAWN LANE-AT GREENEVILLE CITY LIMITS	0.27	50	8	24	ASP
PERRY DAVIS ROAD	OLIVET MOUNTAIN ROAD	CEDAR CREEK ROAD	1.76	50	18	16	BST
PERSIMMON LANE	MILLERS CHAPEL ROAD	DEAD ENDS	0.14		21	14	ASP
PETERS LANE	ROCK QUARRY ROAD	DEAD ENDS	0.82		20	15	ASP
PHILLIPPI CHURCH RD	11-E BYPASS -AT MOSHEIM CITY LIMITS	11-E BYPASS -AT MOSHEIM CITY LIMITS	0.80	50	6	16	ASP
PHILLIPPI ROAD	N. MOHAWK ROAD	11-E BYPASS - AT MOSHEIM CITY LIMITS	2.32	50	6	17	ASP
PIERCE LANE	MARVIN ROAD	DEAD ENDS	0.38	50	7	15	BST
PIGEON CREEK ROAD	NEWPORT HWY	S. OLD KENTUCKY ROAD	2.55	50	9,25	16	ASP
PIGEON HOLLOW ROAD	KINGSPORT HWY	GIBSON LOOP	1.05	50	20	16	BST
PIKE ROAD	BILLY BIBLE ROAD	OTTWAY ROAD	1.01	50	11	16	BST
PILGRIM LANE	GREENE MOUNTAIN ROAD	DEAD ENDS	0.74		2	14	BST
PILOT KNOB ROAD	ST. JAMES ROAD	SWATSELL LANE	1.94		3	15	ASP
PILOT MOUNTAIN ROAD	GAP CREEK ROAD	GAP CREEK ROAD	2.22		7	15	BST
PINE RIDGE DRIVE	SNAPPS FERRY ROAD	MT ZION ROAD	0.28	50	14	24	ASP
PINECREST COURT E	FAIRFIELD DRIVE	HEMLOCK LN	0.07		13	20	ASP
PINECREST COURT W	FAIRFIELD DRIVE	DEAD ENDS	0.04		13	20	ASP
PINEY GROVE ROAD	WHITE SANDS ROAD	KELLY GAP ROAD	1.74	50	2	16	ASP
PINTO ROAD	BUCKINGHAM ROAD	HOLLY CREEK ROAD	0.74	50	13	17	ASP

Road	Beginning/Ending		Length (MI)	ROW	Civil Dist	Roadbed	Surf Type
PISGAH ROAD	SUNNYSIDE LOOP	SUNNYSIDE ROAD	2.43	50	24	17	ASP
PITT LANE	PITT LOOP	DEAD ENDS	0.11		17	15	BST
PITT LOOP	JEAROLDSTOWN ROAD	RYAN ROAD	1.70	50	17	16	ASP
PLAINVIEW HEIGHTS CIRCLE	QUILLEN SHELL ROAD	QUILLEN SHELL ROAD	0.70	50	13	28	ASP
PLANTATION DRIVE	HOLLY CREEK ROAD	WATERSTONE CIRCLE	0.30	50	24	28	ASP
PLEASANT HILL ROAD	ERWIN HWY	FISHPOND ROAD	1.31	50	1	18	ASP
PLEASANT VALE ROAD	RHEATOWN ROAD	JOCKEY ROAD	1.59		15	17	ASP
PLOWSHARE ROAD	ASHEVILLE HWY	107 CUT-OFF	0.23		2	14	BST
PLUM TREE LANE	SOUTH WATER FORK ROAD	DEAD ENDS	0.15		22	15	ASP
POCAHONTAS STREET	11-E BYPASS	DEAD ENDS	0.50		8	15	ASP
POES LANE	GAP CREEK ROAD	DEAD ENDS	0.45		7	14	BST
PONCHO ROAD	FISH HATCHERY ROAD	HAMBLÉN COUNTY LINE	0.40		4	18	ASP
POOR FARM ROAD	INDUSTRIAL ROAD - AT GREENEVILLE CITY LIMITS	KINGSPORT HWY	0.22	50	13	15	ASP
POPLAR SPRINGS ROAD	NEWPORT HWY	BRIGHT HOPE ROAD	6.66	50	5,3	18	ASP
PORTER KITE ROAD	IDELL ROAD	PHILLIPPI ROAD	1.28	50	6	17	ASP
POSSUM CREEK ACCESS	JONES BRIDGE ROAD	POSSUM CREEK ROAD	0.40		24		ASP
POSSUM CREEK ROAD	JONES BRIDGE ROAD	PARK LANE	0.88		24	16	CMX
POTEAT LANE	OAK GLEN CIRCLE - AT WASHINGTON CO. LINE	DEAD ENDS	0.60	50	17,19	24	ASP
POTTER CREEK LANE	MT HOPE ROAD	DEAD ENDS	1.34		6	18	ASP
POTTER CREEK LOOP	POTTER CREEK LANE	POTTER CREEK LANE	0.15		6	14	BST
POTTERTOWN ROAD	11-E BYPASS - AT MOSHEIM CITY LIMITS	N. MOHAWK ROAD	3.01	50	19,23	19	ASP
POWELL STREET	LONESOME PINE TRAIL	DEAD ENDS	0.15		12	17	ASP
PREACHER LAWS ROAD	FRANK ROBERTS ROAD	UNION CHAPEL ROAD	0.40		1	16	ASP
PRESLEY LANE	WILKERSON ROAD	DEAD ENDS	0.21		23	15	BST
PRICE CEMETARY LANE	HORTON HWY	DEAD ENDS	0.13		11	14	BST

Road	Beginning/Ending		Length (MI)	ROW	Civil Dist	Roadbed	Surf Type
PRICE ROAD	HERITAGE ROAD NORTH	CLEAR SPRINGS ROAD	0.32	50	15	15	BST
PRIMROSE COURT	WILLOW RIDGE DRIVE	DEAD ENDS	0.07	50	21		ASP
PRITCHARD ROAD	HERITAGE ROAD NORTH	OAKDALE DRIVE NORTH	0.69	50	15	15	BST
PRUITT LANE	OLD KNOXVILLE HWY	DEAD ENDS	0.41		8	14	BST
PRUITT ROAD NORTH	BLUE SPRINGS PKWY	11-E BYPASS- AT GREENEVILLE CITY LIMITS	0.75	50	8	15	ASP
PRUITT ROAD SOUTH	11-E BYPASS - AT GREENEVILLE CITY LIMITS	OLD KNOXVILLE HWY	0.74	50	8	16	BST
PUMPKIN BLOOM LANE	GRAY ROAD	DEAD ENDS	1.03		9	15	BST
PURGASON ROAD	MCDONALD ROAD	GLADES ROAD	0.76	50	4	15	ASP
PYBURN LANE	HORTON HWY	DEAD ENDS	2.17	50	17	15	ASP
QUAIL PARK LANE	GUY MATTHEWS LANE	DEAD ENDS	0.09		4	14	BST
QUAKER KNOB ROAD	RHEATOWN ROAD	STONE DAM ROAD	1.44	50	14	16	BST
QUILLEN-SHELL ROAD	SNAPPS FERRY ROAD- AT GREENEVILLE CITY LIMITS	WILLIAMS SPRINGS ROAD	1.63	50	13	18	ASP
RABBIT GAP ROAD	HORTON HWY	GAP MOUNTAIN ROAD	1.22	50	11	15	BST
RADER LANE	OLD KENTUCKY ROAD WEST	DEAD ENDS	0.84		25	15	BST
RADER UNION LANE	RADERS SIDETRACK	DEAD ENDS	0.33		8	14	BST
RADERS SIDETRACK ROAD	11-E BYPASS -AT MOSHEIM CITY LIMITS	DULANEY ROAD	4.65	50	8,25	18	ASP
RAGON HOLLOW LANE	MINK CREEK ROAD	DEAD ENDS	1.20		19	15	BST
RAINBROOK LANE	CLEAR SPRINGS ROAD	DEAD ENDS	0.14		15	14	BST
RAINTREE LANE	WILKERSON ROAD	DEAD ENDS	0.07		23	14	BST
RALPH RHEA LANE	OLD HALL ROAD	DEAD ENDS	0.26		15	14	BST
RAMBO ROAD	RICKER ROAD	TABOR ROAD	1.16	50	22	16	ASP
RATTLESNAKE RIDGE LANE	HORTON HWY	DEAD ENDS	0.35	50	17	14	ASP
RAVEN LANE	BLACK ROAD	DEAD ENDS	0.16		8	15	BST
RAY CASTEEL ROAD	OTTWAY ROAD	UNION ROAD	1.60		21	16	BST

Road	Beginning/Ending		Length (MI)	ROW	Civil Dist	Roadbed	Surf Type
RAYMOND ROAD	BAILEYTON ACCESS ROAD - AT GREENEVILLE CITY LIMIT	DEAD ENDS	0.04		12	18	ASP
REAVES MILL ROAD	GREYSTONE ROAD	CAMP CREEK ROAD	0.50		22	18	ASP
REBEL ROAD	FILLERS MILL ROAD	ASHEVILLE HWY	0.20		9	15	ASP
RECTOR LANE	CHUCKEY HWY	DEAD ENDS	0.26		15	15	BST
RED HILL ROAD	SUNNYDALE ROAD	CAMP CREEK ROAD	1.85		2,22	17	ASP
REDGATE ROAD	LONESOME PINE TRAIL	TUNNELL ROAD	1.62	50	23	16	ASP
REDWOOD LANE	DULANEY ROAD	DEAD ENDS	0.23		8	14	BST
REECE ROAD	BROWN ROAD	BARREN VALLEY ROAD	1.03		1	16	ASP
REED ROAD	LONESOME PINE TRAIL	JOHN GRAHAM ROAD	1.59		12,23	16	CMX
REHOBETH CHURCH LANE	HOUSTON VALLEY ROAD	DEAD ENDS	0.22		18	14	ASP
REMINI ROAD	DAVY CROCKETT PARK ROAD	HERITAGE ROAD S.	1.22	50	15	17	ASP
RETRIEVER LANE	CEDAR CREST ROAD	DEAD ENDS	0.39	50	23	15	BST
REYNOLDS HOLLOW ROAD	SOUTH WESLEY CHAPEL ROAD	OTTWAY ROAD	1.62		21	15	ASP
REYNOLDS ROAD	AFTON ROAD	STONE DAM ROAD	0.56		20	16	ASP
RHEATOWN ACCESS ROAD	OLD STAGE ROAD	RHEATOWN ROAD	0.06		13,14	16	ASP
RHEATOWN CEMETARY ROAD	OLD STAGE ROAD	DEAD ENDS	0.20		15	14	BST
RICH MOUNTAIN LANE	FISHPOND ROAD	DEAD ENDS	0.04		1	14	BST
RICHARD BLAKE ROAD	SEATON ROAD	GREYSTONE ROAD	0.33		22	16	ASP
RICHLAND ROAD	BROWNS BRIDGE ROAD	SHILOH ROAD-AT TUSCULUM CITY	0.30	50	13	18	ASP
RICKER ROAD	CAMP CREEK ROAD	CAMP CREEK ROAD	1.16	50	22	15	ASP
RIFLE RANGE LANE	ANEST ROAD	DEAD ENDS	0.19		1	15	BST
RIPLEY ISLAND ROAD	11-E BYPASS - AT TUSCULUM CITY LIMIT	CHUCKEY HWY	3.33	50	14	17	ASP
RIPLEY LANE	STONE DAM ROAD	DEAD ENDS	0.64		20	15	BST
RIVER BEND ROAD	BRIGHT HOPE ROAD	DEAD ENDS	0.95		25	15	BST
RIVER BLUFF CIRCLE	JONES BRIDGE ROAD	JONES BRIDGE ROAD	0.22		24	16	ASP

Road		Beginning/Ending	Length (MI)	ROW	Civil Dist	Roadbed	Surf Type
RIVER POINTE DRIVE	EAST ALLENS BRIDGE	DEAD ENDING	0.67	50, 40	9		ASP
RIVER ROAD	FILLERS MILL ROAD	DEAD ENDS	0.87	50	18	16	BST
RIVER TRACE LANE	ASHEVILLE HWY	DEAD ENDS	0.17		9	14	ASP
RIVER VIEW DRIVE	RIVER POINTE DRIVE	LINKS VIEW DRIVE	0.34	50	9		ASP
RIVER VILLAGE LANE	RIPLEY ISLAND ROAD	DEAD ENDS	1.15	50	13	20	ASP
RIVERWALK COURT	PLANTATION DRIVE	DEAD ENDING	0.19	50	24	24	ASP
ROAMING DRIVE	RHEATOWN ROAD	DEAD ENDS	0.57	50	14	24	ASP
ROARING FORK ROAD	BAILEYTON ROAD	LONESOME PINE TRAIL	3.75	50	12	18	ASP
ROARING SPRINGS ROAD	DAVIS VALLEY ROAD	DOTY CHAPEL ROAD	0.32		20	16	BST
ROBERT HARMON ROAD	BAILEYTON ROAD	GEORGE MALONE ROAD	1.87	50	12	16	BST
ROBERT KILDAY ROAD	HORTON HWY	CHARLIE DOTY ROAD	0.63	50	16	16	BST
ROBERTSON ROAD	OLD SNAPPS FERRY ROAD	KINGSPORT HWY	1.46		20	16	BST
ROBINHOOD TRAIL	LITTLE JOHN TRAIL	DEAD ENDS	0.26	40	18	14	BST
ROCK QUARRY ROAD	BABBS MILL ROAD	KINGSPORT HWY	2.02	50	20	16	ASP
ROCKWOOD DRIVE	HIXON AVENUE	ROMANS DRIVE	0.20	40	9	16	ASP
ROCKY HILL DRIVE	BLUE SPRINGS PKWY	DEAD ENDS	0.47	40	8	16	ASP
ROCKY LANE	ROCKY POINT LANE	DEAD ENDS	0.11		19	15	CMX
ROCKY POINT LANE	FOREST ROAD	DEAD ENDS	0.46		19	15	CMX
ROCKY TOP LANE	ROCKY HILL DRIVE	DEAD ENDS	0.10	40	8	15	BST
ROLLING HILLS ROAD	11-E BYPASS- AT MOSHEIM CITY LIMITS	BLUE SPRINGS PKWY - AT MOSHEIM CITY LIMITS	0.85		8	18	ASP
ROLLINS CHAPEL ROAD	HOUSTON VALLEY ROAD	ASHEVILLE HWY	1.74		18	17	ASP
ROMANS DRIVE	HIXON AVENUE	DEAD ENDS	0.27	40	9	16	ASP
RONNIE STREET	MAYS STREET	MAYS STREET	0.08	40	24	15	ASP
ROSE LANE	MORNING GLORY CIRCLE	DEAD END	0.06		14		BST
ROUND KNOB ROAD	GREYSTONE ROAD	DEAD ENDS	1.50		22	15	BST
RUNION WAY	PLUM TREE LANE	DEAD ENDS	0.13		22	14	ASP

Road	Beginning/Ending		Length (Mi)	ROW	Civil Dist	Roadbed	Surf Type
RUPERT RAMSEY LANE	WEST ALLENS BRIDGE ROAD	DEAD ENDS	0.43	50	3	14	BST
RUSTIC COURT	FAIRFIELD DRIVE	DEAD ENDS	0.03		13	24	ASP
RYAN ROAD	JEAROLDSTOWN ROAD	HORTON HWY	1.54	50	17	18	ASP
S&S LANE	SINKING SPRINGS ROAD	DEAD ENDS	0.05		19		BST
S.T. WILHOIT DRIVE	JONES BRIDGE ROAD	DEAD ENDS	0.20		24	16	ASP
SAM JENKINS LANE	BUCKBOARD ROAD	DEAD ENDS	0.28		18	14	BST
SAM WADDLE LANE	PLEASANT HILL ROAD	DEAD ENDS	0.38		1	15	BST
SAND BAR ROAD	CHUCKEY PIKE	WASHINGTON COUNTY LINE	3.54	50	15	17	ASP
SAND VALLEY ROAD	KATIE LANE	DEAD ENDS	0.05	50	1		ASP
SANDERS ROAD	EAST FORK ROAD	OLD ASHEVILLE HWY	0.91		24	16	ASP
SANFORD CIRCLE	ASHEVILLE HWY	ASHEVILLE HWY	0.44		9	16	ASP
SAPP ROAD	CONCORD ROAD	MURRAY BRIDGE ROAD	1.04		4	15	ASP
SASSAFRAS LANE	LONESOME PINE TRAIL	DEAD ENDS	0.13		8	14	BST
SAVILLE LOOP	NORTH MOHAWK ROAD	PHILLIPPI ROAD	0.27		6	15	ASP
SAWMILL HOLLOW ROAD	CARTERS VALLEY ROAD	FLATWOODS ROAD	0.42	50	11,7	15	BST
SAYLER ROAD NORTH	GAP MOUNTAIN ROAD	HORTON HWY	0.61		11	14	BST
SAYLER ROAD SOUTH	HORTON HWY	DEAD ENDS	0.68		11	14	BST
SCENIC VIEW	WEST PINES ROAD	DEAD ENDS	0.30		16,17	14	BST
SCHOFIELD DRIVE	PINTO ROAD	DEAD ENDS	0.31	50	13	28	ASP
SCHOOL YARD CIRCLE	SOUTH MOHAWK ROAD	SOUTH MOHAWK ROAD	0.07		4	15	BST
SCOOT MILL ROAD	GLADES ROAD	TOBY ROAD	0.44		4	14	BST
SCOTT FARM ROAD	SNAPPS FERRY ROAD-AT GREENEVILLE CITY LIMITS	KINGSPORT HWY	2.03	50	13,20	15	ASP
SCOTT WAY	FAIRVIEW ROAD	MARY LAMONS ROAD	0.35	50	20	16	BST
SCRUGGS LANE	TOM WHITE HOLLOW	DEAD ENDS	0.41		6	15	BST
SEATON ROAD	MIDDLE CREEK ROAD	GREYSTONE ROAD	2.05		22	16	ASP
SEAY WAY	GLENWOOD DRIVE	DEAD ENDS	0.51		25	15	BST

Road	Beginning/Ending		Length (MI)	ROW	Civil Dist	Roadbed	Surf Type
SELF ROAD	MARVIN ROAD	GAP CREEK ROAD	0.97		6	15	BST
SENTELLE ROAD	107 CUTOFF	GREYSTONE ROAD	2.60		22	16	ASP
SEQUOIA TRAIL	ASHEVILLE HWY	DEAD ENDS	0.42	50 & 60	9	22	ASP
SEQUOYAH STREET	CHEROKEE STREET	POCAHONTAS STREET	0.17		8	16	ASP
SHACKLEFORD ROAD	OLD KENTUCKY ROAD WEST	MCDONALD ROAD- AT MOSHEIM CITY LIMITS	5.15	50	25	16	ASP
SHADOWLINE ROAD	MATTHEWS LANE	COCKE COUNTY LINE	0.10		5	14	BST
SHADY LANE	WEST ALLENS BRIDGE ROAD	OLD NEWPORT HWY	1.02	50	3	15	BST
SHAKERAG ROAD	CAMP CREEK ROAD	SUNNYDALE ROAD	2.82	50	2,22	16	ASP
SHAW ROAD	WILHOIT ROAD	ERWIN HWY	1.19	50	1	14	ASP
SHED RIDGE LANE	GREENE SHED CIRCLE	DEAD ENDS	0.54	50	17	14	BST
SHELTON MISSION ROAD	GREYSTONE ROAD	GREYSTONE ROAD	3.53	50	22	15	ASP
SHILOH ROAD	BUCKINGHAM ROAD	ERWIN HWY-AT TUSCULUM CITY LIMITS	2.00	50	13	17	ASP
SHIPLEY LANE	SULPHUR SPRINGS LOOP	DEAD ENDS	0.65	50	21	16	BST
SHIPLEY ROAD	SUNNYDALE ROAD	DIXIE ROAD	1.08	50	2	15	BST
SHIVELL HOLLOW LANE	EARL BAXTER ROAD	DEAD ENDS	0.92		17	16	BST
SHORT ROAD	OSS WILLIAMS ROAD	CHARIOT TRAIL	0.33		17	15	BST
SILVER LEAF LANE	FISHPOND ROAD	WASHINGTON CO. LINE	0.50	50	1	14	ASP
SIMPSON ROAD	MALONE ROAD	WASHINGTON CO. LINE	0.45		15	15	BST
SINGLE TREE LANE	CULBERSON ROAD	DEAD ENDS	0.27		5	14	BST
SINKING CREEK ROAD	RHEATOWN ROAD	BOYD CARTER ROAD	1.14		20	15	ASP
SINKING SPRINGS ROAD	MCDONALD ROAD	WARRENSBURG ROAD	4.44	50	5,19,8	16	ASP
SIOUX TRAIL	SEQUOIA TRAIL	WYKLE ROAD	0.99	50 & 60	9	28	ASP
SIPES LANE	NORTH MOHAWK ROAD	DEAD ENDS	0.42		6	15	BST
SIX OAKS LANE	11-E BYPASS	DEAD ENDS	0.40	50	14	15	BST
SLATE CREEK ROAD	POPULAR SPRINGS ROAD	HILLCUT ROAD	2.26	50	3	16	ASP

Road	Beginning/Ending		Length (Mi)	ROW	Civil Dist	Roadbed	Surf Type
SLEEPY HOLLOW LANE	LONESOME PINE TRAIL	DEAD ENDS	1.03		11	15	BST
SLUMBER LANE	ERWIN HWY	DEAD ENDS	0.10		1	14	BST
SMELCER LANE	RIVER BEND ROAD	DEAD ENDS	0.40		25	15	BST
SMELCER ROAD	PURGASON ROAD	MASON LODGE ROAD	2.41		4	16	BST
SMELCER ROAD ACCESS	SMELCER ROAD	SAPP ROAD	0.40	50	4	14	BST
SMITH HOLLOW ROAD	SLATE CREEK ROAD	POPULAR SPRINGS ROAD	1.01		5	15	BST
SMITH LANE	HORTON HWY	DEAD ENDS	0.63		11	15	ASP
SMITH MILL ROAD	WEST PINES ROAD	KINGSPORT HWY	1.16		17	18	ASP
SMITH MILL ROAD ACCESS	KINGSPORT HWY	SMITH MILL ROAD	0.19		17	18	ASP
SMITH STREET	BIRDWELL CIRCLE	BIRDWELL CIRCLE	0.17		9	16	ASP
SMITH TOWN ROAD	LOST MOUNTAIN PIKE	BARKLEY ROAD	3.85	50	16,17	16	ASP
SMOKEHOUSE LANE	KENNEYTOWN ROAD	DEAD ENDS	0.13		11	20	ASP
SNAKE HOLLOW ROAD	PATES HILL ROAD	POPULAR SPRINGS ROAD	2.03		5	15	ASP
SNAKE ROAD	BLUE SPRINGS PKWY-AT MOSHEIM CITY LIMITS	GRASSY CREEK ROAD- AT MOSHEIM CITY LIMITS	0.44		23	15	BST
SNAPPS FERRY ROAD	TUSCULUM BLVD-AT GREENEVILLE CITY LIMITS	RHEATOWN ROAD	5.40	60	13,14,20	20	ASP
SNYDER LANE	ASHEVILLE HWY	DEAD ENDS	0.31		18	15	BST
SOLOMON LANE	HIGHTOP ROAD	DEAD ENDS	0.24		19	15	CMX
SOLOMON ROAD	HARPER ROAD	DEMOCRAT ROAD	0.81		4	14	BST
SONGBIRD DRIVE	SPEEDWAY DRIVE	ECHO DRIVE	0.21		8	16	ASP
SOUTH ALLENS BRIDGE RD	WEST ALLENS BRIDGE RD	CEDAR CREEK ROAD	2.65	50	3,18	16	ASP
SOUTH CHASE LANE	BARKLEY ROAD	DEAD ENDS	0.64	50	17	14	BST
SOUTH GREENE STREET	ASHEVILLE HWY	DEAD ENDS	0.62	50	9	20	BST
SOUTH HICKORY CIRCLE	PARTON LOOP	PARTON LOOP	0.29		9	15	ASP
SOUTH MILL ROAD	SOUTH ALLENS BRIDGE RD	FILLERS MILL ROAD	1.03	50	18	16	BST
SOUTH MOHAWK ROAD	MCDONALD ROAD	FISH HATCHERY ROAD	4.99	50	4	16	ASP

Road	Beginning/Ending		Length (MI)	ROW	Civil Dist	Roadbed	Surf Type
SOUTH MT SINAI LANE	GILBREATH ROAD	DEAD ENDS	0.15		7	15	BST
SOUTH WATER FORK ROAD	GREYSTONE ROAD	MCCOY ROAD	1.32	50	22	15	BST
SOUTH WESLEY CHAPEL ROAD	BAILEYTON ROAD	NORTH WESLEY CHAPEL ROAD	2.92	50	21	16	ASP
SPARROW LANE	ST. JAMES ROAD	DEAD ENDS	0.87		3	15	BST
SPEARS DYKES ROAD	BAILEYTON ROAD	OLD BAILEYTON ROAD	1.53	50	11	15	ASP
SPEEDWAY DRIVE	OLD KNOXVILLE HWY	ECHO DRIVE	0.19		8	16	ASP
SPEEDWELL CHURCH ROAD	GUTHRIE GREENE	HAWKINS CO LINE	1.40		6	14	BST
SPICE COVE ROAD	GAP CREEK ROAD	DEAD ENDS	0.25	50	6	14	BST
SPIDER STINES ROAD	BAILEYTON ROAD	FOX MAYS ROAD	1.63	50	12	15	ASP
SPLATTER CREEK ROAD	JOCKEY ROAD	CLEAR SPRINGS ROAD	1.20		15	15	ASP
SPRING LANE	LOVELACE ROAD	DEAD ENDS	0.51		17	16	ASP
SPRINGBROOK ROAD	MEADOWBROOK ROAD	MEADOWBROOK ROAD	0.15		14	17	ASP
SPRINGS ST. S.	11-E BYPASS -AT MOSHEIM CITY LIMITS	SHACKLEFORD ROAD	0.36		19	16	ASP
SPRINGVIEW DRIVE	MEADOWBROOK ROAD	DEAD ENDS	0.09		14	16	ASP
ST JAMES ROAD	NEWPORT HWY	LITTLE MEADOWCREEK RD	5.09	60	3	18	ASP
STANTON LANE	OLD MOUNTAIN ROAD	DEAD ENDS	0.14	50	22	14	BST
STARNES HOLLOW LANE	LOST MOUNTAIN PIKE	DEAD ENDS	0.31		16	14	ASP
STARNES LANE	GAP MOUNTAIN ROAD	DEAD ENDS	0.33		11	13	BST
STATE STREET	LONESOME PINE TRAIL	DEAD ENDS- AT GREENEVILLE CITY LIMITS	0.33		8	24	ASP
STEEN ROAD	MARTIN ROAD	HAPPY VALLEY ROAD	0.35		15	14	BST
STEPHEN BROOKS ROAD	JONES BRIDGE ROAD	PISGAH ROAD	1.35	50	24	15	ASP
STERLING DRIVE	WEEMS CHAPEL ROAD	CARPENTERS CHAPEL ROAD	0.90		7	15	BST
STEWART ROAD	KINGSPORT HWY	GRAYSBURG HILLS ROAD	2.25		17,20	15	BST
STILLS ROAD	OLD KENTUCKY ROAD SOUTH	HANEY HILL ROAD	1.23	50	9	16	BST
STILLWOOD LANE	POCAHONTAS ST	DEAD ENDS	0.10		8	15	ASP

Road	Beginning/Ending		Length (MI)	ROW	Civil Dist	Roadbed	Surf Type
STOCKTON ROAD	MAE MCKEE ROAD - AT WASHINGTON COUNTY LINE	MAE MCKEE ROAD - AT WASHINGTON COUNTY LINE	0.44		1	17	ASP
STOMPER ROAD	BAILEYTON ROAD	OLD BAILEYTON ROAD	0.21		21	16	ASP
STONE DAM ROAD	11-E BYPASS	RHEATOWN ROAD	4.66	50	14	17	ASP
STONE HILL LANE	LITTLE CHUCKEY ROAD	DEAD ENDS	0.22	50	19	14	BST
STONE MOUNTAIN LANE	HORTON HWY	DEAD ENDS	0.67	50	11	15	ASP
STONE MOUNTAIN ROAD	11-E BYPASS -AT MOSHEIM CITY LIMITS	DEAD ENDS	1.34	50	6	15	BST
STONE COVE	SOUTH MOHAWK ROAD	DEAD END	0.40		4	13	BST
STROLLING LANE	ROAMING DRIVE	DEAD ENDS	0.08	50	14	24	ASP
STRONG LANE	LONESOME PINE TRAIL	DEAD ENDS	0.36	50	11	15	BST
STRONG WAY	STRONG LANE	DEAD ENDS	0.17		7	15	BST
STROUD ROAD	MCDONALD ROAD	SOLOMON ROAD	0.47		4	15	ASP
SUGAR BOWL ROAD ACCESS	KINGSPORT HWY	SUGARBOWL ROAD	0.11	50	16	16	BST
SUGAR CANE LANE	BUCKINGHAM ROAD	DEAD END	0.13	50	13	24	ASP
SUGAR HOLLOW LANE	CHIMNEY TOP LOOP	DEAD ENDS	0.34		17	14	BST
SUGARBOWL ROAD	KINGSPORT HWY	OLD SNAPPS FERRY ROAD	1.97	50	16	16	BST
SULPHUR SPRINGS LOOP	MELODY ROAD	OLD BAILEYTON ROAD	1.30	50	21	15	BST
SUMMERHILL LANE	WATERSTONE CIRCLE	DEAD ENDS	0.16	50	24	28	ASP
SUMMEY CIRCLE	BUCKINGHAM ROAD	BUCKINGHAM ROAD	0.26		13	16	ASP
SUMMIT RIDGE LANE	CHUCKEY PIKE	DEAD ENDS	0.14		14	14	ASP
SUNNYDALE ROAD	107 CUTOFF	CAMP CREEK ROAD	4.15	50	2	18	ASP
SUNNYSIDE LOOP	JONES BRIDGE ROAD	JONES BRIDGE ROAD	2.00	50	24	18	ASP
SUNNYSIDE RIDGE DR.	JONES BRIDGE ROAD	DEAD ENDS	0.19	50	24		ASP
SUNNYSIDE ROAD	SUNNYSIDE LOOP	OLD ASHEVILLE HWY	2.93	50	24	18	ASP
SUNNYSLOPE LANE	SUNNYDALE ROAD	DEAD ENDS	0.21		22	14	BST
SUNNYVIEW ROAD	SUNNYSIDE ROAD	HOUSE ROAD	0.28		24	15	BST

Road	Beginning/Ending		Length (MI)	ROW	Civil Dist	Roadbed	Surf Type
SURTOUT LANE	BUCKINGHAM ROAD	DEAD ENDS	0.13		13	16	ASP
SUSONG MEMORIAL ROAD	DEBUSK ROAD	OLD KENTUCKY ROAD SOUTH	2.53	50	9	17	ASP
SUSONG ROAD	KELLEY GAP ROAD	SUNNYDALE ROAD	2.17		2	16	ASP
SWANAY ROAD	JOCKEY ROAD	HERITAGE ROAD NORTH	0.94		15	15	BST
SWATSELL LANE	OLD NEWPORT HWY	COCKE COUNTY LINE	1.65		3	16	ASP
SWECKER ROAD	11-E BYPASS	DULANEY ROAD	0.48		8	15	CMX
SYCAMORE ROAD	SOLOMON ROAD	HAUN SCHOOL LANE	0.17		4	14	BST
TABERNACLE LANE	TABERNACLE ROAD	DEAD ENDS	0.19	50	1	15	BST
TABERNACLE ROAD	LOVE HOLLOW ROAD	ERWIN HWY	0.35	50	1	15	ASP
TABOR LANE	GREYSTONE ROAD	DEAD ENDS	0.42	50	22	14	BST
TABOR ROAD	GREYSTONE ROAD	SHELTON MISSION ROAD	1.77		22	15	ASP
TADPOLE HOLLOW LANE	NELSE ROBERTS ROAD	DEAD ENDS	0.57		17	14	GRV
TAKE-OFF LANE	WHITEHOUSE ROAD	DEAD ENDS	0.16		12	14	BST
TAMARA COURT	TAMARA LANE	DEAD ENDS	0.02	50	9	22	ASP
TAMARA LANE	ASHEVILLE HWY	DEAD ENDS	0.24	50	9	22	ASP
TANGLEBERRY LANE	TANGLEWOOD TRAIL	HEADRICK LANE	0.15		20	24	ASP
TANGLEWOOD TRAIL	KINGSPORT HWY	DEAD ENDS	0.13		20	24	ASP
TARLTON CIRCLE	HOUSTON VALLEY ROAD	HOUSTON VALLEY ROAD	1.22		18	15	ASP
TAYLOR LANE	KINGSPORT HWY	DEAD ENDS- AT GREENEVILLE CITY LIMITS	0.22	50	12	15	BST
TAYLOR ROAD	CHIMNEY TOP LOOP	WASHINGTON COUNTY LINE	0.80	50	17	16	ASP
TEAGUE ROAD	WALKERTOWN ROAD	WALKERTOWN ROAD	0.75		20	16	BST
TED WEEMS ROAD	NORTH WESLEY CHAPEL ROAD	DEAD ENDS	0.44	50	21	16	BST
THACKER LANE	JUSTICE ROAD	DEAD ENDS	0.23		16	14	BST
THOMPkins ROAD	PILOT MOUNTAIN ROAD	GAP CREEK ROAD	0.51		7	15	BST
THORNBURG LANE	OSS WILLIAMS ROAD	DEAD ENDS	0.16	50	17	14	BST
THORNBURG ROAD	KINGSPORT HWY	DEAD ENDS	0.48	50	17	15	BST

Road	Beginning/Ending		Length (MI)	ROW	Civil Dist	Roadbed	Surf Type
TIMBER LANE	ASHEVILLE HWY	DEAD ENDS	0.13		18	14	BST
TIMBER RIDGE ROAD	OLD KENTUCKY ROAD WEST	BRIGHT HOPE ROAD	2.65	50	5,25	15	ASP
TINY LANE	MT HEBRON ROAD	DEAD ENDS	0.11		24	13	BST
TOB COOTER LANE	GAP MOUNTAIN ROAD	DEAD ENDS	0.35		11	14	ASP
TOBY ROAD	GLADES ROAD	SMELCER ROAD	1.35		4	14	BST
TOM LAWSON ROAD	WESTWOOD ROAD	MT. HOPE ROAD	0.93		4	15	ASP
TOM WHITE HOLLOW ROAD	11-E BYPASS -AT MOSHEIM CITY LIMITS	MT. HOPE ROAD	1.85	50	6	15	BST
TOMAHAWK LANE	CAMP CREEK ROAD	DEAD ENDS	0.20		22	15	ASP
TRAILS END LANE	OLD KNOXVILLE HWY	DEAD ENDS	0.48		8	15	ASP
TROY MORELOCK LANE	HILLCUT ROAD	DEAD ENDS	0.28		5	14	BST
TUCKER COURT	RIVER POINTE DRIVE	DEAD END	0.09	50	9		ASP
TUCKER HOLLOW ROAD W	KINGSPORT HWY	WASHINGTON COUNTY LINE	1.77	50	17	15	ASP
TUNNEL ROAD	BROWN SPRINGS ROAD	GRASSY CREEK ROAD	1.42	50	23	16	ASP
TUNNELL LANE	BAILEYTON ROAD	SPEARS DYKES ROAD	0.48	50	11	15	ASP
TURNER HILL ROAD	11-E BYPASS -AT MOSHEIM CITY LIMITS	CARPENTER CHAPEL ROAD	0.60		6	16	ASP
TURNER LANE	FISH HATCHERY ROAD	DEAD ENDS	0.35		4	15	BST
TWEED SPRINGS ROAD	LITTLE MEADOWCREEK ROAD	FORESTRY SERVICE	1.22		3	15	ASP
TYNE GRAY ROAD	KINGSPORT HWY	BABBS MILL ROAD	1.47	50	20	16	BST
U.S. FRYE LANE	BLUEBERRY LANE	DEAD ENDS	0.22		7	14	BST
UNION CHAPEL ROAD	HORSE CREEK PARK ROAD	FRANK ROBERTS ROAD	2.31	50	1	15	ASP
UNION ROAD	JOHN GRAHAM ROAD	BAILEYTON ROAD	2.31	50	12,21	17	ASP
VAGABOND LANE	ANDERSON LOOP	DEAD ENDS	0.14	50	23	15	BST
VALERIE LANE	HICKSON AVENUE	DEAD ENDS	0.20	50	21		ASP
VALK LANE	GREENE MOUNTAIN ROAD	DEAD ENDS	0.34		2	15	BST
VALLEYDALE ROAD	OLD MIDWAY ROAD	DULANEY ROAD	2.67	50	19	15	ASP

Road	Beginning/Ending	Length (MI)	ROW	Civil Dist	Roadbed	Surf Type
VALLEYVIEW ROAD	WARRENSBURG ROAD	DEAD ENDS	0.18	25	15	BST
VAN HILL ROAD	HORTON HWY	HAWKINS COUNTY LINE	2.00	11	19	ASP
VERL WEEMS WAY	ELMER HAYES ROAD	DEAD ENDS	0.39	23	14	BST
VICKY STREET	ROCKY HILL DRIVE	DEAD ENDS	0.13	40	8	15 ASP
VICTORIA LANE	HORSE CREEK PARK ROAD	DEAD ENDS	0.12	1	14	BST
VICTORY BOULEVARD	SANDFORD CIRCLE	ASHEVILLE HIGHWAY	0.05	50	9	17 ASP
VIKING CIRCLE	GREENFIELD STREET	GREENFIELD STREET	0.21	18	20	ASP
VIKING MOUNTAIN LANE	VIKING MOUNTAIN ROAD	DEAD ENDS	0.62	2	14	BST
VIKING MOUNTAIN ROAD	ASHEVILLE HWY	DEAD ENDS	8.00	50	2,22	16 ASP
VIOLET COURT	WILLOW RIDGE DRIVE	DEAD ENDS	0.05	50	21	ASP
W.I. BOWMAN ROAD	LAWS ROAD	SOUTH WATER FORK ROAD	0.72	22	15	BST
WADDELL LOVE ROAD	WEST ALLENS BRIDGE ROAD	WADDELL LOVE ROAD	2.70	50	3	15 BST
WADDELL MOUNTAIN ROAD	PERRY DAVIS ROAD	DEAD ENDS	0.16	18	14	BST
WAGON WHEEL TRAIL	11-E BYPASS	OLD STAGE ROAD	0.20	14	15	BST
WALKERS FORD ROAD	WEST ALLENS BRIDGE ROAD	SANFORD CIRCLE	1.59	50	9,18	15 ASP
WALKERTOWN ROAD	SNAPPS FERRY ROAD	KINGSPORT HWY	1.41	20	17	ASP
WALKING LANE	ROAMING DRIVE	DEAD ENDS	0.07	50	14	24 ASP
WALNUT GROVE ROAD	LICK HOLLOW ROAD	DEAD ENDS	0.27	9	14	ASP
WALTERS LANE	WALTERS ROAD	DEAD ENDS	0.22	50	22	15 BST
WALTERS ROAD	ROUND KNOB ROAD	GREYSTONE ROAD	1.43	22	16	BST
WANDERING DRIVE	ROAMING DRIVE	DEAD ENDS	0.12	50	14	24 ASP
WAR BRANCH LANE	FLEA RIDGE ROAD	DEAD ENDS	0.30	4	15	BST
WARD LANE	JIM POE LANE	DEAD ENDS	0.15	7	14	BST
WARD ROAD	SNAPPS FERRY ROAD	MT ZION ROAD	0.27	20	15	BST
WARRENSBURG ACCESS	WARRENSBURG ROAD	OLD KENTUCKY WEST	0.13	8	14	BST
WATERSTONE CIRCLE	PLANTATION DRIVE	PLANTATION DRIVE	0.95	50	24	28 ASP

Road	Beginning/Ending		Length (MI)	ROW	Civil Dist	Roadbed	Surf Type
WATTENBARGER GAP ROAD	GAP MOUNTAIN ROAD	HAWKINS COUNTY LINE	2.41		11	14	BST
WATTENBARGER LANE	WATTENBARGER GAP ROAD	DEAD ENDS	0.22		11	14	BST
WAY STATION WAY	MOUNTAIN VALLEY ROAD	DEAD ENDS	0.07		6	14	BST
WAYLAND DRIVE	ASHEVILLE HWY	DEAD ENDS	0.35	50	9	24	ASP
WAYMAR LANE	BAILEYTON ROAD	DEAD ENDS	0.33		11	14	BST
WEDDING LANE	KINGSPORT HWY	DEAD ENDS	0.25	50	16	14	ASP
WEEMS CHAPEL COVE	WEEMS CHAPEL ROAD	DEAD ENDS	0.13		6	14	BST
WEEMS CHAPEL LANE	GAP CREEK ROAD	DEAD ENDS	0.23		6	15	BST
WEEMS CHAPEL ROAD	GAP CREEK ROAD	GILBREATH ROAD	3.08	50	6	16	ASP
WEEMS ROAD	LOST MOUNTAIN PIKE	CHARLIE DOTY ROAD	1.38	50	16	16	ASP
WELCOME GROVE ROAD	CARPENTERS CHAPEL ROAD	BLUE SPRINGS PKWY	1.22		23	16	ASP
WELLS PRUITT LANE	DULANEY ROAD	DEAD ENDS	0.37		5	15	ASP
WEST ALLENS BRIDGE ACCESS	WEST ALLENS BRIDGE ROAD	OLD NEWPORT HWY	0.07		3	16	ASP
WEST ALLENS BRIDGE ROAD	NEWPORT HWY	ASHEVILLE HWY	8.75	50	9	17	ASP
WEST BONNIE JOHNSON LANE	SUNNYSIDE ROAD	DEAD ENDS	0.35	50	24	15	BST
WEST HILLCREST STREET	HILLCREST STREET	CENTER STREET WEST	0.28		8	16	ASP
WEST HOGAN LANE	BRIGHTHOPE ROAD	DEAD END	0.64		5	15	BST
WEST PINES ROAD	JEAROLDSTOWN ROAD	KINGSPORT HWY	4.37		16,17	18	ASP
WEST ROLLINS STREET	JONES BRIDGE ROAD	DEAD END	0.14		24	16	ASP
WEST SEVEN SPRINGS LANE	MCDONALD ROAD	DEAD END	0.18	50	19	15	BST
WEST STAGECOACH ROAD	POPULAR SPRINGS ROAD	COCKE CO LINE	0.71		5	16	ASP
WEST WELLS HILL LANE	MT CARMEL ROAD	DEAD END	0.32		7	15	ASP
WESTBROOK DRIVE	SOUTH GREENE STREET	DEAD END	0.37		18	20	ASP
WESTERN GAILES LANE	CHIMNEY TOP LANE	DEAD END	0.08	50	16		ASP
WESTWOOD ROAD	MCDONALD ROAD	HAMBLÉN COUNTY LINE	2.83	50	4	16	ASP
WHEELER ROAD	OASIS ROAD	GAP CREEK ROAD	1.84		6	16	ASP

Road	Beginning/Ending		Length (MI)	ROW	Civil Dist	Roadbed	Surf Type
WHIPPOORWILL LANE	HARPER ROAD	DEAD END	0.11		4	14	BST
WHIRLWIND ROAD	OLD ASHEVILLE HWY-AT GREENEVILLE CITY LIMITS	EAST ALLENS BRIDGE ROAD	3.90		9,24	16	ASP
WHISPERING OAKS LANE	KISER BOULEVARD	DEAD END	0.06		13		ASP
WHISPERING RIDGES ROAD	WHISPERING ROAD	DEAD END	0.29	50	24		ASP
WHISPERING ROAD	OLD ASHEVILLE HWY	JONES BRIDGE ROAD	0.87		24	15	ASP
WHITE SANDS ROAD	107 CUTOFF	SUNNYDALE ROAD	3.08	50	2	17	ASP
WHITEHOUSE ROAD	BAILEYTON ROAD ACCESS- ATGREENEVILLE CITY LIMITS	BABBS MILL ROAD	6.04	50	12	18	ASP
WILBURN LANE	DOUGHTY S CHAPEL ROAD	DEAD END	0.21		12	14	BST
WILD RYE LANE	MCMILLAN ROAD	DEAD END	0.30		19	15	BST
WILDBERRY LANE	HORTON HWY	DEAD END	0.35		17	14	BST
WILDWOOD ROAD	GILBREATH MILL ROAD	ELMER HAYES ROAD	0.64	50	23	15	ASP
WILHOIT ROAD	CHUCKEY PIKE	WASHINGTON COUNTY LINE	2.09		1	16	ASP
WILKERSON ROAD	MT CARMEL ROAD	MARVIN ROAD	1.66	50	23	16	ASP
WILLIAMS SPRINGS ROAD	AFTON ROAD - AT GREENEVILLE CITY LIMITS	SNAPPS FERRY ROAD	0.83		13	17	ASP
WILLIAMSON ROAD	CHUCKEY PIKE	ERWIN HWY	0.57		1	16	ASP
WILLIAMSON VALLEY ROAD	CHUCKEY HWY	CAMPBELL CIRCLE	0.21		14	15	ASP
WILLOUGHBY ROAD	OASIS ROAD	GAP CREEK ROAD	0.63	60	6	16	BST
WILLOW RIDGE DRIVE	11-E BYPASS	DEAD END	0.29	50	21		ASP
WILSON HILL ROAD	WHITEHOUSE ROAD	DEAD END	0.33		13	16	CMX
WINDBRANCH LANE	TANGLEWOOD TRAIL	DEAD ENDS	0.11		20	24	ASP
WINDCREST TRAIL	WHITEHOUSE ROAD	DEAD END	0.19		12	14	ASP
WINDCROSS LANE	PLEASANT HILL ROAD	DEAD END	0.22	50	1	15	BST
WINDMERE LANE	BEWLEYS CHAPEL ROAD	DEAD END	0.49		4	15	BST
WINDOVER ROAD	HORTON HWY	HEMLOCK TRAIL	0.22		11	14	ASP

Road	Beginning/Ending		Length (Mi)	ROW	Civil Dist	Roadbed	Surf Type
WINDSONG ROAD	OLD STAGE ROAD-AT GREENEVILLE CITY LIMITS	QUILLEN SHELL ROAD	0.38		13	16	ASP
WINDSWEPT LANE	AMITY ROAD	DEAD END	0.17	40	9	28	ASP
WINES ROAD	GAP MOUNTAIN ROAD	HORTON HWY	1.33	50	11	15	BST
WINESAP LANE	APPLESTONE DRIVE	DEAD END	0.05	50	21	22	ASP
WISECARVER LANE	MARVIN ROAD	DEAD END	0.07		7	16	ASP
WISECARVER ROAD	GILBREATH ROAD	MARVIN ROAD	1.52	50	7	16	ASP
WOODBERRY LANE	11-E BYPASS	DEAD END	0.07		8	15	BST
WOODED HEIGHTS	ASHEVILLE HWY	DEAD END	0.29		9	16	ASP
WOODLAND CIRCLE	HIXON AVENUE	HIXON AVENUE	0.20		9	16	ASP
WOODLAWN DR	KENNEYTOWN ROAD	PIKE ROAD	0.75	50	11	15	BST
WOODMAN LANE	AFTON ROAD	DEAD END	0.12		13	15	ASP
WOOLSEY COLLEGE ROAD	SUSONG ROAD	SUSONG ROAD	0.88	50	2	16	ASP
WOOLSEY ROAD	BARKLEY ROAD	JEAROLDSTOWN ROAD	1.89	50	17	16	ASP
WRIGHT ROAD	HAMMITT ROAD	WHEELER ROAD	0.34		6	15	BST
WYKLE ROAD	DEBUSK ROAD	ASHEVILLE HWY	1.51	50	9	16	ASP
YELLOW SPRINGS ROAD	MCDONALD ROAD	BIBLES CHAPEL ROAD	1.50		19	15	ASP
ZION HOLLOW ROAD	MT ZION ROAD	AFTON ROAD	0.65	50	14	15	BST

Number of Road Segments 1229 Total Length 1177.08 All Roads in Report

ELECTION OF NOTARIES

Mayor Morrison asked for County Clerk Lori Bryant to read the list of names requesting to be notaries to the Commission. A motion was made by Clemmer and seconded by Commissioner Parton to approve the notary list.

Mayor Morrison called the Commissioners to vote on their keypads. The following vote was taken: Commissioners Bible, Bowers, Burkey, Carpenter, Clemmer, Cobble, Crawford, Dabbs, Kesterson, Lane, Lawing, Parton, Powell, Quillen, Shelton, Tucker, Waddle, and White voted yes. Commissioners Arrowood, Bryant, and Cobble were absent. The vote was 18 – aye; 0 – nay; and 3 – absent. The Commissioners voted in favor of the motion to approve the notaries.

CERTIFICATE OF ELECTION OF NOTARIES PUBLIC
AS A CLERK OF THE COUNTY OF GREENE, TENNESSEE I HEREBY CERTIFY TO
THE SECRETARY OF STATE THAT THE FOLLOWING WERE ELECTED TO THE OFFICE OF
NOTARY PUBLIC DURING THE MAY 17, 2021 MEETING OF THE GOVERNING BODY:

NAME	HOME ADDRESS	HOME PHONE	BUSINESS ADDRESS	BUSINESS PHONE	SURETY
1. DAVID R BAILEY	304 DUBLIN CT GREENEVILLE TN 377456776	423-470-2350	1660 E ANDREW JOHNSON HWY GREENEVILLE TN 377454274	423-783-1000	ANNETTE CRUM POLLY DANIELS
2. TIM L BATES	4730 KINGSPORT HWY AFTON TN 37616	423-737-0298	190 E AJ HWY GREENEVILLE TN 37745	423-639-4486	
3. HOLLY SADRIA BROOKS	580 FILLERS MILL RD GREENEVILLE TN 37743	423-823-7743	3260 ASHEVILLE HWY GREENEVILLE TN 37743	423-638-9164	
4. ANGELA D CORDWELL	795 LINKS MILL RD GREENEVILLE TN 377434746	423-620-3520	503 ASHEVILLE HWY GREENEVILLE TN 377434669	423-278-3224	
5. JED RICHARD CUTSHALL	210 DEERCHASE LN CHUCKEY TN 376414938	423-470-1224	1915 SNAPPS FERRY RD GREENEVILLE TN 377453661	--	
6. KAYLEE MICHELE FINCHER	1805 OLD KENTUCKY ROAD WEST MOSHEIM TN 37818	423-823-8800	833 EAST ANDREW JOHNSON HWY GREENEVILLE TN 37743	423-638-3600	
7. KRISTY L LEE	1425 W MAIN ST GREENEVILLE TN 377434523	423-552-3338	503 ASHEVILLE HWY GREENEVILLE TN 377434669	423-278-3225	
8. LEIGH ANNE LIGHT	1100 WEEMS RD GREENEVILLE TN 377457152	423-552-0274	124 N MAIN ST GREENEVILLE TN 377434920	423-783-1015	
9. ERIC ALLEN MANNING	718 W MAIN ST APT 1 GREENEVILLE TN 37743	423-972-9672	60 SHILOH RD GREENEVILLE TN 37745		
10. KRISTINE MITCHEL	478 W ALLENS BRIDGE RD GREENEVILLE TN 377435990	423-552-1034	1915 SNAPPS FERRY RD GREENEVILLE TN 377453661	423-636-7210	
11. CODY JAMES DIXON MORELOCK	1040 W PINES RD AFTON TN 376163350	423-552-8011	101 E F ST ELIZABETHTON TN 376433253	--	
12. PAMELA MORGAN	235 DEBUSK RD GREENEVILLE TN 377432237	423-278-2196	17 SPRING ST N MOSHEIM TN 378186402	423-657-0404	
13. TABITHA CHARITY PHILLIPS	1080 SUNNYSIDE RD GREENEVILLE TN 377434343	423-972-7363	519 ASHEVILLE HWY GREENEVILLE TN 377434669	--	
14. KRISTEN SCHAFFLING	89 WALKER DRIVE GREENEVILLE TN 37745	423-972-0405	3015 E ANDREW JOHNSON HWY GREENEVILLE TN 37745	423-636-1555	
15. ANGELA ALOHA TAYLOR	30 CUTSHALL AVE GREENEVILLE TN 377437718	423-444-1558	401 HOLSTON DR GREENEVILLE TN 377433127	423-639-1104	
16. PAMELA H YATES	6225 KINGSPORT HWY AFTON TN 376164449	423-552-8094	601 MED TECH PKWY JOHNSON CITY TN 376042253	423-610-1020	



Terri Bryant
SIGNATURE

CLERK OF THE COUNTY OF GREENE, TENNESSEE

5/14/21
DATE

OLD BUSINESS

Mayor Morrison announced that the Finance and Budget Committee will have a budget workshop on May 25 and May 27 at 5:30 p.m. at the Greene County Courthouse.

THE GENERAL PURPOSE SCHOOL FUND
A RESOLUTION TO AMEND THE GREENE COUNTY SCHOOLS BUDGET FOR
CHANGES IN REVENUES & EXPENDITURES FOR THE FISCAL YEAR 2020-2021

WHEREAS, the Greene County School System is amending the 2020-2021 Budget for the General Purpose School Fund to budget end of year changes in revenues and expenditures of \$ 54,782

THEREFORE, the following appropriations will be amended:


REVENUES

Account Number	Description	Increase	Decrease
44570	Contributions & Gifts (U Trust)	41,200	
44570	Contributions & Gifts (Family Resource Mini Grant)	1,500	
44570	Contributions & Gifts (Family Resource Gifts)	2,082	
44570	Contributions & Gifts (STC)	10,000	
	TOTAL REVENUES	\$ 54,782	\$ -

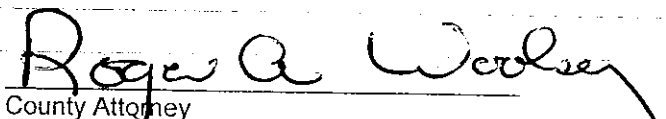
EXPENDITURES

Account Number	Description	Increase	Decrease
73300 599	Other Charges (FRGFT-Family Resource Center Donations)	2,082	
73300 499	Other Supplies and Materials (Family Resource Mini Grant)	1,500	
72210 308	Consultants (U Trust)	20,000	
72210 499	Other Supplies and Materials (U Trust)	21,200	
73300 189	Other Salaries and Wages (STC)	4,600	
73300 201	Social Security (STC)	283	
73300 204	State Retirement (STC)	662	
73300 212	Medicare (STC)	67	
73300 429	Instructional Supplies (STC)	4,388	
72320 399	Office of the Superintendent - Other Contracted Services	5,000	
72620 335	Maintenance of Plant - Maintenance and Repair - Buildings	10,000	
72610 454	Operation of Plant - Water and Sewer		15,000
	TOTAL EXPENDITURES	\$ 54,782	\$ -

NOW, THEREFORE, BE IT RESOLVED by the Greene County Legislative Body meeting in regular session, this 17th day of May 2021, a quorum being present and a majority voting in the affirmative, that the funds be appropriated as shown above.


 County Mayor

Greene County Education Committee
 Sponsor


 County Attorney


 County Clerk

A.

**RESOLUTION A: A RESOLUTION TO AMEND THE GREENE COUNTY
SCHOOLS BUDGET FOR CHANGES IN REVENUES AND EXPENDITURES FOR
THE FISCAL YEAR 2020-2021 (The General Purpose School Fund)**

A motion was made by Commissioner Dabbs and seconded by Commissioner Tucker to approve a Resolution to amend the Greene County Schools Budget for changes in revenues and expenditures for the fiscal year 2020-2021 (The General Purpose School Fund).

Mayor Morrison called the Commissioners to vote on their keypads. The following vote was taken: Commissioners Bible, Bowers, Burkey, Carpenter, Clemmer, Crawford, Dabbs, Kesterson, Lane, Lawing, Parton, Peters, Powell, Quillen, Shelton, Tucker, Waddle, and White voted yes. Commissioners Arrowood, Bryant, and Cobble were absent. The vote was 18 – aye; 0 – nay; and 3 – absent. The motion to approve the Resolution passed.

**RESOLUTION B: A RESOLUTION TO ALLOW THE GREENE COUNTY MAYOR
TO APPLY FOR THE CORONAVIRUS EMERGENCY SUPPLEMENT FUNDINGS
PROGRAM GRANT FOR THE FISCAL YEAR ENDING JUNE 30, 2021**

A motion was made by Commissioner Parton and seconded by Commissioner Carpenter to approve a Resolution to allow the Greene County Mayor to apply for the Coronavirus Emergency Supplement Funding's Program Grant for the fiscal year ending June 30, 2021.

Mayor Morrison called the Commissioners to vote on their keypads. The following vote was taken: Commissioners Bible, Bowers, Burkey, Carpenter, Clemmer, Crawford, Dabbs, Kesterson, Lane, Lawing, Parton, Peters, Powell, Quillen, Shelton, Tucker, and Waddle and White voted yes. Commissioners Arrowood, Bryant, and Cobble were absent. The vote was 18 – aye; 0 – nay; and 3 – absent. The motion to approve the Resolution passed.

**A RESOLUTION TO ALLOW THE GREENE COUNTY MAYOR TO APPLY FOR THE
CORONAVIRUS EMERGENCY SUPPLEMENTAL FUNDINGS PROGRAM GRANT
FOR THE FISCAL YEAR ENDING JUNE 30, 2021**

WHEREAS, the Circuit Court wishes to apply for a grant to improve the operations of its video arraignment system to help alleviate the OT incurred to transports, search, and monitor the inmates awaiting arraignment each day and;

WHEREAS, there is no required match for the grant and;

WHEREAS, this project has been determined to be in the best interest of the citizens of Greene County and supported by the Sessions Court Judge, Circuit Court Clerk, and Supervisor of Courtroom Security and.

NOW, THEREFORE; be it resolved by the Greene County Legislative Body meeting in regular session this 17th day of May, 2021, a quorum being present and a majority voting in the affirmative.

Kevin C. Morrison
County Mayor

Budget and Finance Committee
Sponsor

Lee Bryant
County Clerk

Roger A. Woolsey
County Attorney

**A RESOLUTION OF THE GREENE COUNTY LEGISLATIVE BODY AUTHORIZING
THE APPROPRIATION OF UP TO \$15,274 FROM THE CAPITAL PROJECTS FUND -
#171 FOR THE REPLACEMENT OF OBSOLETE CHANCERY COURT COMPUTER
EQUIPMENT FOR THE FYE JUNE 30, 2021**

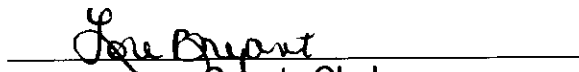
WHEREAS, the Greene County Chancery Court currently has eight (8) computers that were purchased in 2014 and operate on Windows 8.1 which is quickly approaching expiration for maintenance, and;


WHEREAS, the Greene County wishes to expend funds from the Capital Projects Fund - #171 to replace the equipment from Other Capital Outlay - 171-91190-799, and;

NOW, THEREFORE; be it resolved by the Greene County Legislative Body meeting in regular session this 17th day of May, 2021, a quorum being present and a majority voting in the affirmative, that the budget be amended as above.


County Mayor

Budget and Finance Committee
Sponsor


County Clerk


County Attorney

C.

RESOLUTION C: A RESOLUTION OF THE GREENE COUNTY LEGISLATIVE BODY AUTHORIZING THE APPROPRIATION OF UP TO \$15,274 FROM THE CAPITAL PROJECTS FUND - #171 FOR THE REPLACEMENT OF OBSOLETE CHANCERY COURT COMPUTER EQUIPMENT FOR FYE JUNE 30, 2021

A motion was made by Commissioners Bowers and seconded by Commissioners Dabbs to approve a Resolution of the Greene County Legislative Body authorizing appropriation of up to \$15,274 from the Capital Projects Fund - #171 for the replacement of obsolete Chancery Court computer equipment for FYE June 30, 2021.

Mayor Morrison called the Commissioners to vote on their keypads. The following vote was taken: Commissioners Bible, Bowers, Burkey, Carpenter, Clemmer, Crawford, Dabbs, Kesterson, Lawing, Parton, Peters, Powell, Shelton, Tucker, and Waddle voted yes. Commissioners Lane, Quillen, and White voted no. Commissioners Arrowood, Bryant, and Cobble were absent. The vote was 15 – aye; 3 – nay; and 3 – absent. The motion to approve the Resolution passed.

RESOLUTION D: A RESOLUTION TO BUDGET \$50 RECEIVED FROM THE
MODERN WOODMEN OF AMERICA AS A DONATION MADE TO THE
EMERGENCY MANAGEMENT AGENCY FOR THE FISCAL YEAR ENDING
JUNE 30, 2021

A motion was made by Commissioner Quillen and seconded by Commissioner Shelton to approve a Resolution to budget \$50 received from the Modern Woodmen of America as a donation made to the Emergency Management Agency for the Fiscal Year ending June 30, 2021.

Mayor Morrison called the Commissioners to vote on their keypads. The following vote was taken: Commissioners Bible, Bowers, Bryant, Burkey, Carpenter, Crawford, Dabbs, Kesterson, Lane, Lawing, Parton, Peters, Powell, Quillen, Shelton, Tucker, Waddle, and White voted yes. Commissioners Arrowood, Bryant, and Cobble were absent. The vote was 18 – aye; 0 – nay; and 3 – absent. The motion to approve the Resolution passed.

A RESOLUTION TO BUDGET \$50 RECEIVED FROM THE MODERN WOODMEN OF AMERICA AS A DONATION MADE TO THE EMERGENCY MANAGEMENT AGENCY FOR THE FISCAL YEAR ENDING JUNE 30, 2021

WHEREAS, the Emergency Medical Agency (EMA) received a \$50 from the Modern Woodmen of America in being honored as a Hometown Hero for their efforts to serve the community, and;

WHEREAS, EMA wishes to expend those funds during the fiscal year, and;

NOW, THEREFORE; be it resolved by the Greene County Legislative Body meeting in regular session this 17th day of May, 2021, a quorum being present and a majority voting in the affirmative, that the budget be amended as below:

INCREASE BUDGETED REVENUE

48610	Donations	\$	50
Total Increase in Budgeted Revenues:		<u>\$</u>	<u>50</u>

INCREASE APPROPRIATIONS

54410	Civil Defense (EMA)	\$	50
355	Travel	\$	50
Total Increase in Appropriations		<u>\$</u>	<u>50</u>

Kevin C. Morrison
County Mayor

Budget and Finance Committee
Sponsor

Don Bryant
County Clerk

Roger A. Coulter
County Attorney

D.

**RESOLUTION E: A RESOLUTION OF THE GREENE COUNTY LEGISLATIVE
BODY APPROPRIATING \$44,138 TO EMERGENCY MEDICAL SERVICES
FOR FUNDS RECEIVED FROM THE SALE OF EQUIPMENT FOR THE
FISCAL YEAR ENDING JUNE 30, 2021**

A motion was made by Commissioner Crawford and seconded by Commissioner Bowers to approve a Resolution of the Greene County Legislative Body appropriating \$44,138 to Emergency Medical Services for funds received from the sale of equipment for the Fiscal Year ending June 30, 2021.

Mayor Morrison called the Commissioners to vote on their keypads. The following vote was taken: Commissioners Bible, Bowers, Burkey, Carpenter, Clemmer, Crawford, Dabbs, Kesterson, Lane, Lawing, Parton, Peters, Powell, Quillen, Shelton, Tucker, Waddle, and White voted yes. Commissioners Arrowood, Bryant, and Cobble were absent. The vote was 18 – aye; 0 – nay; and 3 – absent. The motion to approve the Resolution passed.

**A RESOLUTION OF THE GREENE COUNTY LEGISLATIVE BODY APPROPRIATING
\$44,138 TO EMERGENCY MEDICAL SERVICES FOR FUNDS RECEIVED FROM
THE SALE OF EQUIPMENT FOR THE FISCAL YEAR ENDING JUNE 30, 2021**

WHEREAS, the Greene County Emergency Medical Services Department (EMS) sold obsolete equipment for a total of forty-two thousand two hundred twenty-two dollars (\$42,222), and;

WHEREAS, EMS requests that the proceeds from the sale be appropriated to the department for Maintenance & Repair of Equipment, object code 336, and;

WHEREAS, EMS intends on purchasing a six (6) year maintenance agreement for four (4) power cots and four (4) power loads, and;

WHEREAS, purchasing the maintenance agreement now, EMS has been offered a 35% discount on the overall price of the contract realizing a savings of twenty-three thousand seven hundred sixty-six dollars (\$23,766), and;

NOW, THEREFORE; be it resolved by the Greene County Legislative Body meeting in regular session this 17th day of May, 2021, a quorum being present and a majority voting in the affirmative, that the budget be amended as below.

INCREASE IN REVENUES

44530 Sale of Equipment	\$ 42,222
Total Increase in Revenues	\$ 42,222

DECREASE IN UNASSIGNED FUND BALANCE

39000 Unassigned Fund Balance	\$ 1,916
Total Decrease in Unassigned Fund Balance	\$ 1,916

INCREASE IN APPROPRIATIONS

55130 EMERGENCY MEDICAL SERVICES	
336 Maint. & Repair - Equipment	\$ 44,138
Total Increase in EMS Appropriations	\$ 44,138


County Mayor

Budget and Finance Committee
Sponsor


County Clerk


County Attorney

E.

**RESOLUTION F: A RESOLUTION OF THE GREENE COUNTY LEGISLATIVE
BODY APPROPRIATING \$13,109 TO THE SHERIFF'S DEPARTMENT FOR
FUNDS RECEIVED FROM VARIOUS SOURCES FOR THE FISCAL YEAR
ENDING JUNE 30, 2021**

A motion was made by Commissioner Clemmer and seconded by Commissioner Parton to approve a Resolution of the Greene County Legislative Body appropriating \$13,109 to the Sheriff's Department for funds received from various sources for the fiscal year ending June 30, 2021.

Mayor Morrison called the Commissioners to vote on their keypads. The following vote was taken: Commissioners Bible, Bowers, Burkey, Carpenter, Clemmer, Crawford, Dabbs, Kesterson, Lane, Lawing, Parton, Peters, Powell, Quillen, Shelton, Tucker, Waddle, and White voted yes. Commissioners Arrowood, Bryant, and Cobble were absent. The vote was 18 – aye; 0 – nay; and 3 – absent. The motion to approve the Resolution passed.

**A RESOLUTION OF THE GREENE COUNTY LEGISLATIVE BODY APPROPRIATING
\$13,109 TO THE SHERIFF'S DEPARTMENT FOR FUNDS RECEIVED FROM
VARIOUS SOURCES FOR THE FISCAL YEAR ENDING JUNE 30, 2021**

WHEREAS, the Greene County Sheriff's Department (Department) received four hundred twenty-five dollars (\$425) from an inmate who damaged a camera belonging to the Department, and;

WHEREAS, the Department received proceeds totaling eight hundred eighty-five dollars (\$885) from the sale of recycled materials, and;

WHEREAS, the Department received two hundred seventy-nine dollars (\$279) from the sale of used pallets, and;

WHEREAS, the Department received ten thousand nine hundred seventy dollars (\$10,970) from the sale of surplus vehicles and equipment, and;

WHEREAS, the Department received five hundred fifty dollars (\$550) in restitution from an individual who damaged a departmental vehicle in a traffic accident, and;

NOW, THEREFORE; be it resolved by the Greene County Legislative Body meeting in regular session this 17th day of May, 2021, a quorum being present and a majority voting in the affirmative, that the budget be amended as below.

INCREASE IN REVENUES

42210 Fines	\$ 425
44145 Sale of Recycled Materials	885
44170 Miscellaneous Refunds	279
44530 Sale of Equipment	10,970
49700 Insurance Recovery	550
Total Increase in Revenues	\$ 13,109

INCREASE IN APPROPRIATIONS


54410 SHERIFF'S DEPARTMENT	
716 Law Enforcement Equipment	\$ 2,980
Total Increase in Sheriff Dept Appropriations	\$ 2,980
 54120 SPECIAL PATROLS	
718 Motor Vehicles	\$ 10,129
Total Increase in Special Patrols Appropriations	\$ 10,129
 Total Increase in Appropriations	 \$ 13,109

F.

A RESOLUTION OF THE GREENE COUNTY LEGISLATIVE BODY APPROPRIATING
\$13,109 TO THE SHERIFF'S DEPARTMENT FOR FUNDS RECEIVED FROM
VARIOUS SOURCES FOR THE FISCAL YEAR ENDING JUNE 30, 2021


County Mayor

Budget and Finance Committee
Sponsor


County Clerk


County Attorney

RESOLUTION G: A RESOLUTON TO APPROPRIATE \$166,251 TO
PURCHASE A FULL BODY SECURITY SCANNING SYSTEM AT THE
GREENE COUNTY WORKHOUSE FOR FISCAL YEAR ENDING JUNE 30, 2021

A motion was made by Commissioner Crawford and seconded by Commissioner Dabbs to approve a Resolution to appropriate \$166,251 to purchase a full body security scanning system at the Greene County Workhouse for fiscal year ending June 30, 2021.

Greene County Sheriff Wesley Holt stated that the funds to purchase the full body security scanning system at the Greene County Workhouse was coming out of restricted surplus funds.

Mayor Morrison called the Commissioners to vote on their keypads. The following vote was taken: Commissioners Bible, Bowers, Burkey, Carpenter, Clemmer, Crawford, Dabbs, Kesterson, Lane, Lawing, Parton, Peters, Powell, Quillen, Shelton, Tucker, Waddle, and White voted yes. Commissioners Arrowood, Bryant, and Cobble were absent. The vote was 18 – aye; 0 – nay; and 3 – absent. The motion to approve the Resolution passed.

**A RESOLUTION TO APPROPRIATE \$166,251 TO PURCHASE A FULL BODY
SECURITY SCANNING SYSTEM AT THE GREENE COUNTY WORKHOUSE FOR
THE FISCAL YEAR ENDING JUNE 30, 2021**

WHEREAS, the Full Body Security Scanning System currently located at the Greene County Workhouse is no longer operable, and;

WHEREAS, to ensure the safety of the community and proceedings that take place at the Greene County Workhouse, it is imperative this system be replaced, and;

WHEREAS, the Greene County Sheriff's Department wishes to use funding from its restricted account to replace the Full Body Security Scanning System, and;

NOW, THEREFORE, BE IT RESOLVED, by the Greene County Legislative Body meeting in a regular session on this 17th day of May, 2021 a quorum being present and a majority voting in the affirmative, that the budget be amended as below:

DECREASE IN FUND BALANCE

34625 Committed for Public Safety	\$ 166,251
Total Decrease in Fund Balance	<u>\$ 166,251</u>

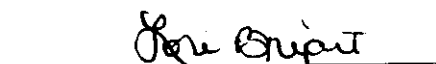
INCREASE IN APPROPRIATIONS

54210 JAIL	
790 Other Equipment	\$ 166,251
Total Increase in Jail Appropriations	<u>\$ 166,251</u>




County Mayor

Budget and Finance Committee
Sponsor



County Clerk



County Attorney

G.

RESOLUTION H: A RESOLUTION ALLOCATING THE PROCEEDS FROM
THE SALE OF SURPLUS VEHICLES AND EQUIPMENT ON GOV DEALS
TO THE HIGHWAY DEPARTMENT TO BE PLACED IN THE CAPITAL OUTLAY
FUND FOR MOTOR VEHICLES; FUND 131, ACCOUNT 68000-718

A motion was made by Commissioner Clemmer and seconded by Commissioner Quillen to approve a Resolution allocating the proceeds from the sale of surplus vehicles and equipment on GOV Deals to the Highway Department to be placed in the Capital Outlay Fund for Motor Vehicles; Fund 131, Account 68000/718.

County Attorney Roger Woolsey stated that the Resolution needed to be amended on the amount to \$34,460.04 and does not call for an amendment since it is coming from the Highway Committee.

Mayor Morrison called the Commissioners to vote on their keypads. The following vote was taken: Commissioners Bible, Bowers, Burkey, Carpenter, Clemmer, Crawford, Dabbs, Kesterson, Lane, Lawing, Parton, Peters, Powell, Quillen, Shelton, Tucker, Waddle, and White voted yes. Commissioner Arrowood, Bryant, and Cobble were absent.

The vote was 18 – aye; 0 – nay; and 3 absent. The motion to approve the Resolution passed.

**RESOLUTION ALLOCATING THE PROCEEDS FROM THE SALE OF
SURPLUS VEHICLES AND EQUIPMENT ON GOV DEALS TO THE HIGHWAY
DEPARTMENT TO BE PLACED IN THE CAPITAL OUTLAY FUND FOR MOTOR
VEHICLES; FUND 131, ACCOUNT 68000-718**

WHEREAS, the Greene County Highway Department through the Purchasing Director has sold on Gov Deals certain vehicles and equipment (attached as collective Exhibit A) which previously had been declared surplus by the Greene County Legislative Body; and


WHEREAS, the Highway Department has requested that those proceeds of \$33,460.04 generated from the sale of those surplus vehicles and equipment be appropriated by the Greene County Legislative Body to the Highway Department into its Capital Outlay Fund for motor vehicles; Fund 131, Account 68000-718; and


WHEREAS, the Highway Department has expressed its intent to utilize those proceeds from the sale of the vehicles and equipment to update its fleet and buy motor vehicles for the Highway Department.

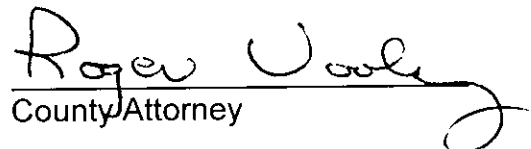
NOW, THEREFORE; be it resolved by the Greene County Legislative Body meeting in regular session this 17th day of May 2021, a quorum being present and a majority voting in the affirmative, that those proceeds totaling \$33,460.04 received from the sale of Highway Department surplus vehicles and equipment be appropriated to the Highway Department into its Capital Outlay Fund for motor vehicles; Fund 131, Account 68000-718 to buy motor vehicles for the Highway Department.

Greene County Attorney
Roger A. Woolsey
204 N. Cutler Street
Greeneville, TN 37745
Phone: 423-798-1779
Fax: 423-798-1781

Highway Committee
Sponsor


County Clerk


County Mayor


County Attorney

H

	A
1	Highway Dept. Gov Deals
2	\$ 410.00
3	\$ 384.00
4	\$ 386.00
5	\$ 363.00
6	\$ 32.01
7	\$ 44.00
8	\$ 125.00
9	\$ 160.03
10	\$ 325.00
11	\$ 1,051.00
12	\$ 7,333.00
13	\$ 9,701.00
14	\$ 8,800.00
15	\$ 746.00
16	\$ 3,600.00
17	\$ 33,460.04

Greene County Government, TN
204 N Cutler St
Ste 216
Greeneville, TN 37745-3847

Bill of Sale Date: 16 Apr 2021

Asset ID: 499

Bill of Sale Number: 4162021

Inventory ID: 2

Description of Property
KUBOTA LIFT ARMS

Award Amount
410.00

Asset Information



Year: 2020 Make/Brand: KUBOTA Model: M5-091 VIN/Serial:
Meter: Title Restriction: Not Applicable

Sale Information

Actual Sold Amount: USD \$410.00

Other Amount: USD \$0.00

Buyer's Premium: USD \$51.25

Tax Amount: USD \$39.97

BP Tax Amount: USD \$5.00

Total Amount: USD \$506.22

Paid On: 19 Apr 2021 Credit Card

Other Amount Description:

bob dahmer
5691 Hornsaway Dr
Winston Salem, NC 27104
USA
bdahminator@yahoo.com
3364133205

Asset is sold as is, where is and without warranty. Once the asset is removed from the seller's premises there is no refund of monies previously paid.

Buyer/Agent Signature: _____

Print Name: _____

Date: _____

Greene County Government, TN
204 N Cutler St
Ste 216
Greeneville, TN 37745-3847

Bill of Sale Date: 16 Apr 2021

Asset ID: 500


Bill of Sale Number: 4162021

Inventory ID: 3

Description of Property
KUBOTA LIFT ARMS

Award Amount
384.00

Asset Information



Year: 2020 Make/Brand: KUBOTA Model: M5-091 VIN/Serial:
Meter: Title Restriction: Not Applicable

Sale Information

Actual Sold Amount: USD
\$384.00

Other Amount: USD
\$0.00

Buyer's Premium: USD
\$48.00

Total Amount: USD
\$432.00

Paid On: 21 Apr 2021 Credit Card

Other Amount Description:

Jimmy posey
919 Big Hill Rd
Mooresburg, TN
37811-5314 USA
jodyposey1972@gmail.com
8653871549

Asset is sold as is, where is and without warranty. Once the asset is removed from the seller's premises there is no refund of monies previously paid.

Buyer/Agent Signature: _____
Print Name: _____
Date: _____

Greene County Government, TN
204 N Cutler St
Ste 216
Greeneville, TN 37745-3847

Bill of Sale Date: 16 Apr 2021

Asset ID: 501

Bill of Sale Number: 4162021

Inventory ID: 4

Description of Property
KUBOTA LIFT ARMS

Award Amount
386.00

Asset Information



Year: 2020

Make/Brand:

KUBOTA

Model: M5-091

VIN/Serial:

Meter:

Title Restriction:

Not Applicable

Sale Information

Actual Sold Amount: USD
\$386.00

Other Amount: USD
\$0.00

Buyer's Premium: USD
\$48.25

Total Amount: USD
\$434.25

Paid On: 19 Apr 2021 Credit Card

Other Amount Description:

Dale Bingham
1501 A A Barrett Rd
Shelby, NC 28150 USA
bingobhs08@gmail.com
7044355513

Asset is sold as is, where is and without warranty. Once the asset is removed from the seller's premises there is no refund of monies previously paid.

Buyer/Agent Signature: _____

Print Name: _____

Date: _____

Greene County Government, TN
204 N Cutler St
Ste 216
Greeneville, TN 37745-3847

Bill of Sale Date: 16 Apr 2021

Asset ID: 502

Bill of Sale Number: 4162021

Inventory ID: 5

Description of Property
KUBOTA LIFT ARMS

Award Amount
363.00

Asset Information



Year: 2020

Make/Brand:

KUBOTA

Model: M5-091

VIN/Serial:

Meter:

Title Restriction:

Not Applicable

Sale Information

Actual Sold Amount: USD \$363.00

Other Amount: USD \$0.00

Buyer's Premium: USD \$45.37

Total Amount: USD \$408.37

Paid On: 15 Apr 2021 PayPal

Other Amount Description:

thomas scott
285 Bill Bennett Rd
Johnson City, TN 37604
USA
scottfree4@embarqmail.com
4239156686

Asset is sold as is, where is and without warranty. Once the asset is removed from the seller's premises there is no refund of monies previously paid.

Buyer/Agent Signature: _____

Print Name: _____

Date: _____

Greene County Government, TN
204 N Cutler St
Ste 216
Greeneville, TN 37745-3847

Bill of Sale Date: 15 Apr 2021

Asset ID: 503

Bill of Sale Number: 4152021

Inventory ID: 4489

Description of Property
HEATERS

Award Amount
32.01

Asset Information



Year: Make/Brand: ATKEN Model: SH135231 VIN/Serial:
Meter: Title Restriction: Not Applicable

Sale Information

Actual Sold Amount: USD \$32.01

Other Amount: USD \$0.00

Buyer's Premium: USD \$4.00

Tax Amount: USD \$3.12

BP Tax Amount: USD \$0.39

Total Amount: USD \$39.52

Paid On: 16 Apr 2021 Credit Card

Other Amount Description:

william Goehl
844 Mountain View
Rd
Rogersville, TN
37857 USA
Jbgoehl@juno.com
4233983480

Asset is sold as is, where is and without warranty. Once the asset is removed from the seller's premises there is no refund of monies previously paid.

Buyer/Agent Signature: _____
Print Name: _____
Date: _____

Greene County Government, TN
204 N Cutler St
Ste 216
Greeneville, TN 37745-3847

Bill of Sale Date: 15 Apr 2021

Asset ID: 504

Bill of Sale Number: 4152021

Inventory ID: 4511

Description of Property
PAINT TOTES

Award Amount
44.00

Asset Information



Year: Make/Brand:

Model: VIN/Serial:

Meter: Title Restriction: Not Applicable

Sale Information

Actual Sold Amount: USD
\$44.00

Other Amount: USD
\$0.00

Buyer's Premium: USD
\$5.50

Total Amount: USD
\$49.50

Paid On: 20 Apr 2021 Credit Card

Other Amount Description:

vans auto sales
31380 Wilderness Rd
Jonesville, VA 24263
USA
vansauto73@gmail.com
2763463223

Asset is sold as is, where is and without warranty. Once the asset is removed from the seller's premises there is no refund of monies previously paid.

Buyer/Agent Signature: _____

Print Name: _____

Date: _____

Greene County Government, TN
204 N Cutler St
Ste 216
Greeneville, TN 37745-3847

Bill of Sale Date: 15 Apr 2021

Asset ID: 505

Bill of Sale Number: 4152021

Inventory ID: 4519

Description of Property

WONDER COAL WOOD STORE

Award Amount

125.00

Asset Information



Year: Make/Brand:

Model: 2897 VIN/Serial: 044814

Meter: Title Restriction: Not Applicable

Sale Information

Actual Sold Amount: USD \$125.00

Other Amount: USD \$0.00

Buyer's Premium: USD \$15.62

Tax Amount: USD \$12.19

BP Tax Amount: USD \$1.52

Total Amount: USD \$154.33

Paid On: 18 Apr 2021 PayPal

Other Amount Description:

Gilbert Cutshall
184 Adams and Corby Rd
Limestone, TN 37681 USA
warren.cutshall@yahoo.com
4234703654

Asset is sold as is, where is and without warranty. Once the asset is removed from the seller's premises there is no refund of monies previously paid.

Buyer/Agent Signature: _____

Print Name: _____

Date: _____

Greene County Government, TN
204 N Cutler St
Ste 216
Greeneville, TN 37745-3847

Bill of Sale Date: 15 Apr 2021

Asset ID: 506

Bill of Sale Number: 4152021

Inventory ID: 506

Description of Property
STHIL CHAINSAWS AND BLOWER

Award Amount
160.03

Asset Information



Year: **Make/Brand:** **Model:** 4503 **VIN/Serial:**
Meter: **Title Restriction:** Not Applicable

Sale Information

Actual Sold Amount: USD \$160.03

Other Amount: USD \$0.00

Buyer's Premium: USD \$20.00

Tax Amount: USD \$15.60

BP Tax Amount: USD \$1.95

Total Amount: USD \$197.58

Paid On: 19 Apr 2021 Credit Card

Other Amount Description:

Matthew Shedd
12052 N Radio Station Rd
Seneca, SC 29678 USA
walkerhunter07@yahoo.com
8645570986

Asset is sold as is, where is and without warranty. Once the asset is removed from the seller's premises there is no refund of monies previously paid.

Buyer/Agent Signature: _____
Print Name: _____
Date: _____

Greene County Government, TN
204 N Cutler St
Ste 216
Greeneville, TN 37745-3847

Bill of Sale Date: 15 Apr 2021

Asset ID: 507

Bill of Sale Number: 4152021

Inventory ID: 4517

Description of Property

USED ENGINE FOR CHEVROLET

Award Amount

325.00

Asset Information



Year: 1999

Make/Brand:

CHEVROLET

Model: K2500 VIN/Serial:

Meter:

Title Restriction:

Not Applicable

Sale Information

Actual Sold Amount: USD \$325.00

Other Amount: USD \$0.00

Buyer's Premium: USD \$40.62

Tax Amount: USD \$31.69

BP Tax Amount: USD \$3.96

Total Amount: USD \$401.27

Paid On: 14 Apr 2021 PayPal

Other Amount Description:

Raymond Taylor
17349 7th Street
MONTVERDE, FL
34756 USA
RAYONE37@aol.com
4074692584

Asset is sold as is, where is and without warranty. Once the asset is removed from the seller's premises there is no refund of monies previously paid.

Buyer/Agent Signature: _____

Print Name: _____

Date: _____

**Greene County Government, TN
204 N Cutler St
Ste 216
Greeneville, TN 37745-3847**

Bill of Sale Date: 11 May 2021

Asset ID: 518

Bill of Sale Number: 5112021

Inventory ID: 109

Description of Property

1991 Chevrolet C/K 3500 Reg. Cab 2WD

Award Amount

1051.00

Asset Information



Year: 1991

Make/Brand: Chevrolet

Model: C/K
3500

VIN/Serial: 1GBJC34K2ME158197

Meter: 188485
Miles

Title Not
Restriction: Applicable

Sale Information

Actual Sold Amount: USD \$1,051.00

Paid On: Not Paid

Other Amount: USD \$0.00

Other Amount Description:

Buyer's Premium: USD \$131.37

Total Amount: USD \$1,182.37

DAVE duvall
580 kinser park ln
greeneville, TN 37743
USA
Ddave338@aol.com
4237417888

Asset is sold as is, where is and without warranty. Once the asset is removed from the seller's premises there is no refund of monies previously paid.

Buyer/Agent Signature: _____

Print Name: _____

Date: _____

Greene County Government, TN
204 N Cutler St
Ste 216
Greeneville, TN 37745-3847

Bill of Sale Date: 11 May 2021

Asset ID: 516

Bill of Sale Number: 5112021

Inventory ID: 275

Description of Property

1999 Ford F-450 SD Regular Cab 2WD DRW

Award Amount

7333.00

Asset Information



Year: 1999

Make/Brand: Ford

Model: F-450
SD

VIN/Serial: 1FDXF46F9XEA98129

Meter: 162368
Miles

Title: Not
Restriction: Applicable

Sale Information

Actual Sold Amount: USD \$7,333.00

Other Amount: USD \$0.00

Buyer's Premium: USD \$916.62

Total Amount: USD \$8,249.62

Paid On: Not Paid

Other Amount Description:

choice one motors
3350 W 71st Pl
westminster, CO 80030
USA
Geogruenden@comcast.net
3033248545

Asset is sold as is, where is and without warranty. Once the asset is removed from the seller's premises there is no refund of monies previously paid.

Buyer/Agent Signature: _____

Print Name: _____

Date: _____

Greene County Government, TN
204 N Cutler St
Ste 216
Greeneville, TN 37745-3847

Bill of Sale Date: 11 May 2021

Bill of Sale Number: 5112021

Asset ID: 514

Inventory ID: 002

Description of Property
1995 Chevrolet C7H042

Award Amount
9701.00

Asset Information



Year: 1995

Make/Brand: Chevrolet

Model: C7H042 VIN/Serial: 1GBM7H1J4SJ108612

Meter: 268725
Miles

Title: Not
Restriction: Applicable

Sale Information

Actual Sold Amount: USD \$9,701.00

Paid On: Not Paid

Other Amount: USD \$0.00

Other Amount Description:

Buyer's Premium: USD \$1,212.62

Total Amount: USD \$10,913.62

Crystal Cloyd
135 Barnes Rd
Jonesborough, TN
37659 USA
c0wgirl31@aol.com
4237946166

Asset is sold as is, where is and without warranty. Once the asset is removed from the seller's premises there is no refund of monies previously paid.

Buyer/Agent Signature: _____

Print Name: _____

Date: _____

Greene County Government, TN
204 N Cutler St
Ste 216
Greeneville, TN 37745-3847

Bill of Sale Date: 11 May 2021

Asset ID: 515

Bill of Sale Number: 5112021

Inventory ID: 0010

Description of Property

1992 Mack CH613

Award Amount

8800.00

Asset Information



Year: 1992

Make/Brand: Mack

Model: CH613 VIN/Serial: 1M2AA12Y0NW017214

Meter: 158263
Miles

Title Not

Restriction: Applicable

Sale Information

Actual Sold Amount: USD \$8,800.00

Paid On: Not Paid

Other Amount: USD \$0.00

Other Amount Description:

Buyer's Premium: USD \$1,100.00

Total Amount: USD \$9,900.00

Lourdes brizard
17609 SW 140th Ct
Miami, FL 33177 USA
lourdes.brizard@gmail.com
7863143863

Asset is sold as is, where is and without warranty. Once the asset is removed from the seller's premises there is no refund of monies previously paid.

Buyer/Agent Signature: _____

Print Name: _____

Date: _____

Greene County Government, TN
204 N Cutler St
Ste 216
Greeneville, TN 37745-3847

Bill of Sale Date: 11 May 2021

Asset ID: 519

Bill of Sale Number: 5112021

Inventory ID: 000

Description of Property
DOVE TAIL BED

Award Amount
746.00

Asset Information



Year:

Make/Brand:

Model:

VIN/Serial:

Meter:

Title Restriction:

Not Applicable

Sale Information

Actual Sold Amount: USD \$746.00

Other Amount: USD \$0.00

Buyer's Premium: USD \$93.25

Tax Amount: USD \$72.74

BP Tax Amount: USD \$9.09

Total Amount: USD \$921.08

Paid On: Not Paid

Other Amount Description:

Ames Krebs
1561 Columbia Ave
Franklin, TN 37064-3818
USA
ames@franklinkubota.com
6158668629

Asset is sold as is, where is and without warranty. Once the asset is removed from the seller's premises there is no refund of monies previously paid.

Buyer/Agent Signature: _____

Print Name: _____

Date: _____

Greene County Government, TN
204 N Cutler St
Ste 216
Greeneville, TN 37745-3847

Bill of Sale Date: 11 May 2021

Asset ID: 517

Bill of Sale Number: 5112021

Inventory ID: 117

Description of Property

1996 International 4700

Award Amount

3600.00

Asset Information



Year: 1996 Make/Brand: International Model: 4700 VIN/Serial: 1HTSLABM2TH408529

Meter: Miles Title Restriction: Not Applicable

Sale Information

Actual Sold Amount: USD \$3,600.00

Other Amount: USD \$0.00

Buyer's Premium: USD \$450.00

Total Amount: USD \$4,050.00

Paid On: Not Paid

Other Amount Description:

Douglas Martinez
8450 Lazy Creek Ct
Springfield, VA 22153
USA
douglasm873@gmail.com
7035418807

Asset is sold as is, where is and without warranty. Once the asset is removed from the seller's premises there is no refund of monies previously paid.

Buyer/Agent Signature: _____

Print Name: _____

Date: _____

**RESOLUTION I: A RESOLUTION TO REIMBURSE FUNDING TO THE
GREENE COUNTY ROAD DEPARTMENT FROM NCRS FOR CREEK BANK
STABILIZATION ALONG COUNTY ROADS**

A motion was made by Commissioner Shelton and seconded by Commissioner Bowers to approve a Resolution to reimburse funding to the Greene County Road Department from NCRS for creek bank stabilization along County roads.

Mayor Morrison called for the Commissioners to vote on their keypads. The following vote was taken: Commissioners Bible, Bowers, Burkey, Carpenter, Clemmer, Crawford, Dabbs, Kesterson, Lane, Lawing, Parton, Peters, Powell, Quillen, Shelton, Tucker, Waddle, and White voted yes. Commissioners Arrowood, Bryant, and Cobble were absent. The vote was 18 – aye; 0 – nay; and 3 – absent. The motion to approve the Resolution passed.

**RESOLUTION TO ALLOCATE FUNDING RECEIVED FROM THE NATURAL
RESOURCES AND CONSERVATION SERVICE TO THE GREENE COUNTY
HIGHWAY DEPARTMENT FOR REIMBURSEMENT FOR EXPENSES INCURRED
BY THE DEPARTMENT FOR CREEK BANK STABILIZATION ALONG COUNTY
ROADS**

WHEREAS, the Greene County suffered extensive damage to creek banks along County roads in certain areas of Greene County during the flooding events in 2019; and

WHEREAS, the Greene County Highway Department has received notification that the Department will receive between \$45,000.00 to \$47,000.00 in reimbursements from the Natural Resources and Conservation Service (NRCS) for expenditures in equipment, materials, and labor that the Highway Department incurred for stabilization of creek banks along County roads; and

WHEREAS, when Greene County Government receives that funding for reimbursement as specified above, the Highway Department has requested that those reimbursed funds be deposited and allocated to the Highway capital outlay fund for motor vehicles Fund 131; Account 68000-718.

NOW, THEREFORE; be it resolved by the Greene County Legislative Body meeting in regular session this 17th day of May, 2021, a quorum being present and a majority voting in the affirmative, that NCRS funds between \$45,000.00 and \$47,000.00 received by the County as reimbursement for expenses incurred by the Greene County Highway Department for stabilization of creek banks along County roads be allocated to the Highway Department in the the Highway capital outlay fund for motor vehicles; Fund 131, Account 68000-718.

Highway Committee
Sponsor

John Bryant
County Clerk

Kevin C. Morrison
County Mayor

Roger A. Woolsey
County Attorney

I

Greene County Attorney

Roger A. Woolsey
204 N. Cutler Street
Greeneville, TN 37745
Phone: 423-798-1779
Fax: 423-798-1781

OTHER BUSINESS

Mayor Morrison gave an update and report on the grant application for the Greene County Range & Firearms Sports Complex and that Greene County has been awarded \$567,000 of grant funds.

ADJOURNMENT

A motion was made by Commissioner Bowers and seconded by Commissioner Shelton to adjourn the meeting.

Mayor Morrison announced that the deadline of Resolutions for the next Commission Meeting will be Thursday, June 10th at 12:00 p.m.

The next County Commission meeting will be Monday, June 21, 2021.

Commissioner Josh Kesterson had the Closing Prayer.

AGENDA
GREENE COUNTY LEGISLATIVE BODY
Monday, May 17, 2021
6:00 P.M.

The Greene County Commission will meet at the Greene County Courthouse on Monday, May 17, 2021 beginning at 6:00 p.m. in the Criminal Courtroom (Top Floor) in the Courthouse.

Call to Order

- *Invocation - Commissioner Josh Arrowood
- *Pledge to Flag - Commissioner George Clemmer
- *Roll Call

Public Hearing

- Joel Hausser and Merri Younce with Rural Resources

Proclamation

- In honor of EMS Week
- In honor of National Skilled Nursing Care Week
- In honor of National Law Enforcement Week

Approval of Prior Minutes

Reports

- Financial Report from Board of Education
- Reports from Solid Waste Dept.
- Committee Minutes
- Highway Department Road List

Election of Notaries

Old Business

Resolutions

- A. A resolution to amend the Greene County Schools budget for changes in revenues and expenditures for the Fiscal Year 2020-2021 (The General Purpose School Fund)
- B. A resolution to allow the Greene County Mayor to apply for the Coronavirus Emergency Supplemental Fundings Program Grant for the Fiscal Year ending June 30, 2021
- C. A resolution of the Greene County Legislative Body authorizing the appropriation of up to \$15,274 from the Capital Projects Fund - #171 for the replacement of obsolete Chancery Court computer equipment for FYE June 30, 2021
- D. A resolution to budget \$50 received from the Modern Woodmen of America as a donation made to the Emergency Management Agency for the Fiscal Year ending June 30, 2021
- E. A resolution of the Greene County Legislative Body appropriating \$44,138 to Emergency Medical Services for funds received from the sale of equipment for the Fiscal Year ending June 30, 2021
- F. A resolution of the Greene County Legislative Body appropriating \$13,109 to the Sheriff's Department for funds received from various sources for the Fiscal Year ending June 30, 2021
- G. A resolution to appropriate \$166,251 to purchase a full body security scanning system at the Greene County Workhouse for Fiscal Year ending June 30, 2021
- H. A resolution allocating the proceeds from the sale of surplus vehicles and equipment on Gov Deals to the Highway Department to be placed in the Capital Outlay Fund for motor vehicles; Fund 131, Account 68000-718
- I. A resolution to reimburse funding to the Greene County Road Department from NCRS for creek bank stabilization along County roads

Other Business

- Mayor Morrison to give an update and report on the grant application for the Greene County Range & Firearms Sports Complex

Adjournment

Closing Prayer - Commissioner Josh Kesterson

**** Deadline for submission of resolutions for the next Commission meeting will be Thursday, June 10th at 12:00 pm ****

THE NEXT COUNTY COMMISSION MEETING WILL BE MONDAY, JUNE 21, 2021