

**AGENDA**  
**GREENE COUNTY LEGISLATIVE BODY**  
Monday, May 17, 2021  
6:00 P.M.

The Greene County Commission will meet at the Greene County Courthouse on Monday, May 17, 2021 beginning at 6:00 p.m. in the Criminal Courtroom (Top Floor) in the Courthouse.

**Call to Order**

- \*Invocation - Commissioner Josh Arrowood
- \*Pledge to Flag - Commissioner George Clemmer
- \*Roll Call

**Public Hearing**

- Joel Hausser and Merri Younce with Rural Resources

**Proclamation**

- In honor of EMS Week
- In honor of National Skilled Nursing Care Week
- In honor of National Law Enforcement Week

**Approval of Prior Minutes**

**Reports**

- Financial Report from Board of Education
- Reports from Solid Waste Dept.
- Committee Minutes
- Highway Department Road List

**Election of Notaries**

**Old Business**

**Resolutions**

- A. A resolution to amend the Greene County Schools budget for changes in revenues and expenditures for the Fiscal Year 2020-2021 (The General Purpose School Fund)
- B. A resolution to allow the Greene County Mayor to apply for the Coronavirus Emergency Supplemental Fundings Program Grant for the Fiscal Year ending June 30, 2021
- C. A resolution of the Greene County Legislative Body authorizing the appropriation of up to \$15,274 from the Capital Projects Fund - #171 for the replacement of obsolete Chancery Court computer equipment for FYE June 30, 2021
- D. A resolution to budget \$50 received from the Modern Woodmen of America as a donation made to the Emergency Management Agency for the Fiscal Year ending June 30, 2021
- E. A resolution of the Greene County Legislative Body appropriating \$44,138 to Emergency Medical Services for funds received from the sale of equipment for the Fiscal Year ending June 30, 2021
- F. A resolution of the Greene County Legislative Body appropriating \$13,109 to the Sheriff's Department for funds received from various sources for the Fiscal Year ending June 30, 2021
- G. A resolution to appropriate \$166,251 to purchase a full body security scanning system at the Greene County Workhouse for Fiscal Year ending June 30, 2021
- H. A resolution allocating the proceeds from the sale of surplus vehicles and equipment on Gov Deals to the Highway Department to be placed in the Capital Outlay Fund for motor vehicles; Fund 131, Account 68000-718
- I. A resolution to reimburse funding to the Greene County Road Department from NCRS for creek bank stabilization along County roads

**Other Business**

- Mayor Morrison to give an update and report on the grant application for the Greene County Range & Firearms Sports Complex

**Adjournment**

Closing Prayer - Commissioner Josh Kesterson

**\*\* Deadline for submission of resolutions for the next Commission meeting will be Thursday, June 10<sup>th</sup> at 12:00 pm \*\***

**THE NEXT COUNTY COMMISSION MEETING WILL BE MONDAY, JUNE 21, 2021**

**REGULAR COUNTY COMMITTEE MEETINGS**

<b><u>MAY2021</u></b>			
MONDAY, MAY 3	5:00 P.M.	EDUCATION COMMITTEE	CENTRAL SCHOOL OFFICE
WEDNESDAY, MAY 5	1:00 P.M.	BUDGET & FINANCE	ANNEX
MONDAY, MAY 10	6:00 P.M.	HIGHWAY COMMITTEE	HIGHWAY DEPT.
TUESDAY, MAY 11	1:00 P.M.	PLANNING	ANNEX
TUESDAY, MAY 11	3:30 P.M.	911 BOARD	ANNEX
WEDNESDAY, MAY 12	3:00 P.M.	ANIMAL CONTROL	ANNEX
THURSDAY, MAY 13	9-11:00 A.M.	CONGRESSWOMAN HARSHBARGER'S FIELD REP	ANNEX
<b>MONDAY, MAY 17</b>	<b>6:00 P.M.</b>	<b>COUNTY COMMISSION</b>	<b>COURTHOUSE</b>
MONDY, MAY 24	3:00 P.M.	KINSER PARK COMMITTEE	KINSER PARK
TUESDAY, MAY 25	8:30 A.M.	ZONING APPEALS (IF NEEDED)	ANNEX
WEDNESDAY, MAY 26	8:30 A.M.	INSURANCE	ANNEX
THURSDAY, MAY 27	10-12:00 P.M.	SEN. HAGERTY'S FIELD REP	ANNEX
<b>MONDAY, MAY 31</b>	<b>HOLIDAY</b>	<b>ALL OFFICES CLOSED</b>	<b>COURTHOUSE &amp; ANNEX</b>
<b><u>JUNE2021</u></b>			
<b>JUNE 1 THROUGH JUNE 14</b>			
TUESDAY, JUNE 1	5:00 P.M.	EDUCATION COMMITTEE	ANNEX
WEDNESDAY, JUNE 2	1:00 P.M.	BUDGET & FINANCE	CENTRAL SCHOOL OFFICE
TUESDAY, JUNE 8	8:00 A.M.	RANGE COMMITTEE	ANNEX DOWNSTAIRS
TUESDAY, JUNE 8	1:30 P.M.	PLANNING	ANNEX DOWNSTAIRS
TUESDAY, JUNE 8	3:30 P.M.	911 BOARD	ANNEX DOWNSTAIRS
THURSDAY, JUNE 3	9-11:00 A.M.	CONGRESSWOMAN HARSHBARGER'S FIELD REP	ANNEX - CLERK'S ROOM
THURSDAY, JUNE 3	3:30 P.M.	PROPERTY SALES COMMITTEE	ANNEX DOWNSTAIRS
<b>MONDAY, JUNE 21</b>	<b>6:00 P.M.</b>	<b>COUNTY COMMISSION</b>	<b>COURTHOUSE</b>
TUESDAY, JUNE 22	8:30 A.M.	ZONING APPEALS (IF NEEDED)	ANNEX
WEDNESDAY, JUNE 23	8:30 A.M.	INSURANCE	ANNEX
THURSDAY, JUNE 24	10-12:00 P.M.	SEN. HAGERTY'S FIELD REP	ANNEX

**\*\*THIS CALENDAR IS SUBJECT TO CHANGE\*\***

**PROCLAMATION FOR  
EMS WEEK**

WHEREAS, Emergency Medical Services is a vital public service; and

WHEREAS, the members of Emergency Medical Services teams are always ready to provide advanced lifesaving care to those in need 24 hours a day, seven days a week; and

WHEREAS, quick access to quality emergency care dramatically improves the survival and recovery rate of those who experience sudden illness or injury; and

WHEREAS, the Emergency Medical Services system comprises a vital network of first responders, emergency medical technicians, paramedics, firefighters, rescue squad technicians, educators, administrators, emergency nurses, emergency physicians, and others; and

WHEREAS, the members of Emergency Medical Services teams, whether career or volunteer, engage in thousands of hours of specialized training and continuing education to enhance their lifesaving skills; and

WHEREAS, it is of paramount importance to recognize the value and honor the accomplishments and service of Emergency Medical Services providers by designating Emergency Medical Services Week; now

*THEREFORE, We, Mayor Kevin Morrison of Greene County, and W.T. Daniels, Mayor of Greeneville, Tennessee join the Governor of the State of Tennessee and the President of the United States of America in recognition of these special workers and their service do hereby proclaim the week of May 16-22, 2021 as **EMERGENCY MEDICAL SERVICES WEEK** in Greene County Tennessee*

THIS THE 17<sup>th</sup> DAY OF MAY, 2021.

  
MAYOR OF GREENE COUNTY

\_\_\_\_\_  
MAYOR OF GREENEVILLE



A PROCLAMATION FOR  
NATIONAL SKILLED NURSING CARE WEEK

WHEREAS, Greeneville and Greene County has an approximate total population of more than 69,000 citizens, and, a large portion of our citizens are sixty (60) years old or older; and

WHEREAS, As each of us reaches a stage in life where we may need assistance with our medical, or living needs, it is a comfort to know that Greene County has many outstanding nursing homes and assisted living communities that will meet the needs of many of our elderly citizens; and

WHEREAS, It is also a comfort to all of us who have family members and relatives who may need the services of a nursing home or assisted living community, to know that these organizations are staffed with well-trained, caring, individuals who will give proper care and attention to those who deserve our best; and

WHEREAS, It is only fitting that this time should be set aside in order that we might honor the excellence of the work being done by the staff of our nursing home facilities throughout Greene County and throughout this Country; and

WHEREAS, At this time we wish to thank the employees who serve in various capacities in nursing home and assisted living facilities for caring for our elderly citizens, for sharing their time and energy and love with those who deserve our very best.

NOW, THEREFORE, We, Kevin Morrison, Mayor of Greene County, Tennessee, and W. T. Daniels, Mayor of the City of Greeneville, do hereby proclaim this week of May 9, 2021 to be NATIONAL SKILLED NURSING CARE WEEK and urge all of our citizens to show your appreciation to all nursing home and assisted living facility employees for their many contributions.

  
COUNTY MAYOR

10 May 2021  
DATE

  
CITY MAYOR

5/3/21  
DATE





**PROCLAMATION  
FOR  
NATIONAL LAW ENFORCEMENT WEEK**

WHEREAS, in 1962, President John F Kennedy signed a proclamation designating May 15 as Peace Officers Memorial Day and that week as Police Week; and

WHEREAS, today there are more than 900,000 sworn law enforcement officers now serving in the United States; and

WHEREAS, since the first recorded police death in 1791, there have been over 20,000 law enforcement officers killed in the line of duty. During the past 10 years alone, a total of 1,512 law enforcement officers died in the line of duty, an average of one death every 63 hours. In 2016, there were 143 officers killed in the line of duty; and

WHEREAS, our community is not void of these tragic statistics. We have recorded one Greeneville Police Department and seven Greene County Sheriff's Department officers as having lost their lives in the line of duty; and

WHEREAS, law enforcement officers are our guardians of safety and peace who play an important role vital to our way of life; and

WHEREAS, it is our responsibility to demonstrate to our law enforcement officers that the citizens of Greene County recognize the difficult career they have chosen; and

WHEREAS, it is appropriate to recognize the value and appreciation of all our law enforcement professionals; now

*THEREFORE, I, Kevin C. Morrison, Mayor of Greene County, do hereby proclaim the week of May 9-15, 2021 as NATIONAL LAW ENFORCEMENT WEEK in Greene County Tennessee*

THIS THE 17<sup>th</sup> DAY OF MAY, 2021.

  
Kevin Morrison, Greene County Mayor



STATE OF TENNESSEE  
COUNTY OF GREENE

GREENE COUNTY LEGISLATIVE BODY  
APRIL 19, 2021  
6:00 P.M.

The Greene County Legislative Body met at the Greene County Courthouse on Monday, April 19, 2021 beginning at 6:00 p.m. The meeting was available for a limited number of in person attendees (50 or less total) with alive Facebook feed broadcast through WGRV and also via ZOOM virtual meeting application for those that could not attend.

Mayor Morrison called the meeting to order to transact business that has lawfully come before the Honorable Body. Commissioner Brad Peters gave the innovation. Commissioner Lloyd "Hoot" Bowers led the Pledge to the Flag.

Voting was conducted by individual voice vote. Mayor Morrison called each Commissioner by name in alphabetical order, and each Commissioner stated their name and stated they were present. Greene County Clerk Lori Bryant recorded and checked off each Commissioner present and those who were absent.

Commissioners Arrowood, Bible, Bowers, Bryant, Carpenter, Cobble, Crawford, Dabbs, Kesterson, Lane, Lawing, Parton, Peters, Powell, Quillen, Shelton, Tucker, Waddle, and White were present. Commissioner Burkey was absent. There were 20 Commissioners present and 1 Commissioner absent.

## PROCLAMATION

### A PROCLAMATION IN HONOR OF TOMMY GREGG

Mayor Morrison announced the Proclamation honoring Tommy Gregg, Former Mayor of the Town of Mosheim for his immeasurable contributions, exceptional leadership, and extraordinary record of public service accomplishment to the Town of Mosheim and Greene County.

## PUBLIC HEARING

David McLain, Director of Greene County Board of Education, spoke to the Commission in regards to the programs offered at the T. Howard McNeese Educational Center, which has been moved to the former Glenwood Elementary School, which is now Glenwood Educational Center. David McLain explained that the only program they kept was the Bridges Program, which is Bridges to Success. He said they would be bringing 5 programs to the Glenwood Education Center, which will include carpentry (CTE), masonry, and partner with TCAP.

Mayor Morrison announced the following in attendance in person and via ZOOM: County Attorney Roger Woolsey, Erin Elmore, Kevin Swatsell, Roger Willett, Danny Lowery, Wesley Holt, David McLain, David Beverly, Lori Bryant, Janie Fincher, Crystal Jessee, Ken Little, Reid Seals, Chris Shepherd, Dan Armstrong, Fred Sams, Mel Seaton, Charles Morelock, Matthew Elmore, and Jim Green.

Commissioner Bowers spoke to the Commissioners with concerns from Greene County Citizens who are receiving monthly increases on their Comcast bills and having channels removed when they are not authorizing them to be removed. Commissioner Bowers asked Commissioners Peters if he had checked on the Urban Growth Boundary issue that Judy Sexton had addressed last month in the public hearing. Commissioner Peters explained that he had spoken to the members from the Town of Greeneville in regard to this matter. The Comcast issue and broadband internet access were also discussed by the Commissioners and County Mayor during the meeting.

Mayor Morrison announced that the tango tango application for the Greene County Constables was up and running, along with the digital radios for the SRO Officers, the Sheriff's Auxiliary Core, EMS, and the EMA.

Mayor Morrison announced if there was any constituent with a question/issue where they need to address the full commission should submit that question/issue to you (their Commissioner); and each Commissioner will be given an opportunity to have that question/issue addressed by the appropriate resource.

## APPROVAL OF PRIOR MINUTES

A motion was made by Commissioner Bowers and seconded by Commissioner Clemmer to approve the prior minutes.

Voting was conducted by individual voice vote. Mayor Morrison called the Commissioners by name in alphabetical order, and each Commissioner stated their name and how they voted. Commissioners Arrowood, Bible, Bowers, Bryant, Carpenter, Clemmer, Cobble, Crawford, Dabbs, Kesterson, Lane, Lawing, Parton, Peters, Powell, Quillen, Shelton, Tucker, Waddle, and White voted yes. Commissioner Burkey was absent. There were 20 – aye; 0 – nay; and 1 – absent. Mayor Morrison stated that the prior minutes were approved.

## REPORTS

### FINANCIAL REPORT FROM BOARD OF EDUCATION

### VETERAN'S REPORT

### REPORTS FROM SOLID WASTE DEPARTMENT

### COMMITTEE MINUTES

A motion was made by Commissioner Crawford and seconded by Commissioner Bowers to approve the Financial Report from the Board of Education, Veteran's Report, Reports from Solid Waste Department, and Committee Minutes.

Voting was conducted by individual voice vote. Mayor Morrison called each Commissioner by name in alphabetical order, and each Commissioner stated their name and stated their vote. Greene County Clerk Lori Bryant recorded and checked off each Commissioner as they voted. Commissioners Arrowood, Bible, Bowers, Bryant, Carpenter, Clemmer, Cobble, Crawford, Dabbs, Kesterson, Lane, Lawing, Parton, Peters, Powell, Quillen, Shelton, Tucker, Waddle, and White vote yes. Commissioner Burkey was absent. There were 20 – aye; 0 – nay, and 1 – absent. The motion to approve the Financial Report from Board of Education, Veteran's Report, Reports from Solid Waste Department and Committee Minutes were approved.

## ELECTION OF NOTARIES

Mayor Morrison read the list names requesting to be notaries to the Commission. A motion was made by Commissioner Clemmer and seconded by Commissioner Quillen to approve a notary list.

Voting was conducted by individual voice vote. Mayor Morrison called each Commissioner by name in alphabetical order and each Commissioner stated their name and stated their vote. Commissioners Arrowood, Bible, Bowers, Bryant, Carpenter, Clemmer, Cobble, Crawford, Dabbs, Kesterson, Lane, Lawing, Parton, Peters, Powell, Quillen, Shelton, Tucker, Waddle, and White voted yes. Commissioner Burkey was absent. There were 20 – aye; 0 – nay; and 1 – absent. The Commissioners voted in favor of the motion to approve the notary list passed.



RESOLUTON A: A RESOLUTION TO DECLARE COUNTY OWNED  
PROPERTY SURPLUS, OR UNUSABLE PURSUIT TO TCA 5-14-108

A motion was made by Commissioner Crawford and seconded by Commissioner Bowers to approve a Resolution to declare County owned property surplus, obsolete, or unusable pursuant to TCA 5-14-108.

Voting was conducted by voice vote. Mayor Morrison called each Commissioner by name in alphabetical order, and each Commissioner stated their name and stated their vote. Commissioners Arrowood, Bible, Bowers, Bryant, Carpenter, Clemmer, Cobble, Crawford, Dabbs, Kesterson, Lane, Lawing, Parton, Peters, Powell, Quillen, Shelton, Tucker, Waddle, and White voted yes. Commissioner Burkey was absent. There were 20 – aye; 0 – nay; and 1 – absent. The motion to approve the Resolution passed.

RESOLUTION B: A RESOLUTION OF THE GREENE COUNTY LEGISLATIVE BODY AUTHORIZING THE APPROPRIATION OF UP TO \$17,805 FROM THE GENERAL FUND CIRCUIT COURT RESTRICTED FUND BALANCE FOR THE PURCHASE OF COMPUTER EQUIPMENT FOR THE FYE JUNE 30, 2021

A motion was made by Commissioner Quillen and seconded by Commissioner Bowers to approve a Resolution of the Greene County Legislative Body authorizing the appropriation of up to \$17,805 from the General Fund Circuit Court Restricted Fund Balance for the purchase of computer equipment for the FYE June 30, 2021.

Voting was conducted by voice vote. Mayor Morrison called each Commissioner by name in alphabetical order, and each Commissioner stated their name and stated their vote. Commissioner Arrowood, Bible, Bowers, Bryant, Carpenter, Clemmer, Cobble, Crawford, Dabbs, Kesterson, Lane, Lawing, Parton, Peters, Powell, Quillen, Shelton, Tucker, Waddle, and White voted yes. Commissioner Burkey was absent. There were 20 – aye; 0 – nay; and 1 – absent. The motion to approve the Resolution passed.

RESOLUTION C: A RESOLUTION OF THE GREENE COUNTY LEGISLATIVE BODY AUTHORIZING THE APPROPRIATION OF UP TO \$1,000,000 FROM THE FUNDS ALLOCATED TO GREENE COUNTY FROM THE AMERICAN RESCUE PLAN TO REPLACE THE DOORS AND LOCKS FOR THE CELLS AND THE FIRE ALARM FOR THE GREENE COUNTY JAIL FOR FYE JUNE 30, 2021

A motion was made by Commissioner Bowers and seconded by Commissioner Crawford to approve a Resolution of the Greene County Legislative Body authorizing the appropriation of up to \$1,000,000 from the funds allocated to Greene County from the American Rescue Plan to replace the doors and locks for the cells and the fire alarm for the Greene County Jail for FYE June 30, 2021.

Voting was conducted by voice vote. Mayor Morrison called each Commissioner by name in alphabetical order, and each Commissioner stated their name and stated their vote. Commissioner Arrowood, Bible, Bowers, Bryant, Carpenter, Clemmer, Cobble, Crawford, Dabbs, Kesterson, Lane, Lawing, Parton, Peters, Powell, Quillen, Shelton, Tucker, Waddle, and White voted yes. Commissioner Burkey was absent. There were 20 – aye; 0 – nay; and 1 – absent. The motion to approve the Resolution passed.

RESOLUTION D: A RESOLUTION OF THE GREENE COUNTY LEGISLATIVE BODY AUTHORIZING THE APPROPRIATION OF UP \$1,403,162 FROM THE FUNDS ALLOCATED TO GREENE COUNTY FROM THE AMERICAN RESCUE PLAN TO SOLID WAST – FUND #116 FOR THE PURCHASE OF CAPITAL EQUIPMENT AND THE ADDITIONAL A MECHANIC AND ASSISTANT FOR THE FYE JUNE 30, 2021

A motion was made by Commissioner Quillen and seconded by Commissioner Dabbs to approve a Resolution of the Greene County Legislative Body authorizing the appropriation of up to \$1,403,162 from the funds allocated to Greene County from the American Rescue Plan to Solid Wast – Fund #116 for the purchase of capital equipment and the additional a mechanic and assistant for the FYE June 30, 2021.

Voting was conducted by voice vote. Mayor Morrison called each Commissioner by name in alphabetical order, and each Commissioner stated their name and stated their vote. Commissioners Arrowood, Bible, Bowers, Bryant, Carpenter, Clemmer, Cobble, Crawford, Dabbs, Kesterson, Lane, Lawing, Parton, Peters, Powell, Quillen, Shelton, Tucker, Waddle, and White vote yes. Commissioner Burkey was absent. There were 20 – aye; 0 – nay; and 1 – absent. The motion to approve the Resolution passed.

RESOLUTION E: A RESOLUTION IN SUPPORT OF DRUG DEALER  
LIABILITY ACT LAWSUIT

A motion was made by Commissioner Lawing and seconded by Commissioner Quillen to approve a Resolution in support of Drug Dealer Liability Act lawsuit.

A motion was made by Commissioner Bowers and seconded by Commissioner Dabbs to amend the Resolution, which was stated by County Attorney Roger Woolsey to add the language on paragraph 4, line 3, **“against in those defendants going forward,”** and adding language on paragraph 5, line 5, **“against in those defendants going forward, and adding Exhibit A, which is the retainer.”**

Voting was conducted by voice vote. Mayor Morrison called each Commissioner by name in alphabetical order, and each Commissioner stated their name and stated their vote. Commissioner Arrowood, Bible, Bowers, Bryant, Carpenter, Clemmer, Cobble, Crawford, Dabbs, Kesterson, Lane, Lawing, Parton, Peters, Powell, Quillen, Shelton, Tucker, Waddle, and White vote yes. Commissioner Burkey was absent. There were 20 – aye; 0 – nay; and 1 – absent. The motion to amend Resolution E passed.

Voting was conducted by voice vote. Mayor Morrison called each Commissioner by name in alphabetical order, and each Commissioner stated their name and stated their vote. Commissioner Arrowood, Bible, Bowers, Bryant, Carpenter, Clemmer, Cobble, Crawford, Dabbs, Kesterson, Lane, Lawing, Parton, Peters, Powell, Quillen, Shelton, Tucker, Waddle, and White voted yes. Commissioner Burkey was absent. There were 20 – aye; 0 – nay; and 1 absent. The motion to approve the Resolution E as amended passed.

## OTHER BUSINESS

Mayor Morrison asked if there was any further discussion concerning the Comcast issue? Commissioner Bryant asked Commissioner Quillen if the Cable Franchise Committee could contact our State Legislators in regards to the issues with Comcast? Commissioner Quillen stated that was a great idea to contact the State Representatives with this issue.

## ADJOURNMENT

A motion was made by Commissioner Bowers and seconded by Commissioner Carpenter to adjourn the April meeting.

Commissioner Jason Cobble gave the Closing Prayer.

Mayor Morrison announced that the deadline for submission of resolution for the next Commissioner Meeting will be Thursday, May 6<sup>th</sup> at 12:00 p.m.

The next County Commission meeting will be Monday, May 17, 2021

**Greene County Schools  
Financial Report  
March 31st, 2021**

---



Template Name: LGC Defined  
 Created by: Balance Sheet  
 (Landscape)

Greene County Board of Education  
 Balance Sheet (Landscape)  
 March 2021

User: Kayla Crawford  
 Date/Time: 4/8/2021 8:35 AM  
 Page 1 of 2

Fund : 141 General Purpose School

Account Number	Account Description	Assets	Balance
141-11130-	Cash In Bank		5,100.20
141-11140-	Cash With Trustee		14,974,460.29
141-11410-	Accounts Receivable		15,810.81
141-11430-	Due From Other Governments		545,158.79
141-11500-	Property Taxes Receivable		7,256,692.00
141-11510-	Allowance For Uncollectable Property Tax		(189,920.00)
141-14100-	Estimated Revenues		54,760,658.34
141-14200-	Unliquidated Encumbrances (Control)		624,908.54
141-14500-	Expenditures - Current Year (Control)		33,390,174.16
141-14600-	Exp Chgd To Reserve For Prior Yrs Enc		1,743,545.55
	<b>Total Assets</b>		<b>113,126,588.68</b>

**Total Assets and Deferred Outflows of Resources**

**Liabilities**

141-21100-	Accounts Payable		(356,933.25)
141-21310-	Income Tax Withheld And Unpaid		0.00
141-21320-	Social Security Tax		0.00
141-21325-	Employee Medicare Deduction		0.00
141-21330-	Retirement Contributions		(287.50)
141-21331-	401k Great West		1,834.20
141-21332-	Retirement Hybrid Stabl		(72.47)
141-21340-	Transamerica		49.67
141-21341-	Gr Co Teacher Ins		30,912.70
141-21342-	Usable Life		0.92
141-21343-	American Fidelity Ins		0.00
141-21344-	National Teachers Ins		0.00
141-21345-	Select Data - Flex Spending		0.00
141-21346-	Usable Accident		0.00
141-21348-	Corseco Health Ins		0.00
141-21349-	United Way		0.00
141-21350-	Comp Benefits		0.00
141-21351-	Combenefits Dental		85.13
141-21352-	Horace Mann Life Ins		0.00
141-21353-	Usable Cancer		0.00
141-21355-	Tennessee Farmers Life		0.00

Fund : 141	General Purpose School	Account Description	Balance
141-21357-	-	Modern Woodmen	0.00
141-21360-	-	Garnishments And Levies	(50.20)
141-21361-	-	Usuable Vol Life	0.00
141-21362-	-	Usable UI/104t	(0.01)
141-21364-	-	Usable Critical Illness	0.00
141-21365-	-	Health Savings Account	0.00
141-21366-	-	Trustmark	0.00
141-21370-	-	Usable Disability	0.00
141-21380-	-	Credit Union Deductions	100.00
141-21381-	-	Affac	1,470.08
141-21384-	-	Vallc Annuity	(1,347.92)
141-21385-	-	P.P.S.	0.00
141-21391-	-	Association Dues	1,628.80
141-21500-	-	Due To Other Funds	(250,000.00)
141-28100-	-	Appropriations (Control)	(54,760,658.34)
141-28500-	-	Revenues (Control)	(41,646,362.90)
141-28510-	-	Transfers From Other Funds (Control)	(2,670,000.00)
141-29940-	-	Deferred Current Property Taxes	(6,895,888.00)
141-29945-	-	Deferred Delinquent Property Taxes	(170,884.00)
141-29990-	-	Other Deferred/Unavailable Revenue	(538,417.56)
		<b>Total Liabilities</b>	<b>(107,254,820.65)</b>
141-34110-	-	Encumbrances - Current Year	(624,908.54)
141-34120-	-	Encumbrances - Prior Year	(2,120,358.26)
141-34560-	-	Restricted For Instruction - Career Ladder	252.17
141-34755-	-	Assigned For Education	(3,927.30)
141-34755-	-	Assigned For Education - Bridges To Success	(63,234.76)
141-34755-	-	Assigned For Education - Retirement Incentive	(782,779.22)
141-34770-	-	Assigned For Operation Of Non-Inst Ser - Extended School Program	(150,352.07)
141-39000-	-	Unassigned	(1,926,460.05)
141-39000-	-	Unassigned - Loan To 142	(200,000.00)
141-39000-	-	<b>Total Equities</b>	<b>(5,871,768.03)</b>
		<b>Total Liabilities, Deferred Inflows of Resources, and Fund Bala</b>	<b>(113,126,588.68)</b>
<b>Fund Totals:</b>	<b>141</b>	<b>General Purpose School</b>	<b>0.00</b>

Template Name LGC Defined  
 Created by: LGC  
 Revenue Statement  
 by Sub Fund

Greene County Board of Education  
 Statement of Revenues by Sub-Fund  
 March 2021

User: Kayla Crawford  
 Date/Time: 4/8/2021 8:38 AM  
 Page 1 of 2

Fund :	141	General Purpose School	Original Est	Amendments	Total Estimated	YTD Realized	Unrealized	Realized %	Current Revenue
40110		Current Property Tax	6,625,000.00	0.00	6,625,000.00	(6,545,321.88)	79,678.12	98.80%	(337,888.46)
40120		Trustee's Collectors- Prior YR	180,000.00	0.00	180,000.00	(187,925.42)	(7,925.42)	104.40%	(48,610.00)
40125		Trustee Collection Bankruptcy	2,000.00	0.00	2,000.00	(659.23)	(459.23)	329.62%	(5.33)
40130		Circuit Clerk	76,000.00	0.00	76,000.00	(61,469.98)	14,530.02	80.88%	(7,996.93)
40140		Interest & Penalty	65,000.00	0.00	65,000.00	(69,165.14)	(4,165.14)	106.41%	(17,061.64)
40150		Pick-Up Taxes	1,100.00	0.00	1,100.00	0.00	1,100.00	0.00%	0.00
40161		Payments in Lieu of Taxes TVA	6,000.00	0.00	6,000.00	(4,090.95)	1,909.05	68.18%	(454.55)
40162		Payments in Lieu of Taxes Local Utility	260,000.00	0.00	260,000.00	(233,607.87)	26,392.13	89.85%	(25,366.60)
40163		Payments in Lieu of Taxes Other	25,000.00	0.00	25,000.00	(6,312.23)	18,687.77	25.25%	(3,072.30)
40210		Local Option Sales Tax	6,000,000.00	0.00	6,000,000.00	(4,943,456.33)	1,056,543.67	82.39%	(602,988.21)
40275		Mix Drink Tax	5,000.00	0.00	5,000.00	(1,323.02)	3,676.98	26.46%	(30.25)
40320		Bank Excise Tax	20,000.00	0.00	20,000.00	(33,113.27)	(13,113.27)	165.57%	(33,113.27)
40390		Other Satory Local Taxes	400.00	0.00	400.00	(132.40)	267.60	33.10%	0.00
<b>40000</b>		<b>TOTAL LOCAL TAXES</b>	<b>13,263,700.00</b>	<b>0.00</b>	<b>13,263,700.00</b>	<b>(12,086,577.72)</b>	<b>1,177,122.28</b>	<b>91.13%</b>	<b>(1,076,587.54)</b>
41110		Marriage License	2,500.00	0.00	2,500.00	(1,625.65)	874.35	65.03%	(133.49)
<b>41000</b>		<b>TOTAL LICENSES AND PERMITS</b>	<b>2,500.00</b>	<b>0.00</b>	<b>2,500.00</b>	<b>(1,625.65)</b>	<b>874.35</b>	<b>65.03%</b>	<b>(133.49)</b>
43104		Sale of Electricity	6,000.00	0.00	6,000.00	(2,315.57)	3,684.43	38.59%	(785.37)
43380		Vending Machines	1,000.00	0.00	1,000.00	(4.34)	995.66	0.43%	0.00
43531		Transportation Other Systems	90,000.00	0.00	90,000.00	0.00	90,000.00	0.00%	0.00
43570		Receipts From Individual Schools	80,000.00	0.00	80,000.00	(10,379.10)	69,620.90	12.97%	(2,977.48)
43581		Community Service Fees-Child	202,524.00	0.00	202,524.00	(103,125.89)	99,398.11	50.92%	(54,765.94)
43583		TBI Criminal Background Check	1,000.00	0.00	1,000.00	(101.45)	898.55	10.15%	0.00
<b>43000</b>		<b>TOTAL CHARGES FOR CURRENT SERVICES</b>	<b>380,524.00</b>	<b>0.00</b>	<b>380,524.00</b>	<b>(115,926.35)</b>	<b>264,597.65</b>	<b>30.45%</b>	<b>(58,528.79)</b>
44110		Interest Earned	175,000.00	0.00	175,000.00	(27,147.64)	147,852.36	15.51%	(1,607.72)
44120		Lease/Rentals	20,000.00	25,000.00	45,000.00	(22,723.00)	22,277.00	50.50%	(3,014.25)
44145		Sale of Recycled Materials	3,000.00	0.00	3,000.00	(562.05)	2,437.95	18.74%	0.00
44170		Miscellaneous Refunds	125,000.00	55,000.00	180,000.00	(136,449.11)	43,550.89	75.81%	(26,434.79)
44530		Sale of Equipment	2,000.00	0.00	2,000.00	(2,882.87)	(882.87)	144.14%	0.00
44560		Damages Recovered From Individual	300.00	0.00	300.00	(114.49)	185.51	38.16%	0.00
44570		Contributions & Gifts	932,140.00	605,356.36	1,537,496.36	(710,022.14)	827,474.22	46.18%	(45,929.90)
44990		Other Local Revenues	22,000.00	0.00	22,000.00	(19,172.40)	2,827.60	87.15%	(2,529.68)
<b>44000</b>		<b>TOTAL OTHER LOCAL REVENUE</b>	<b>1,279,440.00</b>	<b>685,356.36</b>	<b>1,964,796.36</b>	<b>(919,073.70)</b>	<b>1,045,722.66</b>	<b>46.78%</b>	<b>(79,516.34)</b>

Template Name LGC Defined  
 Created by: LGC  
 Revenue Statement  
 by Sub Fund

Greene County Board of Education  
 Statement of Revenues by Sub-Fund  
 March 2021

User: Kayla Crawford  
 Date/Time: 4/8/2021 8:38 AM  
 Page 2 of 2

Fund :	141	General Purpose School	Original Est	Amendments	Total Estimated	YTD Realized	Unrealized	Realized %	Current Revenue
45511		Basic Education Program (BEP)	33,828,000.00	(105,500.00)	33,722,500.00	(26,927,500.00)	6,795,000.00	79.85%	(3,397,500.00)
45515		State Pre-K	1,402,896.00	11,716.85	1,414,612.85	(760,389.77)	654,223.08	53.75%	0.00
46550		Drivers Education	31,000.00	0.00	31,000.00	0.00	31,000.00	0.00%	0.00
46590		Other State Education Funds	294,000.00	(21,811.00)	303,439.00	(242,751.69)	9,954.98	96.34%	(30,343.96)
46591		LEAPS	81,250.00	0.00	50,000.00	(19,482.33)	81,250.00	0.00%	0.00
46594		Coordinated School Health Grant	100,000.00	0.00	100,000.00	(45,546.22)	54,453.78	45.55%	0.00
46595		Family Resource Grant	29,612.00	0.00	29,612.00	(9,478.91)	7,241.60	75.55%	0.00
46610		Stakewise Student Maint Sys (Sams)	0.00	0.00	0.00	(41,221.21)	(9,478.91)	No Budget	0.00
46790		Career Ladder Program	73,000.00	0.00	73,000.00	(41,221.21)	31,778.79	56.47%	0.00
46980		Other State Grants	0.00	18,196.00	18,196.00	(18,196.00)	0.00	100.00%	0.00
46981		Safe Schools Grant	3,170.00	0.00	3,170.00	(650.00)	2,520.00	20.50%	0.00
<b>46000</b>		<b>TOTAL STATE OF TENNESSEE</b>	<b>36,052,978.00</b>	<b>111,278.71</b>	<b>36,164,206.71</b>	<b>(28,433,459.65)</b>	<b>7,730,747.06</b>	<b>78.62%</b>	<b>(3,427,843.96)</b>
47143		Education of the Handicapped	5,000.00	35,000.00	40,000.00	(21,967.16)	18,032.84	54.92%	0.00
47590		Other Federal Through State	114,995.00	39,236.27	154,231.27	(32,349.06)	121,882.21	20.97%	(5,517.25)
47640		ROTC Reimbursement	50,000.00	0.00	50,000.00	(35,383.61)	14,616.39	70.77%	(5,182.18)
47680		Forest Service	10,000.00	0.00	10,000.00	0.00	10,000.00	0.00%	0.00
<b>47000</b>		<b>TOTAL FEDERAL GOVERNMENT</b>	<b>179,995.00</b>	<b>74,236.27</b>	<b>254,231.27</b>	<b>(89,689.83)</b>	<b>164,531.44</b>	<b>35.28%</b>	<b>(10,699.43)</b>
49800		Operating Transfers	30,000.00	2,700,700.00	2,730,700.00	(2,670,000.00)	60,700.00	97.78%	(1,400,000.00)
<b>49000</b>		<b>TOTAL OTHER SOURCES</b>	<b>30,000.00</b>	<b>2,700,700.00</b>	<b>2,730,700.00</b>	<b>(2,670,000.00)</b>	<b>60,700.00</b>	<b>97.78%</b>	<b>(1,400,000.00)</b>
<b>Total For Fund: 141</b>			<b>51,189,087.00</b>	<b>3,571,571.34</b>	<b>54,760,558.34</b>	<b>(44,316,362.90)</b>	<b>10,444,295.44</b>	<b>80.93%</b>	<b>(6,053,309.55)</b>

Template Name: LGC Defined  
 Created by: LGC

Greene County Board of Education  
 Statement of Expenditures Summary by Obj by Fund  
 March 2021

User: Kayla Crawford  
 Date/Time: 4/8/2021 9:14 AM  
 Page 1 of 14

Fund : 141 General Purpose School

Account Number	Account Description	Budget Amount	Budget Amendments	Amended Budget	Month-to-Date Expenditures	Year-to-Date Expenditures	Outstanding Encumbrances	Unencumbered Balance	% Of Budget Exp
<b>71100</b>									
116	Teachers	(17,458,547.00)	(274,422.00)	(17,732,969.00)	1,427,788.03	10,130,902.86	0.00	(7,602,066.14)	57.13 %
117	Career Ladder Program	(52,000.00)	0.00	(52,000.00)	3,731.70	26,621.90	0.00	(25,378.10)	51.20 %
127	Career Ladder Extended Contracts	(48,000.00)	0.00	(48,000.00)	0.00	10,825.00	0.00	(37,175.00)	22.55 %
163	Educational Assistants	(642,118.00)	0.00	(642,118.00)	54,882.02	438,603.21	0.00	(203,514.79)	68.31 %
189	Other Salaries & Wages	(55,992.00)	0.00	(55,992.00)	4,498.12	40,276.80	0.00	(15,715.20)	71.93 %
195	Certified Substitute Teachers	(70,000.00)	(71,530.00)	(141,530.00)	13,926.00	102,976.56	17,023.44	(21,530.00)	84.79 %
198	Non-Certified Substitute Teachers	(105,000.00)	50,000.00	(55,000.00)	8,715.24	40,641.07	14,358.93	0.00	100.00 %
201	Social Security	(1,139,663.00)	(16,399.00)	(1,156,062.00)	86,774.31	620,005.76	0.00	(536,056.24)	53.63 %
204	State Retirement	(1,717,818.00)	(30,368.00)	(1,748,186.00)	138,141.09	986,357.12	0.00	(761,828.88)	56.42 %
206	Life Insurance	(5,702.00)	(75.00)	(5,777.00)	465.52	4,215.15	0.00	(1,561.85)	72.96 %
207	Medical Insurance	(3,101,558.00)	(7,549.00)	(3,109,107.00)	266,142.92	2,384,497.22	0.00	(724,609.78)	76.69 %
208	Dental Insurance	(39,325.00)	(750.00)	(40,075.00)	2,729.00	9,008.00	0.00	(31,067.00)	22.48 %
210	Unemployment Compensation	(26,000.00)	1,821.00	(24,179.00)	0.00	24,178.78	0.00	(0.22)	100.00 %
212	Employer Medicare	(266,534.00)	(3,835.00)	(270,369.00)	20,359.01	145,371.74	0.00	(124,997.26)	53.77 %
217	Retirement - Hybrid Stabilization	(70,000.00)	0.00	(70,000.00)	7,256.58	51,167.37	0.00	(18,832.63)	73.10 %
312	Contracts With Private Agencies	0.00	5,000.00	5,000.00	4,592.00	11,890.00	0.00	16,890.00	-237.80 %
336	Maintenance And Repair Services-Equipm	(18,500.00)	0.00	(18,500.00)	366.00	6,313.18	0.00	(7,665.03)	58.57 %
399	Other Contracted Services	(95,300.00)	(255,000.00)	(350,300.00)	7,780.40	68,629.92	26,532.43	(255,137.65)	27.17 %
429	Instructional Supplies	(142,500.00)	0.00	(142,500.00)	397.67	113,397.10	3,807.50	(25,295.40)	82.25 %
430	Textbooks - Electronic	(5,000.00)	0.00	(5,000.00)	0.00	0.00	0.00	(5,000.00)	0.00 %
449	Textbooks - Bound	(225,000.00)	225,000.00	(50,000.00)	229,292.08	24,840.46	0.00	(25,159.54)	49.68 %
471	Software	(80,750.00)	0.00	(80,750.00)	0.00	32,200.00	0.00	(48,550.00)	39.88 %
499	Other Supplies And Materials	(36,100.00)	0.00	(36,100.00)	0.00	33,906.49	0.00	(2,193.51)	93.92 %
599	Other Charges	(97,008.00)	(16,821.00)	(113,829.00)	1,362.78	94,144.21	5,655.08	(14,029.71)	87.67 %
722	Regular Instruction Equipment	(47,500.00)	(350,351.00)	(397,851.00)	200,076.20	247,296.91	16,522.69	(134,031.40)	66.31 %
<b>Total 71100</b>		<b>(25,595,915.00)</b>	<b>(745,279.00)</b>	<b>(26,341,194.00)</b>	<b>2,479,276.67</b>	<b>15,648,266.81</b>	<b>88,421.86</b>	<b>(10,604,505.33)</b>	<b>59.74 %</b>
<b>71200</b>									
116	Teachers	(1,965,017.00)	44,578.00	(1,920,439.00)	160,606.72	1,139,778.19	0.00	(780,660.81)	59.35 %
117	Career Ladder Program	(4,000.00)	0.00	(4,000.00)	366.66	2,566.62	0.00	(1,433.38)	64.17 %
128	Homebound Teachers	(104,457.00)	31,819.00	(72,638.00)	5,305.47	47,749.23	0.00	(24,888.77)	65.74 %
163	Educational Assistants	(207,783.00)	0.00	(207,783.00)	11,957.97	114,392.56	0.00	(93,390.44)	55.05 %
171	Speech Pathologist	(367,226.00)	5,427.00	(361,799.00)	22,730.20	160,344.03	0.00	(201,454.97)	44.32 %
195	Certified Substitute Teachers	(5,000.00)	0.00	(5,000.00)	298.14	1,676.16	3,323.84	0.00	100.00 %

Template Name: LGC Defined  
 Created by: LGC

Greene County Board of Education  
 Statement of Expenditures Summary by Obj by Fund  
 March 2021

User: Kayla Crawford  
 Date/Time: 4/8/2021 9:14 AM  
 Page 2 of 14

Fund : 141 General Purpose School

Account Number	Account Description	Budget Amount	Budget Amendments	Amended Budget	Month-to-Date Expenditures	Year-to-Date Expenditures	Outstanding Encumbrances	Unencumbered Balance	% Of Budget Exp
<b>71200</b>									
198	Non-Certified Substitute Teachers	(7,000.00)	0.00	(7,000.00)	437.25	5,472.28	1,527.72	0.00	100.00 %
201	Social Security	(161,592.00)	5,238.00	(156,354.00)	11,186.73	81,425.94	0.00	(74,928.06)	52.08 %
204	State Retirement	(226,540.00)	8,591.00	(217,949.00)	17,625.22	126,963.72	0.00	(90,985.28)	58.25 %
206	Life Insurance	(965.00)	7.00	(958.00)	59.89	547.58	0.00	(410.42)	57.16 %
207	Medical Insurance	(396,938.00)	7,679.00	(389,259.00)	34,235.30	312,084.54	0.00	(77,174.46)	80.17 %
208	Dental Insurance	(5,500.00)	60.00	(5,440.00)	150.00	900.00	0.00	(4,540.00)	16.54 %
210	Unemployment Compensation	(2,250.00)	158.00	(2,092.00)	0.00	2,092.00	0.00	0.00	100.00 %
212	Employer Medicare	(38,221.00)	1,213.00	(37,008.00)	2,732.98	19,998.11	0.00	(17,009.89)	54.04 %
217	Retirement - Hybrid Stabilization	(8,000.00)	0.00	(8,000.00)	933.56	6,273.61	0.00	(1,726.39)	78.42 %
312	Contracts With Private Agencies	(12,000.00)	(32,010.00)	(44,010.00)	8,739.01	45,457.99	0.00	1,447.99	103.29 %
322	Evaluation And Testing	(500.00)	(275.00)	(775.00)	0.00	775.00	0.00	0.00	100.00 %
336	Maintenance And Repair Services-Equipm	(500.00)	0.00	(500.00)	0.00	65.00	0.00	(435.00)	13.00 %
399	Other Contracted Services	0.00	(23.00)	(23.00)	0.00	22.75	0.00	(0.25)	98.91 %
429	Instructional Supplies	(14,500.00)	(39,236.27)	(53,736.27)	623.92	3,917.56	2,692.33	(47,126.38)	12.30 %
499	Other Supplies And Materials	(3,750.00)	0.00	(3,750.00)	269.99	954.14	1,599.71	(1,196.15)	68.10 %
<b>Total 71200</b>		<b>(3,531,739.00)</b>	<b>33,225.73</b>	<b>(3,498,513.27)</b>	<b>278,259.01</b>	<b>2,073,457.01</b>	<b>9,143.60</b>	<b>(1,415,912.66)</b>	<b>59.53 %</b>
<b>71300</b>									
116	Teachers	(992,422.00)	19,749.00	(972,673.00)	80,804.88	634,756.55	0.00	(337,916.45)	65.26 %
117	Career Ladder Program	(3,000.00)	0.00	(3,000.00)	249.99	1,749.93	0.00	(1,250.07)	58.33 %
195	Certified Substitute Teachers	(2,500.00)	0.00	(2,500.00)	1,182.92	2,461.59	38.41	0.00	100.00 %
198	Non-Certified Substitute Teachers	(5,000.00)	0.00	(5,000.00)	1,606.26	3,557.40	1,442.60	0.00	100.00 %
201	Social Security	(62,181.00)	883.00	(61,298.00)	4,718.30	37,323.40	0.00	(23,974.60)	60.89 %
204	State Retirement	(86,282.00)	(3,660.00)	(89,942.00)	7,403.61	57,878.58	0.00	(32,063.42)	64.35 %
206	Life Insurance	(274.00)	(84.00)	(358.00)	22.58	203.66	0.00	(154.34)	56.89 %
207	Medical Insurance	(156,305.00)	3,584.00	(152,721.00)	12,820.31	114,314.78	0.00	(38,406.22)	74.85 %
208	Dental Insurance	(2,050.00)	0.00	(2,050.00)	0.00	0.00	0.00	(2,050.00)	0.00 %
210	Unemployment Compensation	(1,200.00)	84.00	(1,116.00)	0.00	1,116.00	0.00	0.00	100.00 %
212	Employer Medicare	(14,542.00)	207.00	(14,335.00)	1,103.47	8,728.87	0.00	(5,606.13)	60.89 %
217	Retirement - Hybrid Stabilization	(6,800.00)	(500.00)	(7,300.00)	560.95	4,563.70	0.00	(2,736.30)	62.52 %
311	Contracts With Other School Systems	(312,534.00)	0.00	(312,534.00)	0.00	228,428.25	0.00	(84,105.75)	73.09 %
336	Maintenance And Repair Services-Equipm	(1,000.00)	0.00	(1,000.00)	0.00	0.00	0.00	(1,000.00)	0.00 %
429	Instructional Supplies	(38,000.00)	0.00	(38,000.00)	3,085.81	16,258.98	14,044.85	(7,696.17)	79.75 %
499	Other Supplies And Materials	(3,000.00)	(12,000.00)	(15,000.00)	562.50	1,257.50	0.00	(13,742.50)	8.38 %

Template Name: LGC Defined  
 Created by: LGC

Greene County Board of Education  
 Statement of Expenditures Summary by Obj by Fund  
 March 2021

User:  
 Date/Time:

Kayla Crawford  
 4/8/2021 9:14 AM  
 Page 3 of 14

Fund : 141 General Purpose School

Account Number	Account Description	Budget Amount	Budget Amendments	Amended Budget	Month-to-Date Expenditures	Year-to-Date Expenditures	Outstanding Encumbrances	Unencumbered Balance	% Of Budget Exp
<b>71300</b>									
599	Other Charges	(3,000.00)	(26,196.00)	(29,196.00)	0.00	0.00	18,192.00	(11,004.00)	62.31 %
730	Vocational Instruction Equipment	(14,250.00)	5,000.00	(9,250.00)	0.00	289.14	1,000.00	(7,960.86)	13.94 %
<b>Total 71300</b>		<b>(1,704,340.00)</b>	<b>(12,933.00)</b>	<b>(1,717,273.00)</b>	<b>114,121.58</b>	<b>1,112,888.33</b>	<b>34,717.86</b>	<b>(569,666.61)</b>	<b>66.83 %</b>
<b>72110</b>									
105	Supervisor/Director	(45,295.00)	540.00	(44,755.00)	3,729.28	33,563.53	0.00	(11,191.47)	74.99 %
162	Clerical Personnel	(35,838.00)	0.00	(35,838.00)	2,756.80	27,568.00	0.00	(8,270.00)	76.92 %
189	Other Salaries & Wages	(26,996.00)	399.00	(26,597.00)	2,216.42	15,514.92	0.00	(11,082.08)	58.33 %
201	Social Security	(5,569.00)	(901.00)	(6,470.00)	519.22	4,626.11	0.00	(1,843.89)	71.50 %
204	State Retirement	(8,248.00)	(1,615.00)	(9,863.00)	803.61	6,970.21	0.00	(2,892.79)	70.67 %
206	Life Insurance	(22.00)	0.00	(22.00)	1.80	16.20	0.00	(5.80)	73.64 %
207	Medical Insurance	(11,495.00)	(100.00)	(11,595.00)	977.60	8,677.91	0.00	(2,917.09)	74.84 %
208	Dental Insurance	(225.00)	0.00	(225.00)	0.00	0.00	0.00	(225.00)	0.00 %
210	Unemployment Compensation	(150.00)	11.00	(139.00)	0.00	139.00	0.00	0.00	100.00 %
212	Employer Medicare	(1,302.48)	(338.00)	(1,640.48)	121.42	1,081.92	0.00	(558.56)	65.95 %
399	Other Contracted Services	(42,800.00)	0.00	(42,800.00)	0.00	37,913.01	0.00	(4,886.99)	88.58 %
499	Other Supplies And Materials	(200.00)	0.00	(200.00)	0.00	0.00	0.00	(200.00)	0.00 %
599	Other Charges	(100.00)	0.00	(100.00)	0.00	0.00	0.00	(100.00)	0.00 %
<b>Total 72110</b>		<b>(178,240.48)</b>	<b>(2,004.00)</b>	<b>(180,244.48)</b>	<b>11,126.15</b>	<b>136,070.81</b>	<b>0.00</b>	<b>(44,173.67)</b>	<b>75.49 %</b>
<b>72120</b>									
105	Supervisor/Director	(53,167.00)	786.00	(52,381.00)	5,249.70	36,747.90	0.00	(15,633.10)	70.16 %
131	Medical Personnel	(379,056.00)	811.00	(378,245.00)	35,510.26	305,488.88	0.00	(72,756.12)	80.76 %
189	Other Salaries & Wages	(10,627.00)	(6,373.00)	(17,000.00)	1,417.07	9,665.80	0.00	(7,334.20)	56.86 %
201	Social Security	(30,445.00)	(297.00)	(30,742.00)	2,360.69	19,901.45	0.00	(10,840.55)	64.74 %
204	State Retirement	(36,320.00)	885.00	(35,435.00)	3,172.65	26,340.48	0.00	(9,094.52)	74.33 %
206	Life Insurance	(259.00)	0.00	(259.00)	20.06	202.46	0.00	(56.54)	78.17 %
207	Medical Insurance	(131,106.00)	2,177.00	(128,929.00)	13,712.33	120,120.56	0.00	(8,808.44)	93.17 %
208	Dental Insurance	(2,150.00)	0.00	(2,150.00)	150.00	450.00	0.00	(1,700.00)	20.93 %
210	Unemployment Compensation	(450.00)	32.00	(418.00)	0.00	418.00	0.00	0.00	100.00 %
212	Employer Medicare	(7,120.00)	(1,563.00)	(8,683.00)	552.10	4,654.38	0.00	(4,028.62)	53.60 %
307	Communication	(1,596.00)	(404.00)	(2,000.00)	69.98	676.48	379.52	(944.00)	52.80 %
348	Postal Charges	(700.00)	300.00	(400.00)	0.00	0.00	0.00	(400.00)	0.00 %
355	Travel	(8,502.00)	1,696.00	(6,806.00)	269.31	1,636.45	0.00	(5,169.55)	24.04 %

Fund : 141 General Purpose School

Account Number	Account Description	Budget Amount	Budget Amendments	Amended Budget	Month-to-Date Expenditures	Year-to-Date Expenditures	Outstanding Encumbrances	Unencumbered Balance	% Of Budget Exp
<b>72120</b>									
399	Other Contracted Services	(6,150.00)	0.00	(6,150.00)	0.00	0.00	0.00	(6,150.00)	0.00 %
413	Drugs And Medical Supplies	(7,500.00)	0.00	(7,500.00)	0.00	1,876.08	0.00	(5,623.92)	25.01 %
499	Other Supplies And Materials	(11,800.00)	300.00	(11,500.00)	0.00	2,424.34	529.91	(8,545.75)	25.69 %
524	In-Service/Staff Development	(1,500.00)	1,200.00	(300.00)	0.00	105.50	6.00	(188.50)	37.17 %
599	Other Charges	(13,089.00)	3,589.00	(9,500.00)	1,560.84	5,581.69	714.87	(3,203.44)	66.28 %
735	Health Equipment	(6,000.00)	0.00	(6,000.00)	0.00	972.99	27.01	(5,000.00)	16.67 %
<b>Total 72120</b>		<b>(707,537.00)</b>	<b>3,139.00</b>	<b>(704,398.00)</b>	<b>64,044.99</b>	<b>537,263.44</b>	<b>1,657.31</b>	<b>(165,477.25)</b>	<b>76.51 %</b>
<b>72130</b>									
117	Career Ladder Program	(1,000.00)	0.00	(1,000.00)	83.33	583.31	0.00	(416.69)	58.33 %
123	Guidance Personnel	(767,391.00)	17,614.00	(749,777.00)	59,448.36	442,325.00	0.00	(307,452.00)	58.99 %
164	Attendants	(72,734.00)	0.00	(72,734.00)	7,373.92	55,306.48	0.00	(17,427.52)	76.04 %
195	Certified Substitute Teachers	(2,000.00)	0.00	(2,000.00)	0.00	0.00	2,000.00	0.00	100.00 %
198	Non-Certified Substitute Teachers	(2,000.00)	0.00	(2,000.00)	0.00	198.75	1,801.25	0.00	100.00 %
201	Social Security	(52,336.00)	1,092.00	(51,244.00)	3,961.93	29,539.84	0.00	(21,704.16)	57.65 %
204	State Retirement	(77,630.00)	1,776.00	(75,854.00)	6,166.78	46,012.76	0.00	(29,841.24)	60.66 %
206	Life Insurance	(288.00)	24.00	(264.00)	22.76	203.79	0.00	(60.21)	77.19 %
207	Medical Insurance	(137,577.00)	12,506.00	(125,071.00)	10,702.99	96,426.22	0.00	(28,644.78)	77.10 %
208	Dental Insurance	(3,500.00)	250.00	(3,250.00)	448.90	898.90	0.00	(2,351.10)	27.66 %
210	Unemployment Compensation	(500.00)	35.00	(465.00)	0.00	465.00	0.00	0.00	100.00 %
212	Employer Medicare	(12,240.00)	255.00	(11,985.00)	926.59	6,908.51	0.00	(5,076.49)	57.64 %
217	Retirement - Hybrid Stabilization	(2,500.00)	0.00	(2,500.00)	282.27	2,038.20	0.00	(461.80)	81.53 %
309	Contracts With Government Agencies	(210,000.00)	(52,500.00)	(262,500.00)	0.00	262,500.00	0.00	0.00	100.00 %
322	Evaluation And Testing	(30,000.00)	0.00	(30,000.00)	0.00	0.00	0.00	(30,000.00)	0.00 %
355	Travel	0.00	0.00	0.00	0.00	0.00	0.00	0.00	100.00 %
399	Other Contracted Services	(67,400.00)	(100,050.00)	(167,450.00)	6,666.00	36,422.33	0.00	(131,027.67)	21.75 %
499	Other Supplies And Materials	(2,850.00)	(470.90)	(3,320.90)	0.00	700.90	0.00	(2,620.00)	21.11 %
524	In-Service/Staff Development	(6,500.00)	3,115.00	(3,385.00)	0.00	0.00	0.00	(3,385.00)	0.00 %
599	Other Charges	(200.00)	(36,629.96)	(36,829.96)	20,109.49	21,193.63	1,767.12	(13,869.21)	62.34 %
790	Other Equipment	(200.00)	(117,976.00)	(118,176.00)	27,440.75	30,371.47	87,310.75	(493.78)	99.58 %
<b>Total 72130</b>		<b>(1,444,646.00)</b>	<b>(270,959.86)</b>	<b>(1,719,805.86)</b>	<b>143,634.07</b>	<b>1,032,095.09</b>	<b>92,879.12</b>	<b>(594,831.65)</b>	<b>65.41 %</b>
105	Supervisor/Director	(239,683.00)	3,900.00	(235,783.00)	12,566.49	165,128.43	0.00	(70,654.57)	70.03 %



Template Name: LGC Defined  
 Created by: LGC

Greene County Board of Education  
 Statement of Expenditures Summary by Obj by Fund  
 March 2021

User: Kayla Crawford  
 Date/Time: 4/8/2021 9:14 AM  
 Page 5 of 14

Fund : 141 General Purpose School

Account Number	Account Description	Budget Amount	Budget Amendments	Amended Budget	Month-to-Date Expenditures	Year-to-Date Expenditures	Outstanding Encumbrances	Unencumbered Balance	% Of Budget Exp
<b>72210</b>									
117	Career Ladder Program	(5,000.00)	0.00	(5,000.00)	424.23	2,969.61	0.00	(2,030.39)	59.39 %
129	Librarians	(807,478.00)	2,068.00	(805,410.00)	67,117.17	469,820.19	0.00	(335,589.81)	58.33 %
137	Education Media Personnel	(374,943.00)	3,282.00	(371,661.00)	28,848.31	278,939.44	0.00	(92,721.56)	75.05 %
162	Clerical Personnel	(36,376.00)	0.00	(36,376.00)	2,678.40	27,826.15	0.00	(8,549.85)	76.50 %
163	Educational Assistants	(36,928.00)	0.00	(36,928.00)	3,295.74	27,619.34	0.00	(9,308.66)	74.79 %
189	Other Salaries & Wages	(117,307.00)	(744.00)	(118,051.00)	9,837.59	78,700.72	0.00	(39,350.28)	66.67 %
195	Certified Substitute Teachers	(2,000.00)	0.00	(2,000.00)	0.00	768.54	1,231.46	0.00	100.00 %
198	Non-Certified Substitute Teachers	(5,000.00)	0.00	(5,000.00)	278.25	1,404.50	3,595.50	0.00	100.00 %
201	Social Security	(100,422.00)	1,049.00	(99,373.00)	7,109.87	60,363.95	0.00	(39,009.05)	60.74 %
204	State Retirement	(132,902.00)	1,744.00	(131,158.00)	11,740.34	97,758.22	0.00	(33,399.78)	74.53 %
206	Life Insurance	(475.00)	0.00	(475.00)	36.94	366.74	0.00	(108.26)	77.21 %
207	Medical Insurance	(226,097.00)	2,143.00	(223,954.00)	22,527.31	214,595.51	0.00	(9,358.49)	95.82 %
208	Dental Insurance	(3,000.00)	0.00	(3,000.00)	412.00	862.00	0.00	(2,138.00)	28.73 %
210	Unemployment Compensation	(900.00)	63.00	(837.00)	0.00	837.00	0.00	0.00	100.00 %
212	Employer Medicare	(23,485.00)	245.00	(23,240.00)	1,673.01	14,211.11	0.00	(9,028.89)	61.15 %
217	Retirement - Hybrid Stabilization	(1,000.00)	0.00	(1,000.00)	0.00	0.00	0.00	(1,000.00)	0.00 %
307	Communication	(6,800.00)	0.00	(6,800.00)	386.36	3,939.13	2,560.87	(300.00)	95.59 %
308	Consultants	(5,000.00)	0.00	(5,000.00)	0.00	0.00	0.00	(5,000.00)	0.00 %
336	Maintenance And Repair Services-Equipl	(100.00)	0.00	(100.00)	0.00	0.00	0.00	(100.00)	0.00 %
355	Travel	(23,750.00)	8,420.00	(15,330.00)	1,843.54	11,324.43	0.00	(4,005.57)	73.87 %
399	Other Contracted Services	(30,000.00)	0.00	(30,000.00)	0.00	12,202.72	0.00	(17,797.28)	40.68 %
432	Library Books/Media	(28,500.00)	0.00	(28,500.00)	0.00	23,783.00	0.00	(4,717.00)	83.45 %
499	Other Supplies And Materials	(10,000.00)	0.00	(10,000.00)	106.51	754.62	572.69	(8,672.69)	13.27 %
524	In-Service/Staff Development	(5,000.00)	0.00	(5,000.00)	0.00	626.99	0.00	(4,373.01)	12.54 %
599	Other Charges	(500.00)	0.00	(500.00)	0.00	0.00	0.00	(500.00)	0.00 %
790	Other Equipment	(1,000.00)	0.00	(1,000.00)	0.00	0.00	0.00	(1,000.00)	0.00 %
<b>Total 72210</b>		<b>(2,223,646.00)</b>	<b>22,170.00</b>	<b>(2,201,476.00)</b>	<b>170,882.06</b>	<b>1,494,802.34</b>	<b>7,960.52</b>	<b>(698,713.14)</b>	<b>68.26 %</b>
105	Supervisor/Director	(86,033.00)	1,085.00	(84,948.00)	7,078.91	63,710.19	0.00	(21,237.81)	75.00 %
117	Career Ladder Program	(3,000.00)	0.00	(3,000.00)	300.00	2,100.00	0.00	(900.00)	70.00 %
124	Psychological Personnel	(136,555.00)	1,500.00	(135,055.00)	8,967.26	73,898.08	0.00	(61,156.92)	54.72 %
135	Assessment Personnel	(65,273.00)	0.00	(65,273.00)	4,908.42	39,267.36	0.00	(26,005.64)	60.16 %
161	Secretary(S)	(35,131.00)	16,566.00	(18,565.00)	1,343.20	14,087.20	0.00	(4,477.80)	75.88 %

Template Name: LGC Defined  
 Created by: LGC

Greene County Board of Education  
 Statement of Expenditures Summary by Obj by Fund  
 March 2021

User: Kayla Crawford  
 Date/Time: 4/8/2021 9:14 AM  
 Page 6 of 14

Fund : 141 General Purpose School

Account Number	Account Description	Budget Amount	Budget Amendments	Amended Budget	Month-to-Date Expenditures	Year-to-Date Expenditures	Outstanding Encumbrances	Unencumbered Balance	% Of Budget Exp
<b>72220</b>									
189	Other Salaries & Wages	(68,684.00)	0.00	(68,684.00)	5,662.91	45,303.28	0.00	(23,380.72)	65.96 %
201	Social Security	(24,284.00)	1,089.00	(23,195.00)	1,655.57	14,097.25	0.00	(9,097.75)	60.78 %
204	State Retirement	(34,653.00)	2,370.00	(32,283.00)	2,568.41	21,398.04	0.00	(10,884.96)	66.28 %
206	Life Insurance	(86.00)	(4.00)	(90.00)	6.60	60.00	0.00	(30.00)	66.67 %
207	Medical Insurance	(46,700.00)	4,274.00	(42,426.00)	3,590.40	31,574.46	0.00	(10,851.54)	74.42 %
208	Dental Insurance	(750.00)	75.00	(675.00)	0.00	150.00	0.00	(525.00)	22.22 %
210	Unemployment Compensation	(150.00)	11.00	(139.00)	0.00	139.00	0.00	0.00	100.00 %
212	Employer Medicare	(5,679.00)	254.00	(5,425.00)	387.20	3,296.97	0.00	(2,128.03)	60.77 %
217	Retirement - Hybrid Stabilization	0.00	(2,725.00)	(2,725.00)	177.95	1,376.18	0.00	(1,348.82)	50.50 %
307	Communication	(1,500.00)	0.00	(1,500.00)	69.98	676.48	523.52	(300.00)	80.00 %
310	Contracts With Other Public Agencies	0.00	(4,400.00)	(4,400.00)	0.00	1,917.50	0.00	(2,482.50)	43.58 %
330	Operating Lease Payments	(550.00)	0.00	(550.00)	0.00	516.48	0.00	(33.52)	93.91 %
336	Maintenance And Repair Services-Equipm	(1,000.00)	0.00	(1,000.00)	750.00	884.80	0.00	(115.20)	88.48 %
355	Travel	(8,000.00)	0.00	(8,000.00)	732.69	5,280.67	874.83	(1,924.50)	75.94 %
399	Other Contracted Services	(4,400.00)	4,400.00	0.00	0.00	0.00	0.00	0.00	100.00 %
499	Other Supplies And Materials	(11,000.00)	0.00	(11,000.00)	1,068.68	5,513.93	463.95	(5,022.12)	54.34 %
524	In-Service/Staff Development	(1,400.00)	0.00	(1,400.00)	0.00	1,315.00	25.00	(60.00)	95.71 %
599	Other Charges	(2,500.00)	0.00	(2,500.00)	0.00	819.00	0.00	(1,681.00)	32.76 %
<b>Total 72220</b>		<b>(537,328.00)</b>	<b>24,495.00</b>	<b>(512,833.00)</b>	<b>39,288.18</b>	<b>327,301.87</b>	<b>1,867.30</b>	<b>(183,643.83)</b>	<b>64.19 %</b>
<b>72230</b>									
105	Supervisor/Director	(86,033.00)	1,000.00	(85,033.00)	7,078.91	63,710.19	0.00	(21,322.81)	74.92 %
117	Career Ladder Program	(1,000.00)	0.00	(1,000.00)	100.00	700.00	0.00	(300.00)	70.00 %
201	Social Security	(5,396.00)	0.00	(5,396.00)	442.79	3,977.26	0.00	(1,418.74)	73.71 %
204	State Retirement	(9,252.00)	0.00	(9,252.00)	737.27	6,614.89	0.00	(2,637.11)	71.50 %
206	Life Insurance	(14.00)	0.00	(14.00)	1.20	10.80	0.00	(3.20)	77.14 %
207	Medical Insurance	(7,220.00)	68.00	(7,152.00)	599.00	5,331.00	0.00	(1,821.00)	74.54 %
208	Dental Insurance	(150.00)	0.00	(150.00)	0.00	0.00	0.00	(150.00)	0.00 %
210	Unemployment Compensation	(34.00)	2.00	(32.00)	0.00	32.00	0.00	0.00	100.00 %
212	Employer Medicare	(1,262.00)	0.00	(1,262.00)	103.55	930.17	0.00	(331.83)	73.71 %
355	Travel	(5,500.00)	0.00	(5,500.00)	0.00	150.25	0.00	(5,349.75)	2.73 %
<b>Total 72230</b>		<b>(115,861.00)</b>	<b>1,070.00</b>	<b>(114,791.00)</b>	<b>9,062.72</b>	<b>81,456.56</b>	<b>0.00</b>	<b>(33,334.44)</b>	<b>70.96 %</b>
<b>72250</b>									
350	Internet Connectivity	(104,000.00)	0.00	(104,000.00)	98,500.80	98,500.80	0.00	(5,499.20)	94.71 %

Template Name: LGC Defined  
 Created by: LGC

Greene County Board of Education  
 Statement of Expenditures Summary by Obj by Fund  
 March 2021

User: Kayla Crawford  
 Date/Time: 4/8/2021 9:14 AM  
 Page 7 of 14

Account Number	Account Description	Budget Amount	Budget Amendments	Amended Budget	Month-to-Date Expenditures	Year-to-Date Expenditures	Outstanding Encumbrances	Unencumbered Balance	% Of Budget Exp
Fund : 141 General Purpose School									
72250									
470	Cabling	(10,000.00)	0.00	(10,000.00)	0.00	570.00	1,620.00	(7,810.00)	21.90 %
471	Software	(87,000.00)	(10,000.00)	(97,000.00)	0.00	50,297.02	2,016.07	(44,686.91)	53.93 %
<b>Total 72250</b>		<b>(201,000.00)</b>	<b>(10,000.00)</b>	<b>(211,000.00)</b>	<b>98,500.80</b>	<b>149,367.82</b>	<b>3,636.07</b>	<b>(57,996.11)</b>	<b>72.51 %</b>
72310									
118	Secretary To Board	(6,000.00)	0.00	(6,000.00)	500.00	5,500.00	0.00	(500.00)	91.67 %
186	Longevity Pay	(300,000.00)	0.00	(300,000.00)	0.00	191,563.15	0.00	(108,436.85)	63.85 %
191	Board And Committee Members Fees	(12,000.00)	0.00	(12,000.00)	0.00	4,025.00	0.00	(7,975.00)	33.54 %
201	Social Security	(19,716.00)	0.00	(19,716.00)	24.60	12,192.84	0.00	(7,523.16)	61.84 %
204	State Retirement	(626.00)	0.00	(626.00)	35.00	414.75	0.00	(211.25)	66.25 %
206	Life Insurance	(2,010.00)	0.00	(2,010.00)	153.94	900.32	0.00	(1,109.68)	44.79 %
207	Medical Insurance	(453,500.00)	9,950.00	(443,550.00)	53,820.77	276,590.81	0.00	(166,959.19)	62.36 %
212	Employer Medicare	(4,611.00)	0.00	(4,611.00)	5.75	2,901.89	0.00	(1,709.11)	62.93 %
305	Audit Services	(25,000.00)	(1,000.00)	(26,000.00)	0.00	26,000.00	0.00	0.00	100.00 %
320	Dues And Memberships	(10,100.00)	(4,950.00)	(15,050.00)	12,265.00	20,026.00	0.00	4,976.00	133.06 %
331	Legal Services	(25,000.00)	0.00	(25,000.00)	820.00	17,194.68	0.00	(7,805.32)	68.78 %
355	Travel	(15,000.00)	0.00	(15,000.00)	0.00	1,473.65	3,441.78	(10,084.57)	32.77 %
399	Other Contracted Services	(6,750.00)	0.00	(6,750.00)	0.00	4,250.00	0.00	(2,500.00)	62.96 %
510	Trustee's Commission	(300,000.00)	0.00	(300,000.00)	20,902.25	250,610.47	0.00	(49,389.53)	83.54 %
533	Criminal Investigation Of Applicants - Tbi	(12,500.00)	0.00	(12,500.00)	1,159.95	6,068.95	0.00	(6,431.05)	48.55 %
599	Other Charges	(8,000.00)	(4,000.00)	(12,000.00)	280.37	8,881.23	2,394.75	(724.02)	93.97 %
<b>Total 72310</b>		<b>(1,200,813.00)</b>	<b>0.00</b>	<b>(1,200,813.00)</b>	<b>89,967.63</b>	<b>828,593.74</b>	<b>5,836.53</b>	<b>(366,382.73)</b>	<b>69.49 %</b>
72320									
101	County Official/Administrative Officer	(109,166.00)	0.00	(109,166.00)	9,097.17	81,874.53	0.00	(27,291.47)	75.00 %
103	Assistant(S)	(134,240.00)	0.00	(134,240.00)	9,429.33	91,224.68	0.00	(43,015.32)	67.96 %
117	Career Ladder Program	(1,000.00)	0.00	(1,000.00)	0.00	0.00	0.00	(1,000.00)	0.00 %
162	Clerical Personnel	(32,240.00)	0.00	(32,240.00)	2,480.00	24,800.00	0.00	(7,440.00)	76.92 %
201	Social Security	(17,152.00)	0.00	(17,152.00)	850.84	10,757.67	0.00	(6,394.33)	62.72 %
204	State Retirement	(28,131.00)	0.00	(28,131.00)	1,490.88	18,342.51	0.00	(9,788.49)	65.20 %
206	Life Insurance	(58.00)	(10.00)	(68.00)	4.46	41.68	0.00	(26.32)	61.29 %
207	Medical Insurance	(41,000.00)	400.00	(40,600.00)	4,071.72	25,209.16	0.00	(15,390.84)	62.09 %
208	Dental Insurance	(600.00)	0.00	(600.00)	150.00	300.00	0.00	(300.00)	50.00 %
210	Unemployment Compensation	(140.00)	10.00	(130.00)	0.00	130.00	0.00	0.00	100.00 %
212	Employer Medicare	(4,011.00)	0.00	(4,011.00)	281.64	2,681.22	0.00	(1,329.78)	66.85 %



Template Name: LGC Defined  
 Created by: LGC

Greene County Board of Education  
 Statement of Expenditures Summary by Obj by Fund  
 March 2021

User: Kayla Crawford  
 Date/Time: 4/8/2021 9:14 AM  
 Page 9 of 14

Fund : 141	General Purpose School	Account Number	Account Description	Budget Amount	Budget Amendments	Amended Budget	Month-to-Date Expenditures	Year-to-Date Expenditures	Outstanding Encumbrances	Unencumbered Balance	% Of Budget Exp
<b>72510</b>											
105	Supervisor/Director			(62,000.00)	970.00	(61,030.00)	5,333.40	47,594.10	0.00	(13,435.90)	77.98 %
162	General Personnel			(184,163.00)	15,129.00	(169,034.00)	12,863.20	129,674.11	0.00	(39,359.89)	76.71 %
201	Social Security			(15,262.00)	1,313.00	(13,949.00)	1,048.38	10,128.44	0.00	(3,820.56)	72.61 %
204	State Retirement			(17,231.00)	919.00	(16,312.00)	1,061.96	12,196.98	0.00	(4,115.02)	74.77 %
206	Life Insurance			(79.00)	7.00	(72.00)	4.80	57.74	0.00	(14.26)	80.19 %
207	Medical Insurance			(45,641.00)	4,264.00	(41,377.00)	2,718.08	33,499.63	0.00	(7,877.37)	80.96 %
208	Dental Insurance			(825.00)	75.00	(750.00)	150.00	450.00	0.00	(300.00)	60.00 %
210	Unemployment Compensation			(140.00)	(40,000.00)	(40,140.00)	0.00	30,007.96	0.00	(10,132.04)	74.76 %
212	Employer Medicare			(3,569.00)	190.00	(3,379.00)	245.20	2,368.72	0.00	(1,010.28)	70.10 %
320	Dues And Memberships			(1,610.00)	0.00	(1,610.00)	0.00	220.00	0.00	(1,390.00)	13.66 %
336	Maintenance And Repair Services-Equipn			(1,000.00)	0.00	(1,000.00)	0.00	0.00	0.00	(1,000.00)	0.00 %
355	Travel			(4,400.00)	2,000.00	(2,400.00)	0.00	421.48	110.00	(1,868.52)	22.15 %
399	Other Contracted Services			(24,159.00)	(1,000.00)	(25,159.00)	0.00	6,764.85	0.00	(18,394.15)	26.89 %
411	Data Processing Supplies			(5,000.00)	0.00	(5,000.00)	0.00	635.90	1,164.10	(3,200.00)	36.00 %
435	Office Supplies			(2,000.00)	0.00	(2,000.00)	14.77	319.70	995.30	(665.00)	65.75 %
499	Other Supplies And Materials			(1,500.00)	0.00	(1,500.00)	323.13	1,246.77	23.23	(230.00)	84.67 %
599	Other Charges			(500.00)	0.00	(500.00)	11.99	380.00	0.00	(120.00)	76.00 %
701	Administration Equipment			(2,000.00)	(4,470.00)	(6,470.00)	435.15	5,021.15	0.00	(1,448.85)	77.61 %
<b>Total 72510</b>				<b>(371,079.00)</b>	<b>(20,603.00)</b>	<b>(391,682.00)</b>	<b>24,210.06</b>	<b>280,987.53</b>	<b>2,292.63</b>	<b>(108,401.84)</b>	<b>72.32 %</b>
<b>72610</b>											
166	Custodial Personnel			(925,636.00)	0.00	(925,636.00)	67,713.88	704,816.67	0.00	(220,819.33)	76.14 %
189	Other Salaries & Wages			(127,928.00)	0.00	(127,928.00)	10,868.38	101,312.29	0.00	(26,615.71)	79.19 %
201	Social Security			(65,631.00)	0.00	(65,631.00)	4,702.77	48,459.66	0.00	(17,171.34)	73.84 %
204	State Retirement			(69,635.00)	0.00	(69,635.00)	5,287.34	54,614.82	0.00	(15,020.18)	78.43 %
206	Life Insurance			(950.00)	0.00	(950.00)	40.24	432.71	0.00	(517.29)	45.55 %
207	Medical Insurance			(280,000.00)	2,568.00	(277,432.00)	23,173.08	231,010.58	0.00	(46,421.42)	83.27 %
208	Dental Insurance			(5,000.00)	0.00	(5,000.00)	150.00	450.00	0.00	(4,550.00)	9.00 %
210	Unemployment Compensation			(2,500.00)	1,75.00	(2,325.00)	0.00	2,325.00	0.00	0.00	100.00 %
212	Employer Medicare			(15,277.00)	0.00	(15,277.00)	1,099.89	11,333.25	0.00	(3,943.75)	74.19 %
336	Maintenance And Repair Services-Equipn			(5,000.00)	(10,050.00)	(15,050.00)	2,026.50	8,887.46	4,160.54	(2,002.00)	86.70 %
355	Travel			(4,000.00)	0.00	(4,000.00)	859.16	1,641.71	0.00	(2,358.29)	41.04 %
399	Other Contracted Services			(28,000.00)	0.00	(28,000.00)	1,698.00	18,404.13	8,078.87	(1,517.00)	94.58 %
410	Custodial Supplies			(114,000.00)	0.00	(114,000.00)	0.00	85,590.63	390.00	(28,019.37)	75.42 %

Template Name: LGC Defined  
 Created by: LGC

Greene County Board of Education  
 Statement of Expenditures Summary by Obj by Fund  
 March 2021

User: Kayla Crawford  
 Date/Time: 4/8/2021 9:14 AM  
 Page 10 of 14

Fund : 141 General Purpose School

Account Number	Account Description	Budget Amount	Budget Amendments	Amended Budget	Month-to-Date Expenditures	Year-to-Date Expenditures	Outstanding Encumbrances	Unencumbered Balance	% OF Budget Exp
<b>72610</b>									
415	Electricity	(1,000,000.00)		(990,000.00)	112,976.83	701,729.16	0.00	(288,270.84)	70.88 %
434	Natural Gas	(100,000.00)		(100,000.00)	25,828.41	85,535.28	0.00	(14,464.72)	85.54 %
454	Water And Sewer	(185,000.00)		(185,000.00)	16,368.09	105,664.79	0.00	(79,335.21)	57.12 %
499	Other Supplies And Materials	(5,000.00)		(5,000.00)	0.00	2,593.00	0.00	(2,407.00)	51.86 %
599	Other Charges	(1,000.00)		(950.00)	194.97	498.22	311.76	(140.02)	85.26 %
720	Plant Operation Equipment	(15,000.00)		(15,000.00)	0.00	0.00	359.98	(14,640.02)	2.40 %
<b>Total 72610</b>		<b>(2,949,557.00)</b>		<b>(2,946,814.00)</b>	<b>272,987.54</b>	<b>2,165,299.36</b>	<b>13,301.15</b>	<b>(768,213.49)</b>	<b>73.93 %</b>
<b>72620</b>									
105	Supervisor/Director	(57,263.00)		(57,263.00)	4,404.84	44,048.40	0.00	(13,214.60)	76.92 %
162	Clerical Personnel	(33,197.00)		(33,197.00)	2,533.60	25,536.00	0.00	(7,661.00)	76.92 %
167	Maintenance Personnel	(333,320.00)		(333,320.00)	22,880.00	228,800.00	0.00	(104,520.00)	68.64 %
201	Social Security	(26,275.00)		(26,275.00)	1,799.83	18,100.78	0.00	(8,174.22)	68.89 %
204	State Retirement	(29,665.00)		(29,665.00)	2,088.70	20,886.98	0.00	(8,778.02)	70.41 %
206	Life Insurance	(160.00)		(160.00)	12.00	120.00	0.00	(40.00)	75.00 %
207	Medical Insurance	(78,000.00)		(77,220.00)	7,862.78	67,499.06	0.00	(9,720.94)	87.41 %
208	Dental Insurance	(1,650.00)		(1,650.00)	0.00	300.00	0.00	(1,350.00)	18.18 %
210	Unemployment Compensation	(380.00)		(353.00)	0.00	353.00	0.00	0.00	100.00 %
212	Employer Medicare	(6,145.00)		(6,145.00)	420.93	4,233.27	0.00	(1,911.73)	68.89 %
307	Communication	(1,400.00)		(1,400.00)	47.98	463.81	536.19	(400.00)	71.43 %
329	Laundry Service	(5,000.00)		(5,000.00)	376.56	3,151.53	1,848.47	0.00	100.00 %
335	Maintenance And Repair Services-Buildin	(150,000.00)		(167,600.00)	14,012.13	152,490.53	15,106.23	(3,24)	100.00 %
336	Maintenance And Repair Services-Equipm	(50,000.00)		(30,000.00)	3,612.35	21,178.15	6,091.93	(2,729.92)	90.90 %
355	Travel	(500.00)		(500.00)	0.00	447.91	0.00	(52.09)	89.58 %
399	Other Contracted Services	(34,000.00)		(39,000.00)	795.12	26,557.85	12,045.59	(396.56)	98.98 %
418	Equipment And Machinery Parts	(15,000.00)		(15,000.00)	1,953.16	14,622.18	297.86	(79.96)	99.47 %
499	Other Supplies And Materials	(22,500.00)		(19,927.00)	595.77	11,293.44	7,480.89	(1,152.67)	94.22 %
599	Other Charges	(11,000.00)		(11,000.00)	1,437.35	6,237.45	4,216.15	(546.40)	95.03 %
717	Maintenance Equipment	(4,750.00)		(4,750.00)	0.00	0.00	0.00	(4,750.00)	0.00 %
<b>Total 72620</b>		<b>(860,205.00)</b>		<b>(859,425.00)</b>	<b>64,853.10</b>	<b>646,320.34</b>	<b>47,623.31</b>	<b>(165,481.35)</b>	<b>80.75 %</b>
<b>72710</b>									
142	Mechanic(S)	(233,280.00)		(233,280.00)	16,976.00	180,765.34	0.00	(52,514.66)	77.49 %
146	Bus Drivers	(1,026,675.00)		(1,026,675.00)	93,217.83	791,459.97	0.00	(235,215.03)	77.09 %

Template Name: LGC Defined  
 Created by: LGC

Greene County Board of Education  
 Statement of Expenditures Summary by Obj by Fund  
 March 2021

User: Kayla Crawford  
 Date/Time: 4/8/2021 9:14 AM  
 Page 11 of 14

Fund : 141 General Purpose School

Account Number	Account Description	Budget Amount	Budget Amendments	Amended Budget	Month-to-Date Expenditures	Year-to-Date Expenditures	Outstanding Encumbrances	Unencumbered Balance	% Of Budget Exp
<b>72710</b>									
189	Other Salaries & Wages	(184,329.00)	0.00	(184,329.00)	14,266.90	130,738.14	0.00	(53,590.86)	70.93 %
201	Social Security	(89,546.00)	0.00	(89,546.00)	7,362.84	65,645.00	0.00	(23,901.00)	73.31 %
204	State Retirement	(101,100.00)	1,400.00	(99,700.00)	8,530.37	76,189.73	0.00	(23,510.27)	76.42 %
206	Life Insurance	(1,440.00)	0.00	(1,440.00)	75.17	810.45	0.00	(629.55)	56.28 %
207	Medical Insurance	(343,846.00)	3,131.00	(340,715.00)	37,316.44	345,351.16	0.00	4,636.16	101.36 %
208	Dental Insurance	(6,750.00)	0.00	(6,750.00)	600.00	2,089.99	0.00	(4,660.01)	30.96 %
210	Unemployment Compensation	(3,200.00)	224.00	(2,976.00)	0.00	2,976.00	0.00	0.00	100.00 %
212	Employer Medicare	(20,943.00)	0.00	(20,943.00)	1,746.74	15,548.16	0.00	(5,394.84)	74.24 %
217	Retirement - Hyford Stabilization	0.00	(1,400.00)	(1,400.00)	0.00	659.29	0.00	(740.71)	47.09 %
307	Communication	(2,500.00)	0.00	(2,500.00)	82.97	873.28	1,126.72	(500.00)	80.00 %
329	Laundry Service	(5,000.00)	0.00	(5,000.00)	368.71	3,459.04	1,540.96	0.00	100.00 %
338	Maintenance And Repair Services-Vehicle	(8,000.00)	0.00	(8,000.00)	220.76	3,361.69	638.31	(4,000.00)	50.00 %
340	Medical And Dental Services	(14,500.00)	0.00	(14,500.00)	1,058.00	10,933.00	0.00	(3,567.00)	75.40 %
351	Rentals	(300.00)	0.00	(300.00)	0.00	0.00	0.00	(300.00)	0.00 %
355	Travel	(6,750.00)	0.00	(6,750.00)	0.00	108.57	0.00	(6,641.43)	1.61 %
399	Other Contracted Services	(500.00)	0.00	(500.00)	0.00	189.99	310.01	0.00	100.00 %
412	Diesel Fuel	(365,000.00)	24,500.00	(340,500.00)	22,085.02	85,009.39	(5,815.65)	(261,306.26)	23.26 %
424	Garage Supplies	(5,500.00)	0.00	(5,500.00)	509.09	3,660.80	1,563.50	(275.70)	94.99 %
425	Gasoline	(40,000.00)	0.00	(40,000.00)	3,034.58	18,391.14	0.00	(21,608.86)	45.98 %
433	Lubricants	(18,000.00)	0.00	(18,000.00)	313.60	5,287.24	1,712.76	(11,000.00)	38.89 %
450	Tires And Tubes	(45,000.00)	0.00	(45,000.00)	9,263.89	11,301.39	30,283.61	(3,415.00)	92.41 %
453	Vehicle Parts	(215,000.00)	0.00	(215,000.00)	12,831.01	151,152.85	28,184.26	(35,662.89)	83.41 %
499	Other Supplies And Materials	(17,500.00)	0.00	(17,500.00)	1,180.41	9,418.90	3,697.84	(4,383.26)	74.95 %
599	Other Charges	(16,000.00)	(49,500.00)	(65,500.00)	1,122.32	50,699.73	10,588.53	(4,211.74)	93.57 %
729	Transportation Equipment	(9,000.00)	0.00	(9,000.00)	324.00	1,141.50	0.00	(7,858.50)	12.68 %
<b>Total 72710</b>		<b>(2,779,659.00)</b>	<b>(21,645.00)</b>	<b>(2,801,304.00)</b>	<b>232,486.65</b>	<b>1,967,221.74</b>	<b>73,830.85</b>	<b>(760,251.41)</b>	<b>72.86 %</b>
<b>72810</b>									
189	Other Salaries & Wages	(89,057.00)	0.00	(89,057.00)	4,685.04	43,336.72	0.00	(45,720.28)	48.66 %
201	Social Security	(5,522.00)	0.00	(5,522.00)	254.54	2,401.12	0.00	(3,120.88)	43.48 %
204	State Retirement	(3,043.00)	0.00	(3,043.00)	256.75	2,364.55	0.00	(678.45)	77.70 %
206	Life Insurance	(72.00)	0.00	(72.00)	2.40	24.00	0.00	(48.00)	33.33 %
207	Medical Insurance	(15,424.00)	150.00	(15,274.00)	1,323.52	13,102.00	0.00	(2,172.00)	85.78 %

Template Name: LGC Defined  
 Created by: LGC

Greene County Board of Education  
 Statement of Expenditures Summary by Obj by Fund  
 March 2021

User:  
 Date/Time:

Kayla Crawford  
 4/8/2021 9:14 AM  
 Page 12 of 14

Fund : 141	General Purpose School	Account Number	Account Description	Budget Amount	Budget Amendments	Amended Budget	Month-to-Date Expenditures	Year-to-Date Expenditures	Outstanding Encumbrances	Unencumbered Balance	% of Budget Exp
<b>72810</b>											
208	Dental Insurance		(369.00)	0.00	(369.00)	0.00	0.00	0.00	0.00	(369.00)	0.00 %
210	Unemployment Compensation		(217.00)	0.00	(217.00)	0.00	0.00	126.00	0.00	(91.00)	58.06 %
212	Employer Medicare		(1,291.00)	0.00	(1,291.00)	59.54	561.55	0.00	0.00	(729.45)	43.50 %
<b>Total 72810</b>			<b>(114,995.00)</b>	<b>150.00</b>	<b>(114,845.00)</b>	<b>6,581.79</b>	<b>61,915.94</b>	<b>0.00</b>	<b>(52,929.06)</b>	<b>53.91 %</b>	
<b>73300</b>											
105	Supervisor/Director		(11,000.00)	0.00	(11,000.00)	1,276.00	2,634.50	0.00	0.00	(8,365.50)	23.95 %
116	Teachers		(30,280.00)	9,240.00	(21,040.00)	1,700.00	11,397.50	0.00	0.00	(9,642.50)	54.17 %
162	Certical Personnel		(15,000.00)	0.00	(15,000.00)	602.64	8,989.53	0.00	0.00	(6,010.47)	59.93 %
163	Educational Assistants		(24,383.00)	17,738.00	(6,645.00)	1,351.75	4,924.75	0.00	0.00	(1,720.25)	74.11 %
189	Other Salaries & Wages		(755,471.00)	(320,243.25)	(1,075,714.25)	85,670.21	656,726.96	0.00	0.00	(418,987.29)	61.05 %
201	Social Security		(50,510.00)	(20,015.01)	(70,525.01)	5,470.67	41,147.50	0.00	0.00	(29,377.51)	58.34 %
204	State Retirement		(49,188.92)	(26,759.16)	(75,948.08)	5,662.86	45,294.80	0.00	0.00	(30,653.28)	59.64 %
206	Life Insurance		(240.00)	238.00	(2.00)	22.34	29.52	0.00	0.00	27.52	1476.00 %
207	Medical Insurance		(117,430.92)	(23,557.72)	(140,988.64)	13,280.36	121,586.45	0.00	0.00	(19,402.19)	86.24 %
208	Dental Insurance		(1,800.00)	600.00	(1,200.00)	0.00	150.00	0.00	0.00	(1,050.00)	12.50 %
210	Unemployment Compensation		(500.00)	0.00	(500.00)	0.00	465.00	0.00	0.00	(35.00)	93.00 %



Template Name: LGC Defined  
 Created by: LGC

Greene County Board of Education  
 Statement of Expenditures Summary by Obj by Fund  
 March 2021

User: Kayla Crawford  
 Date/Time: 4/8/2021 9:14 AM  
 Page 13 of 14

Fund : 141 General Purpose School

Account Number	Account Description	Budget Amount	Budget Amendments	Amended Budget	Month-to-Date Expenditures	Year-to-Date Expenditures	Outstanding Encumbrances	Unencumbered Balance	% Of Budget Exp
<b>73300</b>									
212	Employer Medicare	(12,263.68)	(4,477.70)	(16,741.38)	1,282.85	9,645.36	0.00	(7,096.02)	57.61 %
217	Retirement - Hybrid Stabilization	(259.00)	79.00	(180.00)	26.33	134.64	0.00	(45.36)	74.80 %
307	Communication	(400.00)	0.00	(400.00)	0.00	0.00	0.00	(400.00)	0.00 %
355	Travel	(10,924.00)	(6,124.77)	(17,048.77)	803.24	10,346.57	0.00	(6,702.20)	60.69 %
399	Other Contracted Services	0.00	(250.00)	(250.00)	0.00	0.00	0.00	(250.00)	0.00 %
422	Food Supplies	(2,500.00)	250.00	(2,250.00)	718.54	1,804.14	1,955.58	1,509.72	167.10 %
429	Instructional Supplies	(40,800.00)	(144,931.36)	(185,731.36)	17,813.37	76,183.02	23,838.89	(85,709.45)	53.85 %
499	Other Supplies And Materials	(38,623.00)	11,820.79	(26,802.21)	834.47	12,176.47	4,684.51	(9,941.23)	62.91 %
524	In-Service/Staff Development	(8,474.00)	6,945.45	(1,528.55)	0.00	816.19	0.00	(712.36)	53.40 %
599	Other Charges	(28,068.00)	(21,833.63)	(49,901.63)	1,387.81	15,599.82	7,748.41	(26,553.40)	46.79 %
790	Other Equipment	0.00	(53,225.00)	(53,225.00)	0.00	53,225.00	0.00	0.00	100.00 %
<b>Total 73300</b>	<b>Community Services</b>	<b>(1,198,115.52)</b>	<b>(574,506.36)</b>	<b>(1,772,621.88)</b>	<b>137,903.44</b>	<b>1,073,277.72</b>	<b>38,227.39</b>	<b>(661,116.77)</b>	<b>62.70 %</b>
<b>73400</b>									
105	Supervisor/Director	(18,433.00)	(567.00)	(19,000.00)	1,542.90	13,886.08	0.00	(5,113.92)	73.08 %
116	Teachers	(700,000.00)	(8,000.00)	(708,000.00)	58,901.92	412,313.44	0.00	(295,686.56)	58.24 %
162	Clerical Personnel	(16,600.00)	(400.00)	(17,000.00)	1,276.80	12,962.56	0.00	(4,037.44)	76.25 %
163	Educational Assistants	(81,700.00)	(5,800.00)	(87,500.00)	7,714.34	64,938.86	0.00	(22,561.14)	74.22 %
195	Certified Substitute Teachers	(1,500.00)	(4,500.00)	(6,000.00)	192.13	364.39	1,135.61	(4,500.00)	25.00 %
198	Non-Certified Substitute Teachers	(3,500.00)	(1,500.00)	(5,000.00)	1,026.88	2,580.46	919.54	(1,500.00)	70.00 %
201	Social Security	(50,700.00)	(1,550.00)	(52,250.00)	4,023.66	29,257.37	0.00	(22,992.63)	55.99 %
204	State Retirement	(81,250.00)	(3,750.00)	(85,000.00)	6,722.42	48,404.74	0.00	(36,595.26)	56.95 %
206	Life Insurance	(310.00)	5.00	(305.00)	24.74	230.71	0.00	(74.29)	75.64 %
207	Medical Insurance	(159,000.00)	(3,000.00)	(162,000.00)	13,383.41	123,383.15	0.00	(38,616.85)	76.16 %
208	Dental Insurance	(3,225.00)	0.00	(3,225.00)	150.00	300.00	0.00	(2,925.00)	9.30 %
210	Unemployment Compensation	(900.00)	60.00	(840.00)	0.00	837.00	0.00	(3.00)	99.64 %
212	Employer Medicare	(11,900.00)	(600.00)	(12,500.00)	941.02	6,842.39	0.00	(5,657.61)	54.74 %

Template Name: LGC Defined  
 Created by: LGC

Greene County Board of Education  
 Statement of Expenditures Summary by Obj by Fund  
 March 2021

User: Kayla Crawford  
 Date/Time: 4/8/2021 9:14 AM  
 Page 14 of 14

Fund : 141 General Purpose School

Account Number	Account Description	Budget Amount	Budget Amendments	Amended Budget	Month-to-Date Expenditures	Year-to-Date Expenditures	Outstanding Encumbrances	Unencumbered Balance	% Of Budget Exp
<b>73400</b>									
217	Retirement - Hybrid Stabilization	(800.00)	0.00	(800.00)	64.43	451.01	0.00	(348.99)	56.38 %
310	Contracts With Other Public Agencies	(188,000.00)	(17,000.00)	(205,000.00)	8,608.96	114,486.37	7,411.08	(83,102.55)	59.46 %
312	Contracts With Private Agencies	0.00	0.00	0.00	0.00	0.00	0.00	0.00	100.00 %
336	Maintenance And Repair Services-Equpn	(2,000.00)	0.00	(2,000.00)	0.00	57.21	40.00	(1,902.79)	4.86 %
429	Instructional Supplies	(68,208.00)	31,515.15	(36,692.85)	54.57	31,746.31	2,585.98	(2,360.56)	93.57 %
499	Other Supplies And Materials	(11,000.00)	3,000.00	(8,000.00)	28.34	4,991.43	127.83	(2,880.74)	63.99 %
524	In-Service/Staff Development	(1,000.00)	(500.00)	(1,500.00)	0.00	671.50	0.00	(828.50)	44.77 %
722	Regular Instruction Equipment	(2,870.00)	870.00	(2,000.00)	0.00	0.00	0.00	(2,000.00)	0.00 %
<b>Total 73400</b>		<b>(1,402,896.00)</b>	<b>(11,716.85)</b>	<b>(1,414,612.85)</b>	<b>104,656.52</b>	<b>868,704.98</b>	<b>12,220.04</b>	<b>(533,687.83)</b>	<b>62.27 %</b>
<b>76100</b>									
707	Building Improvements	(5,000.00)	(1,400,000.00)	(1,405,000.00)	0.00	0.00	115,879.60	(1,289,120.40)	8.25 %
790	Other Equipment	0.00	(600,000.00)	(600,000.00)	16,629.42	16,629.42	51,160.00	(532,210.58)	11.30 %
<b>Total 76100</b>		<b>(5,000.00)</b>	<b>(2,000,000.00)</b>	<b>(2,005,000.00)</b>	<b>16,629.42</b>	<b>16,629.42</b>	<b>167,039.60</b>	<b>(1,821,330.98)</b>	<b>9.16 %</b>
<b>Total</b>		<b>(51,189,087.00)</b>	<b>(3,571,571.34)</b>	<b>(54,760,658.34)</b>	<b>4,678,081.20</b>	<b>33,390,174.16</b>	<b>624,908.54</b>	<b>(20,745,575.64)</b>	<b>62.12 %</b>
<b>Total</b>		<b>(51,189,087.00)</b>	<b>(3,571,571.34)</b>	<b>(54,760,658.34)</b>	<b>4,678,081.20</b>	<b>33,390,174.16</b>	<b>624,908.54</b>	<b>(20,745,575.64)</b>	<b>62.12 %</b>
<b>Total For Fund:</b>	<b>141</b>	<b>(51,189,087.00)</b>	<b>(3,571,571.34)</b>	<b>(54,760,658.34)</b>	<b>4,678,081.20</b>	<b>33,390,174.16</b>	<b>624,908.54</b>	<b>(20,745,575.64)</b>	<b>62.12 %</b>

Fund: 142 School Federal Projects

AccountNumber	Account Description	Ending Balance
11130	Cash In Bank	(1,141.76)
11140	Cash With Trustee	577,153.03
11440	Due From Other Funds	0.00
14100	Estimated Revenues	13,835,008.96
14200	Unliquidated Encumbrances (Control)	439,126.58
14500	Expenditures - Current Year (Control)	3,570,479.90
14510	Transfers To Other Funds (Control)	339,737.00
14600	Exp Chgd To Reserve For Prior Yrs Enc	5,509.84
	<b>Total Assets</b>	<b>18,765,873.55</b>
	<b>Total Assets and Deferred Outflows of Resources</b>	<b>18,765,873.55</b>
21100	Accounts Payable	(25,205.27)
21310	Income Tax Withheld And Unpaid	0.00
21320	Social Security Tax	0.00
21325	Employee Medicare Deduction	0.00
21330	Retirement Contributions	(408.05)
21331	401k Great West	0.00
21332	Retirement Hybrid Stabli	0.00
21341	Gr Co Teacher Ins	3,621.92
21342	Usable Life	(66.70)
21344	National Teachers Ins	0.00
21345	Select Data - Flex Spending	0.00
21346	Usable Accident	0.00
21349	United Way	0.00
21350	Comp Benefits	0.00
21351	Companion Dental	0.00
21352	Horace Mann Life Ins	0.00
21353	Usable Cancer	273.52
21355	Tennessee Farmers Life	100.00
21360	Garnishments And Levies	0.00
21361	Usable Vol Life	0.00
21362	Usable UI/104t	0.00
21364	Usable Critical Illness	0.00
21365	Health Savings Account	0.00
21366	Trustmark	0.00
21370	Usable Disability	(259.94)
21380	Credit Union Deductions	0.00
21391	Association Dues	101.80
28100	Appropriations (Control)	(13,835,008.96)
28500	Revenues (Control)	(10,484,616.15)
28510	Transfers From Other Funds (Control)	(339,837.04)
	<b>Total Liabilities</b>	<b>(24,681,304.87)</b>
34110	Encumbrances - Current Year	(466,876.58)
34120	Encumbrances - Prior Year	(5,509.84)
34555	Restricted For Education	(15,362.84)
39000	Unassigned	(200,000.00)
	<b>Total Equities</b>	<b>(687,749.26)</b>
	<b>Total Liabilities, Deferred Inflows of Resources, and Fund Balances</b>	<b>(25,369,054.13)</b>
<b>Fund Totals: 142</b>	<b>School Federal Projects</b>	<b>(6,603,180.58)</b>

Fund : 142 School Federal Projects Monthly Comparative 75.00%

	Total Estimated	MTD Realized	YTD Realized	Unrealized	% Realized
010 -44170 - Miscellaneous Refunds	0.00	0.00	0.00	0.00	
010 -47141 - Title 1 Grants To Local Educ Agencies	135,000.00	(9,388.53)	(99,486.60)	35,513.40	73.69%
100 -44170 - Miscellaneous Refunds	0.00	0.00	0.00	0.00	
100 -47141 - Title 1 Grants To Local Educ Agencies	2,285,180.21	(119,255.97)	(1,387,788.96)	897,391.25	60.73%
110 -47141 - Title 1 Grants To Local Educ Agencies	67,869.28	(7,324.85)	(29,862.83)	38,006.45	44.00%
175 -44170 - Miscellaneous Refunds	0.00	0.00	0.00	0.00	
175 -47301 - COVID-19 Grant #1	1,562,629.09	(32,182.57)	(660,687.16)	901,941.93	42.28%
180 -47302 - COVID-19 Grant #2	100,000.00	0.00	(100,000.00)	0.00	100.00%
185 -47303 - COVID-19 Grant #3	212,087.00	0.00	(212,087.04)	(0.04)	100.00%
190 -47305 - COVID-19 Grant #5	27,750.00	0.00	(27,750.00)	0.00	100.00%
200 -47189 - Eisenhower Prof Development State	402,276.69	(14,432.81)	(165,905.21)	236,371.48	41.24%
301 -47146 - English Language Acquisition Grants	12,390.18	0.00	0.00	12,390.18	0.00%
500 -47148 - Rural Education	141,131.25	(2,130.45)	(38,417.56)	102,713.69	27.22%
800 -47131 - Vocational Educ - Basic Grants To	140,131.88	0.00	(96,979.79)	43,152.09	69.21%
801 -47131 - Vocational Educ - Basic Grants To	0.00	0.00	(36,954.20)	(36,954.20)	
801 -47139 - Other Vocational	38,390.00	0.00	0.00	38,390.00	0.00%
802 -47131 - Vocational Educ - Basic Grants To	20,000.00	0.00	0.00	20,000.00	0.00%
891 -47145 - Special Education Preschool Grants	35,539.00	0.00	(35,308.13)	230.87	99.35%
892 -47143 - Special Education - Grants To States	10,000.00	(2,634.01)	(2,634.01)	7,365.99	26.34%
893 -47143 - Special Education - Grants To States	20,000.00	0.00	0.00	20,000.00	0.00%
900 -44170 - Miscellaneous Refunds	0.00	0.00	0.00	0.00	
900 -47143 - Special Education - Grants To States	2,019,269.36	(117,690.09)	(983,066.78)	1,036,202.58	48.68%
910 -44170 - Miscellaneous Refunds	0.00	0.00	0.00	0.00	
910 -47145 - Special Education Preschool Grants	49,344.44	0.00	(31,667.34)	17,677.10	64.18%
931 -47307 - COVID-19 Grant B	6,556,020.58	0.00	0.00	6,556,020.58	0.00%
<b>Total</b>	<b>13,835,008.96</b>	<b>(305,039.28)</b>	<b>(3,908,595.61)</b>	<b>9,926,413.35</b>	<b>28.25 %</b>
<b>Total</b>	<b>13,835,008.96</b>	<b>(305,039.28)</b>	<b>(3,908,595.61)</b>	<b>9,926,413.35</b>	<b>28.25 %</b>
<b>Total For Fund:</b>	<b>142</b>	<b>(305,039.28)</b>	<b>(3,908,595.61)</b>	<b>9,926,413.35</b>	<b>28.25 %</b>

Template Name: LGC Defined  
 Created by: LGC

Greene County Board of Education  
 Statement of Expenditures Summary by Fund  
 March 2021

User: Kayla Crawford  
 Date/Time: 4/7/2021 2:04 PM  
 Page 1 of 7

Fund : 142 School Federal Projects

Account Number	Account Description	Budget Amount	Budget Amendments	Amended Budget	Month-to-Date Expenditures	Year-to-Date Expenditures	Outstanding Encumbrances	Unencumbered Balance	% Of Budget Exp
----------------	---------------------	---------------	-------------------	----------------	----------------------------	---------------------------	--------------------------	----------------------	-----------------

**71100 Regular Instruction Program**

116	Teachers	(987,200.00)	(1,241,267.00)	(2,228,467.00)	77,483.96	538,070.76	0.00	(1,690,396.24)	24.15 %
163	Educational Assistants	(160,444.00)	(204,000.00)	(364,444.00)	8,373.11	65,859.12	0.00	(298,584.88)	18.07 %
195	Certified Substitute Teachers	(5,000.00)	(25,000.00)	(30,000.00)	1,183.94	5,000.00	0.00	(25,000.00)	16.67 %
198	Non-Certified Substitute Teachers	(5,000.00)	(25,000.00)	(30,000.00)	2,088.81	2,088.81	2,911.19	(25,000.00)	16.67 %
201	Social Security	(72,460.00)	(90,290.00)	(162,750.00)	4,515.48	32,577.02	0.00	(130,172.98)	20.02 %
204	State Retirement	(114,750.00)	(131,100.00)	(245,850.00)	7,475.35	54,049.87	0.00	(191,800.13)	21.98 %
206	Life Insurance	(270.00)	(10.00)	(280.00)	22.37	206.89	0.00	(73.11)	73.89 %
207	Medical Insurance	(163,494.00)	(32,006.00)	(195,500.00)	13,929.29	129,739.22	0.00	(65,760.78)	66.36 %
208	Dental Insurance	(2,700.00)	(150.00)	(2,850.00)	150.00	300.00	0.00	(2,550.00)	10.53 %
210	Unemployment Compensation	(1,700.00)	0.00	(1,700.00)	0.00	779.19	0.00	(920.81)	45.83 %
212	Employer Medicare	(17,300.00)	(21,500.00)	(38,800.00)	1,146.39	8,067.52	0.00	(30,732.48)	20.79 %
217	Retirement - Hybrid Stabilization	0.00	(3,000.00)	(3,000.00)	0.00	0.00	0.00	(3,000.00)	0.00 %
299	Other Fringe Benefits	(1,892.00)	(608.00)	(2,500.00)	134.57	894.84	0.00	(1,605.16)	35.79 %
429	Instructional Supplies	(547,674.65)	132,955.14	(414,719.51)	16,001.83	138,139.20	25,490.46	(251,089.85)	39.46 %
471	Software	(371,000.00)	(8,000.00)	(379,000.00)	406.00	287,054.65	31,559.81	(60,385.54)	84.07 %
499	Other Supplies And Materials	(10,000.00)	(2,051.78)	(12,051.78)	0.00	6,683.92	0.00	(5,367.86)	55.46 %
722	Regular Instruction Equipment	(100,500.00)	(1,134,403.21)	(1,234,903.21)	0.00	128,630.45	331,875.95	(774,396.81)	37.29 %
790	Other Equipment	0.00	(212,087.00)	(212,087.00)	0.00	212,087.00	0.00	0.00	100.00 %
<b>Total 71100</b>	<b>Regular Instruction Program</b>	<b>(2,561,384.65)</b>	<b>(2,997,517.85)</b>	<b>(5,558,902.50)</b>	<b>132,911.10</b>	<b>1,610,228.46</b>	<b>391,837.41</b>	<b>(3,556,836.63)</b>	<b>36.02 %</b>

**71150 Alternative Instruction Program**

116	Teachers	(20,013.00)	0.00	(20,013.00)	0.00	0.00	0.00	(20,013.00)	0.00 %
201	Social Security	(1,241.00)	0.00	(1,241.00)	0.00	0.00	0.00	(1,241.00)	0.00 %
204	State Retirement	(2,128.00)	0.00	(2,128.00)	0.00	0.00	0.00	(2,128.00)	0.00 %
206	Life Insurance	(6.00)	0.00	(6.00)	0.00	0.00	0.00	(6.00)	0.00 %
207	Medical Insurance	(3,133.00)	0.00	(3,133.00)	0.00	0.00	0.00	(3,133.00)	0.00 %
208	Dental Insurance	(60.00)	0.00	(60.00)	0.00	0.00	0.00	(60.00)	0.00 %
210	Unemployment Compensation	(10.00)	0.00	(10.00)	0.00	0.00	0.00	(10.00)	0.00 %
212	Employer Medicare	(291.00)	0.00	(291.00)	0.00	0.00	0.00	(291.00)	0.00 %
<b>Total 71150</b>	<b>Alternative Instruction</b>	<b>(26,882.00)</b>	<b>0.00</b>	<b>(26,882.00)</b>	<b>0.00</b>	<b>0.00</b>	<b>0.00</b>	<b>(26,882.00)</b>	<b>0.00 %</b>

**71200 Special Education Program**

116	Teachers	(367,143.00)	(162,000.00)	(529,143.00)	20,310.52	151,768.95	0.00	(377,374.05)	28.68 %
128	Homebound Teachers	0.00	(6,000.00)	(6,000.00)	0.00	0.00	0.00	(6,000.00)	0.00 %
163	Educational Assistants	(423,449.93)	(121,691.43)	(545,141.36)	33,664.91	298,527.45	0.00	(246,613.91)	54.76 %

Fund : 142 School Federal Projects

Account Number Account Description Budget Amount Budget Amendments Amended Budget Month-to-Date Expenditures Year-to-Date Expenditures Outstanding Encumbrances Unencumbered Balance % Of Budget

**71200 Special Education Program**

171	Speech Pathologist	(93,649.00)	(21,000.00)	(114,649.00)	6,847.75	47,934.25	0.00	(66,714.75)	41.81 %
189	Other Salaries & Wages	0.00	(5,192.71)	(5,192.71)	0.00	0.00	0.00	(5,192.71)	0.00 %
195	Certified Substitute Teachers	(2,800.00)	(2,632.00)	(5,432.00)	0.00	1,132.88	1,667.12	(2,632.00)	51.55 %
198	Non-Certified Substitute Teachers	(7,395.00)	(5,763.00)	(13,158.00)	265.00	364.38	7,030.62	(5,763.00)	56.20 %
201	Social Security	(58,171.00)	(13,500.00)	(71,671.00)	3,529.14	28,713.56	0.00	(42,957.44)	40.06 %
204	State Retirement	(75,274.00)	(19,500.00)	(94,774.00)	4,459.73	36,756.79	0.00	(58,017.21)	38.78 %
206	Life Insurance	(448.00)	0.00	(448.00)	32.40	340.30	0.00	(107.70)	75.96 %
207	Medical Insurance	(255,095.00)	0.00	(255,095.00)	16,513.12	168,453.01	0.00	(86,641.99)	66.04 %
208	Dental Insurance	(4,650.00)	0.00	(4,650.00)	0.00	525.00	0.00	(4,125.00)	11.29 %
210	Unemployment Compensation	(1,053.00)	0.00	(1,053.00)	0.00	850.00	0.00	(203.00)	80.72 %
212	Employer Medicare	(13,613.00)	(3,575.29)	(17,188.29)	836.50	6,804.04	0.00	(10,384.25)	39.59 %
217	Retirement - Hybrid Stabilization	0.00	(1,000.00)	(1,000.00)	0.00	0.00	0.00	(1,000.00)	0.00 %
312	Contracts With Private Agencies	(26,768.00)	(80,232.00)	(107,000.00)	8,574.43	19,931.75	0.00	(87,068.25)	18.63 %
336	Maintenance And Repair Services-Equipm	(13,500.00)	0.00	(13,500.00)	0.00	13,345.29	0.00	(154.71)	98.85 %
399	Other Contracted Services	(500.00)	0.00	(500.00)	0.00	82.25	0.00	(417.75)	16.45 %
429	Instructional Supplies	(59,558.07)	(26,762.37)	(86,320.44)	0.00	32,983.33	1,909.84	(51,427.27)	40.42 %
499	Other Supplies And Materials	(11,571.00)	(11,000.00)	(22,571.00)	0.00	0.00	0.00	(22,571.00)	0.00 %
725	Special Education Equipment	(500.00)	(24,800.00)	(25,300.00)	0.00	209.00	0.00	(25,091.00)	0.83 %
<b>Total 71200</b>	<b>Special Education Program</b>	<b>(1,415,138.00)</b>	<b>(504,648.80)</b>	<b>(1,919,786.80)</b>	<b>95,033.50</b>	<b>808,722.23</b>	<b>10,607.58</b>	<b>(1,100,458.99)</b>	<b>42.68 %</b>

**71300 Vocational Education Program**

116	Teachers	0.00	(54,000.00)	(54,000.00)	0.00	0.00	0.00	(54,000.00)	0.00 %
201	Social Security	0.00	(3,500.00)	(3,500.00)	0.00	0.00	0.00	(3,500.00)	0.00 %
204	State Retirement	0.00	(5,000.00)	(5,000.00)	0.00	0.00	0.00	(5,000.00)	0.00 %
212	Employer Medicare	0.00	(1,000.00)	(1,000.00)	0.00	0.00	0.00	(1,000.00)	0.00 %
217	Retirement - Hybrid Stabilization	0.00	(1,000.00)	(1,000.00)	0.00	0.00	0.00	(1,000.00)	0.00 %
311	Contracts With Other School Systems	0.00	0.00	0.00	0.00	0.00	0.00	0.00	100.00 %
429	Instructional Supplies	(131,010.29)	131,010.29	0.00	0.00	0.00	0.00	0.00	100.00 %
499	Other Supplies And Materials	(6,049.00)	0.00	(6,049.00)	0.00	4,750.00	0.00	(1,299.00)	78.53 %
599	Other Charges	0.00	(20,000.00)	(20,000.00)	0.00	0.00	0.00	(20,000.00)	0.00 %
730	Vocational Instruction Equipment	(5,200.00)	(38,824.32)	(44,024.32)	0.00	35,764.20	7,024.32	(1,235.80)	97.19 %
<b>Total 71300</b>	<b>Vocational Education Program</b>	<b>(142,259.29)</b>	<b>7,685.97</b>	<b>(134,573.32)</b>	<b>0.00</b>	<b>40,514.20</b>	<b>7,024.32</b>	<b>(87,034.80)</b>	<b>35.33 %</b>

**72120 Health Services**

131	Medical Personnel	0.00	(75,000.00)	(75,000.00)	280.07	8,820.86	0.00	(66,179.14)	11.76 %
-----	-------------------	------	-------------	-------------	--------	----------	------	-------------	---------

Fund : 142 School Federal Projects

Account Number Account Description Budget Amount Budget Amendments Amended Budget Month-to-Date Expenditures Year-to-Date Expenditures Outstanding Encumbrances Unencumbered Balance % Of Budget Exp

**72120 Health Services**

201	Social Security	0.00	(4,680.00)	(4,680.00)	13.44	482.35	0.00	(4,197.65)	10.31 %
204	State Retirement	0.00	(5,300.00)	(5,300.00)	19.61	676.32	0.00	(4,623.68)	12.76 %
206	Life Insurance	0.00	0.00	0.00	0.34	0.34	0.00	0.34	100.00 %
207	Medical Insurance	0.00	0.00	0.00	93.91	135.95	0.00	135.95	100.00 %
212	Employer Medicare	0.00	(1,330.00)	(1,330.00)	3.14	112.81	0.00	(1,217.19)	8.48 %
499	Other Supplies And Materials	(10,000.00)	(31,000.00)	(41,000.00)	0.00	9,482.94	1,357.06	(30,160.00)	26.44 %
<b>Total 72120</b>	<b>Health Services</b>	<b>(10,000.00)</b>	<b>(117,310.00)</b>	<b>(127,310.00)</b>	<b>410.51</b>	<b>19,711.57</b>	<b>1,357.06</b>	<b>(106,241.37)</b>	<b>16.55 %</b>

**72130 Other Student Support**

123	Guidance Personnel	(103,700.00)	(48,000.00)	(151,700.00)	8,551.59	59,861.13	0.00	(91,838.87)	39.46 %
164	Attendants	0.00	(8,000.00)	(8,000.00)	0.00	0.00	0.00	(8,000.00)	0.00 %
189	Other Salaries & Wages	(52,000.00)	(2,500.00)	(54,500.00)	2,216.41	24,462.37	0.00	(30,037.63)	44.89 %
201	Social Security	(9,900.00)	(3,500.00)	(13,400.00)	612.86	4,846.39	0.00	(8,553.61)	36.17 %
204	State Retirement	(16,850.00)	(4,020.00)	(20,870.00)	1,105.88	8,612.14	0.00	(12,257.86)	41.27 %
206	Life Insurance	(37.00)	0.00	(37.00)	3.00	25.80	0.00	(11.20)	69.73 %
207	Medical Insurance	(20,500.00)	(9,800.00)	(30,300.00)	2,433.30	19,464.80	0.00	(10,835.20)	64.24 %
208	Dental Insurance	(450.00)	0.00	(450.00)	0.00	150.00	0.00	(300.00)	33.33 %
210	Unemployment Compensation	(150.00)	0.00	(150.00)	0.00	0.00	0.00	(150.00)	0.00 %
212	Employer Medicare	(2,500.00)	(900.00)	(3,400.00)	143.33	1,133.41	0.00	(2,266.59)	33.34 %
307	Communication	(7,000.00)	0.00	(7,000.00)	0.00	7,000.00	0.00	0.00	100.00 %
348	Postal Charges	(29,000.00)	545.00	(28,455.00)	5,000.00	10,000.00	0.00	(18,455.00)	35.14 %
355	Travel	(5,402.06)	0.00	(5,402.06)	0.00	0.00	0.00	(5,402.06)	94.96 %
399	Other Contracted Services	(104,808.23)	(7,297.27)	(112,105.50)	0.00	78,606.18	0.00	(33,499.32)	70.12 %
499	Other Supplies And Materials	(33,600.00)	(400.00)	(34,000.00)	322.99	1,312.99	1,419.40	(31,267.61)	8.04 %
524	In-Service/Staff Development	(6,551.00)	(1,390.00)	(7,941.00)	0.00	6,196.99	1,190.00	(554.01)	93.02 %
599	Other Charges	(7,000.00)	0.00	(7,000.00)	0.00	0.00	0.00	(7,000.00)	0.00 %
790	Other Equipment	0.00	(65,500.00)	(65,500.00)	0.00	0.00	0.00	(65,500.00)	0.00 %
<b>Total 72130</b>	<b>Other Student Support</b>	<b>(399,448.29)</b>	<b>(150,762.27)</b>	<b>(550,210.56)</b>	<b>20,389.36</b>	<b>221,672.20</b>	<b>7,739.40</b>	<b>(320,798.96)</b>	<b>41.70 %</b>

**72210 Regular Instruction Program**

105	Supervisor/Director	(39,000.00)	(22,000.00)	(61,000.00)	4,628.67	42,858.05	0.00	(38,141.95)	52.91 %
129	Librarians	0.00	(45,000.00)	(45,000.00)	0.00	0.00	0.00	(45,000.00)	0.00 %
137	Education Media Personnel	(62,000.00)	62,000.00	0.00	0.00	0.00	0.00	0.00	100.00 %
161	Secretary(S)	(28,000.00)	(27,500.00)	(55,500.00)	2,076.40	19,753.20	0.00	(35,746.80)	35.59 %
162	Certical Personnel	0.00	(5,000.00)	(5,000.00)	1,903.94	1,903.94	0.00	(3,096.06)	38.08 %

Fund	142	School Federal Projects	Account Number	Account Description	Budget Amount	Budget Amendments	Amended Budget	Month-to-Date Expenditures	Year-to-Date Expenditures	Outstanding Encumbrances	Unencumbered Balance	% Of Budget Exp
<b>72210 Regular Instruction Program</b>												
189			Other Salaries & Wages	(190,000.00)	(23,000.00)	(213,000.00)	10,369.08	124,527.64	0.00	(88,472.36)	58.46 %	
201			Social Security	(21,400.00)	(3,910.00)	(25,310.00)	1,123.79	11,350.91	0.00	(13,959.09)	44.85 %	
204			State Retirement	(33,500.00)	(7,050.00)	(40,550.00)	1,818.88	18,560.38	0.00	(21,989.62)	45.77 %	
206			Life Insurance	(100.00)	50.00	(50.00)	4.19	38.61	0.00	(11.39)	77.22 %	
207			Medical Insurance	(44,977.00)	1,477.00	(43,500.00)	5,726.65	34,758.93	0.00	(8,741.07)	79.91 %	
208			Dental Insurance	(725.00)	125.00	(600.00)	150.00	150.00	0.00	(450.00)	25.00 %	
210			Unemployment Compensation	(220.00)	50.00	(170.00)	0.00	170.00	0.00	0.00	100.00 %	
212			Employer Medicare	(5,070.00)	(873.00)	(5,943.00)	262.82	2,654.68	0.00	(3,288.32)	44.67 %	
355			Travel	(4,000.00)	(1,000.00)	(5,000.00)	0.00	125.49	0.00	(4,874.51)	2.51 %	
499			Other Supplies And Materials	(125,277.00)	80,647.00	(44,630.00)	1,212.60	4,155.03	1,771.85	(38,703.12)	13.28 %	
524			In-Service/Staff Development	(86,365.00)	(38,985.00)	(125,350.00)	2,873.73	11,521.75	6,926.61	(106,901.64)	14.72 %	
599			Other Charges	(33,000.00)	(160,566.69)	(193,566.69)	0.00	4,705.18	0.00	(188,861.51)	2.43 %	
790			Other Equipment	(2,500.00)	(290,040.00)	(292,540.00)	0.00	117,279.61	648.70	(174,611.69)	40.31 %	
			<b>Total 72210 Regular Instruction Program</b>	<b>(696,134.00)</b>	<b>(480,575.69)</b>	<b>(1,176,709.69)</b>	<b>32,150.75</b>	<b>394,513.40</b>	<b>9,347.16</b>	<b>(772,849.13)</b>	<b>34.32 %</b>	
<b>72215 Alternative Instruction Program</b>												
123			Guidance Personnel	(8,041.00)	(419.00)	(8,460.00)	0.00	0.00	0.00	(8,460.00)	0.00 %	
201			Social Security	(499.00)	(26.00)	(525.00)	0.00	0.00	0.00	(525.00)	0.00 %	
204			State Retirement	(855.00)	(45.00)	(900.00)	0.00	0.00	0.00	(900.00)	0.00 %	
206			Life Insurance	(3.00)	0.00	(3.00)	0.00	0.00	0.00	(3.00)	0.00 %	
207			Medical Insurance	(1,371.00)	0.00	(1,371.00)	0.00	0.00	0.00	(1,371.00)	0.00 %	
208			Dental Insurance	(27.00)	0.00	(27.00)	0.00	0.00	0.00	(27.00)	0.00 %	
210			Unemployment Compensation	(5.00)	0.00	(5.00)	0.00	0.00	0.00	(5.00)	0.00 %	
212			Employer Medicare	(117.00)	(6.00)	(123.00)	0.00	0.00	0.00	(123.00)	0.00 %	
			<b>Total 72215 Alternative Instruction</b>	<b>(10,918.00)</b>	<b>(496.00)</b>	<b>(11,414.00)</b>	<b>0.00</b>	<b>0.00</b>	<b>0.00</b>	<b>(11,414.00)</b>	<b>0.00 %</b>	
<b>72220 Special Education Program</b>												
105			Supervisor/Director	0.00	(3,000.00)	(3,000.00)	0.00	0.00	0.00	(3,000.00)	0.00 %	
124			Psychological Personnel	0.00	(6,000.00)	(6,000.00)	0.00	0.00	0.00	(6,000.00)	0.00 %	
161			Secretary(S)	(30,984.00)	(5,000.00)	(35,984.00)	2,553.60	25,280.64	0.00	(10,703.36)	70.26 %	
189			Other Salaries & Wages	(222,504.00)	(14,000.00)	(236,504.00)	15,216.92	115,128.34	0.00	(121,375.66)	48.68 %	
201			Social Security	(15,705.00)	(2,000.00)	(17,705.00)	1,039.15	8,246.93	0.00	(9,458.07)	46.58 %	
204			State Retirement	(24,311.00)	(2,700.00)	(27,011.00)	1,638.42	12,573.81	0.00	(14,437.19)	46.55 %	
206			Life Insurance	(77.00)	0.00	(77.00)	6.30	59.40	0.00	(17.60)	77.14 %	
207			Medical Insurance	(50,920.00)	0.00	(50,920.00)	4,113.62	38,905.43	0.00	(12,014.57)	76.41 %	



Fund : 142 School Federal Projects

Account Number	Account Description	Budget Amount	Budget Amendments	Amended Budget	Month-to-Date Expenditures	Year-to-Date Expenditures	Outstanding Encumbrances	Unencumbered Balance	% Of Budget Exp
----------------	---------------------	---------------	-------------------	----------------	----------------------------	---------------------------	--------------------------	----------------------	-----------------

**72220 Special Education Program**

208	Dental Insurance	(788.00)	0.00	(788.00)	0.00	0.00	0.00	(788.00)	0.00 %
210	Unemployment Compensation	(157.00)	0.00	(157.00)	0.00	0.00	0.00	(157.00)	0.00 %
212	Employer Medicare	(3,674.00)	(500.00)	(4,174.00)	243.02	1,928.75	0.00	(2,245.25)	46.21 %
310	Contracts With Other Public Agencies	0.00	(7,000.00)	(7,000.00)	0.00	0.00	0.00	(7,000.00)	0.00 %
312	Contracts With Private Agencies	(60,000.00)	(16,000.00)	(76,000.00)	5,375.00	44,105.64	0.00	(31,894.36)	58.03 %
336	Maintenance And Repair Services-Equipm	(50.00)	(450.00)	(500.00)	0.00	0.00	0.00	(500.00)	0.00 %
348	Postal Charges	(50.00)	(150.00)	(200.00)	0.00	0.00	0.00	(200.00)	0.00 %
355	Travel	(8,000.00)	(2,000.00)	(10,000.00)	0.00	29.99	0.00	(9,970.01)	0.30 %
399	Other Contracted Services	(250.00)	0.00	(250.00)	0.00	0.00	0.00	(250.00)	0.00 %
499	Other Supplies And Materials	(500.00)	(59,500.00)	(60,000.00)	0.00	0.00	0.00	(60,000.00)	0.00 %
524	In-Service/Staff Development	(7,500.00)	(3,500.00)	(11,000.00)	0.00	0.00	230.00	(10,770.00)	2.09 %
599	Other Charges	(1,200.00)	(100.00)	(1,300.00)	0.00	596.00	0.00	(704.00)	45.85 %
<b>Total 72220</b>	<b>Special Education Program</b>	<b>(426,670.00)</b>	<b>(121,900.00)</b>	<b>(548,570.00)</b>	<b>30,186.03</b>	<b>246,854.93</b>	<b>230.00</b>	<b>(301,485.07)</b>	<b>45.04 %</b>

**72230 Vocational Education Program**

105	Supervisor/Director	0.00	(3,000.00)	(3,000.00)	0.00	0.00	0.00	(3,000.00)	0.00 %
201	Social Security	0.00	(200.00)	(200.00)	0.00	0.00	0.00	(200.00)	0.00 %
204	State Retirement	0.00	(350.00)	(350.00)	0.00	0.00	0.00	(350.00)	0.00 %
212	Employer Medicare	0.00	(50.00)	(50.00)	0.00	0.00	0.00	(50.00)	0.00 %
524	In-Service/Staff Development	(3,000.00)	0.00	(3,000.00)	0.00	402.30	0.00	(2,597.70)	13.41 %
<b>Total 72230</b>	<b>Vocational Education Program</b>	<b>(3,000.00)</b>	<b>(3,600.00)</b>	<b>(6,600.00)</b>	<b>0.00</b>	<b>402.30</b>	<b>0.00</b>	<b>(6,197.70)</b>	<b>6.10 %</b>

**72250 Technology**

138	Instructional Computer Personnel	0.00	(124,000.00)	(124,000.00)	2,152.38	18,295.23	0.00	(105,704.77)	14.75 %
201	Social Security	0.00	(5,250.00)	(5,250.00)	130.61	1,111.60	0.00	(4,138.40)	21.17 %
204	State Retirement	0.00	(6,000.00)	(6,000.00)	150.66	1,280.61	0.00	(4,719.39)	21.34 %
206	Life Insurance	0.00	(50.00)	(50.00)	1.20	9.60	0.00	(40.40)	19.20 %
207	Medical Insurance	0.00	(8,250.00)	(8,250.00)	640.00	5,708.00	0.00	(2,542.00)	69.19 %
208	Dental Insurance	0.00	(150.00)	(150.00)	0.00	0.00	0.00	(150.00)	0.00 %
210	Unemployment Compensation	0.00	(50.00)	(50.00)	0.00	0.00	0.00	(50.00)	0.00 %
212	Employer Medicare	0.00	(1,300.00)	(1,300.00)	30.55	259.97	0.00	(1,040.03)	20.00 %
350	Internet Connectivity	0.00	(56,250.00)	(56,250.00)	1,774.50	46,891.69	9,358.31	0.00	100.00 %
355	Travel	0.00	(2,400.00)	(2,400.00)	109.84	451.40	0.00	(1,948.60)	18.81 %
<b>Total 72250</b>	<b>Technology</b>	<b>0.00</b>	<b>(203,700.00)</b>	<b>(203,700.00)</b>	<b>4,989.74</b>	<b>74,008.10</b>	<b>9,358.31</b>	<b>(120,333.59)</b>	<b>40.93 %</b>

**72410 Office Of The Principal**

Fund : 142 School Federal Projects

Account Number	Account Description	Budget Amount	Budget Amendments	Amended Budget	Month-to-Date Expenditures	Year-to-Date Expenditures	Outstanding Encumbrances	Unencumbered Balance	% Of Budget Exp
<b>72410 Office Of The Principal</b>									
104	Principals	0.00	(48,000.00)	(48,000.00)	0.00	0.00	0.00	(48,000.00)	0.00 %
139	Assistant Principals	0.00	(30,000.00)	(30,000.00)	0.00	0.00	0.00	(30,000.00)	0.00 %
161	Secretary(S)	0.00	(66,000.00)	(66,000.00)	0.00	0.00	0.00	(66,000.00)	0.00 %
201	Social Security	0.00	(9,000.00)	(9,000.00)	0.00	0.00	0.00	(9,000.00)	0.00 %
204	State Retirement	0.00	(13,000.00)	(13,000.00)	0.00	0.00	0.00	(13,000.00)	0.00 %
212	Employer Medicare	0.00	(2,100.00)	(2,100.00)	0.00	0.00	0.00	(2,100.00)	0.00 %
<b>Total 72410</b>	<b>Office Of The Principal</b>	<b>0.00</b>	<b>(168,100.00)</b>	<b>(168,100.00)</b>	<b>0.00</b>	<b>0.00</b>	<b>0.00</b>	<b>(168,100.00)</b>	<b>0.00 %</b>
<b>72610 Operation Of Plant</b>									
166	Custodial Personnel	(173,000.00)	(187,000.00)	(360,000.00)	9,456.90	90,330.10	0.00	(269,669.90)	25.09 %
201	Social Security	(11,000.00)	(12,000.00)	(23,000.00)	586.34	5,521.43	0.00	(17,478.57)	24.01 %
204	State Retirement	0.00	(14,045.00)	(14,045.00)	41.36	137.93	0.00	(13,907.07)	0.98 %
206	Life Insurance	0.00	0.00	0.00	0.53	1.28	0.00	1.28	100.00 %
212	Employer Medicare	(2,600.00)	(3,000.00)	(5,600.00)	137.11	1,296.20	0.00	(4,303.80)	23.15 %
410	Custodial Supplies	(54,665.09)	(50,000.00)	(104,665.09)	3,734.80	51,344.98	1,625.34	(51,694.77)	50.61 %
<b>Total 72610</b>	<b>Operation Of Plant</b>	<b>(241,265.09)</b>	<b>(266,045.00)</b>	<b>(507,310.09)</b>	<b>13,957.04</b>	<b>148,631.92</b>	<b>1,625.34</b>	<b>(357,052.83)</b>	<b>29.62 %</b>
<b>72620 Maintenance Of Plant</b>									
105	Supervisor/Director	0.00	(5,000.00)	(5,000.00)	0.00	0.00	0.00	(5,000.00)	0.00 %
167	Maintenance Personnel	0.00	(20,000.00)	(20,000.00)	0.00	0.00	0.00	(20,000.00)	0.00 %
201	Social Security	0.00	(1,800.00)	(1,800.00)	0.00	0.00	0.00	(1,800.00)	0.00 %
204	State Retirement	0.00	(2,000.00)	(2,000.00)	0.00	0.00	0.00	(2,000.00)	0.00 %
212	Employer Medicare	0.00	(500.00)	(500.00)	0.00	0.00	0.00	(500.00)	0.00 %
<b>Total 72620</b>	<b>Maintenance Of Plant</b>	<b>0.00</b>	<b>(29,300.00)</b>	<b>(29,300.00)</b>	<b>0.00</b>	<b>0.00</b>	<b>0.00</b>	<b>(29,300.00)</b>	<b>0.00 %</b>
<b>72710 Transportation</b>									
146	Bus Drivers	(173,000.00)	(106,600.00)	(279,600.00)	1,134.75	4,469.25	0.00	(275,130.75)	1.60 %
201	Social Security	(11,000.00)	(7,020.00)	(18,020.00)	70.20	272.82	0.00	(17,747.18)	1.51 %
204	State Retirement	(13,000.00)	(7,700.00)	(20,700.00)	79.43	312.87	0.00	(20,387.13)	1.51 %
206	Life Insurance	0.00	0.00	0.00	1.34	1.62	0.00	1.62	100.00 %
207	Medical Insurance	0.00	0.00	0.00	65.64	100.23	0.00	100.23	100.00 %
212	Employer Medicare	(3,000.00)	(1,620.00)	(4,620.00)	16.43	63.80	0.00	(4,556.20)	1.38 %
<b>Total 72710</b>	<b>Transportation</b>	<b>(200,000.00)</b>	<b>(122,940.00)</b>	<b>(322,940.00)</b>	<b>1,367.79</b>	<b>5,220.59</b>	<b>0.00</b>	<b>(317,719.41)</b>	<b>1.62 %</b>
<b>76100 Regular Capital Outlay</b>									
321	Engineering Services	0.00	(25,000.00)	(25,000.00)	0.00	0.00	0.00	(25,000.00)	0.00 %
707	Building Improvements	0.00	(2,275,000.00)	(2,275,000.00)	0.00	0.00	0.00	(2,275,000.00)	0.00 %

Template Name: LGC Defined  
 Created by: LGC

Greene County Board of Education  
 Statement of Expenditures Summary by Obj by Fund  
 March 2021

User: Kayla Crawford  
 Date/Time: 4/7/2021 2:04 PM  
 Page 7 of 7

Fund : 142 School Federal Projects

Account Number	Account Description	Budget	Amended Budget	Month-to-Date Expenditures	Year-to-Date Expenditures	Outstanding Encumbrances	Unencumbered Balance	% Of Budget Exp
----------------	---------------------	--------	----------------	----------------------------	---------------------------	--------------------------	----------------------	-----------------

76100 Regular Capital Outlay

Total 76100	Regular Capital Outlay	0.00	(2,300,000.00)	(2,300,000.00)	0.00	0.00	0.00	(2,300,000.00)	0.00 %
-------------	------------------------	------	----------------	----------------	------	------	------	----------------	--------

99100 Transfers Out

504	Indirect Cost	(92,000.00)	(150,700.00)	(242,700.00)	0.00	0.00	0.00	(242,700.00)	0.00 %
Total 99100	Transfers Out	(92,000.00)	(150,700.00)	(242,700.00)	0.00	0.00	0.00	(242,700.00)	0.00 %

Total		(6,225,099.32)	(7,609,909.64)	(13,835,008.96)	331,395.82	3,570,479.90	439,126.58	(9,825,402.48)	28.98 %
-------	--	----------------	----------------	-----------------	------------	--------------	------------	----------------	---------

Total For Fund:	142	(6,225,099.32)	(7,609,909.64)	(13,835,008.96)	331,395.82	3,570,479.90	439,126.58	(9,825,402.48)	28.98 %
-----------------	-----	----------------	----------------	-----------------	------------	--------------	------------	----------------	---------

Fund : 143 Central Cafeteria		Account Description	Balance
			<b>Assets</b>
143-11130-	-	Cash In Bank	1,200.00
143-11140-	-	Cash With Trustee	1,178,764.26
143-14100-	-	Estimated Revenues	4,311,263.00
143-14200-	-	Unliquidated Encumbrances (Control)	59,388.14
143-14500-	-	Expenditures - Current Year (Control)	1,453,934.00
143-14600-	-	Exp Crdgd To Reserve For Prior Yrs Enc	186,338.01
<b>Total Assets</b>			<b>7,190,887.41</b>
<b>Total Assets and Deferred Outflows of Resources</b>			<b>7,190,887.41</b>
			<b>Liabilities</b>
143-21100-	-	Accounts Payable	24.30
143-21310-	-	Income Tax Withheld And Unpaid	117.17
143-21320-	-	Social Security Tax	176.38
143-21325-	-	Employee Medicare Deduction	41.24
143-21330-	-	Retirement Contributions	170.67
143-21341-	-	Gr Co Teacher Ins	0.00
143-21342-	-	Usable Life	(1.20)
143-21353-	-	Usable Cancer	0.00
143-21361-	-	Usable Vol Life	0.00
143-21362-	-	Usable UI/104t	0.00
143-21370-	-	Usable Disability	(118.94)
143-28100-	-	Appropriations (Control)	(4,311,263.00)
143-28500-	-	Revenues (Control)	(1,721,369.58)
143-28510-	-	Transfers From Other Funds (Control)	(186,000.00)
<b>Total Liabilities</b>			<b>(6,218,222.96)</b>
143-34110-	-	Encumbrances - Current Year	(59,388.14)
143-34120-	-	Encumbrances - Prior Year	(193,782.01)
143-34570-	-	Restricted For Operation Of Non-Inst Ser	(719,494.30)
<b>Total Equities</b>			<b>(972,664.45)</b>
<b>Total Liabilities, Deferred Inflows of Resources, and Fund Bal</b>			<b>(7,190,887.41)</b>
<b>Fund Totals:</b>	<b>143</b>	<b>Central Cafeteria</b>	<b>0.00</b>

Template Name: LGC Defined  
 Created by: LGC  
 Revenue Statement  
 by Sub Fund

Greene County Board of Education  
 Statement of Revenues by Sub-Fund  
 March 2021

User: Kayla Crawford  
 Date/Time: 04/08/2021 9:31 AM  
 Page 1 of 1

Fund : 143 Central Cafeteria Original Est Amendments Total Estimated YTD Realized Unrealized Current Revenue

43521	Lunch Payments-Children	501,785.00	0.00	501,785.00	(1,853.30)	499,931.70	0.37%	0.00
43522	Lunch Payments-Adults	85,541.00	0.00	85,541.00	(3,058.37)	82,482.63	3.58%	0.00
43523	Income From Breakfast	157,329.00	0.00	157,329.00	(775.90)	156,553.10	0.49%	0.00
43525	A La Carte Sales	400,263.00	0.00	400,263.00	(11,565.00)	388,698.00	2.89%	0.00
<b>43000</b>	<b>TOTAL CHARGES FOR CURRENT SERVICES</b>	<b>1,144,918.00</b>	<b>0.00</b>	<b>1,144,918.00</b>	<b>(17,252.57)</b>	<b>1,127,665.43</b>	<b>1.51%</b>	<b>0.00</b>

44110	Interest Earned	1,000.00	0.00	1,000.00	(335.19)	664.81	33.52%	0.00
44170	Misc Refunds	0.00	0.00	0.00	(368.57)	(368.57)	No Budget	0.00
<b>44000</b>	<b>TOTAL OTHER LOCAL REVENUE</b>	<b>1,000.00</b>	<b>0.00</b>	<b>1,000.00</b>	<b>(703.76)</b>	<b>296.24</b>	<b>70.38%</b>	<b>0.00</b>

46520	School Food Service	32,880.00	0.00	32,880.00	(31,921.92)	958.08	97.09%	0.00
<b>46000</b>	<b>TOTAL STATE OF TENNESSEE</b>	<b>32,880.00</b>	<b>0.00</b>	<b>32,880.00</b>	<b>(31,921.92)</b>	<b>958.08</b>	<b>97.09%</b>	<b>0.00</b>

47111	Section4-Lunch	2,044,213.00	0.00	2,044,213.00	(1,080,839.26)	963,373.74	52.87%	0.00
47112	USDA Commodities	254,376.00	0.00	254,376.00	(94,464.62)	159,911.38	37.14%	0.00
47113	Breakfast	599,016.00	0.00	599,016.00	(471,895.62)	127,120.38	78.78%	0.00
47114	USDA - Other	48,860.00	0.00	48,860.00	(24,291.83)	24,568.17	49.72%	0.00
<b>47000</b>	<b>TOTAL FEDERAL GOVERNMENT</b>	<b>2,946,465.00</b>	<b>0.00</b>	<b>2,946,465.00</b>	<b>(1,671,491.33)</b>	<b>1,274,973.67</b>	<b>56.73%</b>	<b>0.00</b>

49800	Operating Transfers	0.00	186,000.00	186,000.00	(186,000.00)	0.00	100.00%	(186,000.00)
<b>49000</b>	<b>TOTAL OPERATING TRANSFERS</b>	<b>0.00</b>	<b>186,000.00</b>	<b>186,000.00</b>	<b>(186,000.00)</b>	<b>0.00</b>	<b>0.00%</b>	<b>(186,000.00)</b>

Total For Fund: 143 4,125,263.00 186,000.00 4,311,263.00 (1,907,369.58) 2,403,893.42 44.24% (186,000.00)

Fund : 143 Central Cafeteria

Account Number	Account Description	Budget Amount	Budget Amendments	Amended Budget	Month-to-Date Expenditures	Year-to-Date Expenditures	Outstanding Encumbrances	Unencumbered Balance	% Of Budget Exp
<b>73100</b>									
162	Clerical Personnel	(39,210.00)	0.00	(39,210.00)	0.00	16,726.84	0.00	(22,483.16)	42.66 %
201	Social Security	(2,450.00)	0.00	(2,450.00)	0.00	1,021.11	0.00	(1,428.89)	41.68 %
204	State Retirement	(2,745.00)	0.00	(2,745.00)	0.00	1,170.89	0.00	(1,574.11)	42.66 %
206	Life Insurance	(15.00)	0.00	(15.00)	0.00	6.00	0.00	(9.00)	40.00 %
207	Medical Insurance	(8,050.00)	0.00	(8,050.00)	0.00	3,135.00	0.00	(4,915.00)	38.94 %
208	Dental Insurance	(150.00)	0.00	(150.00)	0.00	0.00	0.00	(150.00)	0.00 %
210	Unemployment Compensation	(30.00)	0.00	(30.00)	0.00	0.00	0.00	(30.00)	0.00 %
212	Employer Medicare	(575.00)	0.00	(575.00)	0.00	238.81	0.00	(336.19)	41.53 %
307	Communication	(11,000.00)	(6,000.00)	(17,000.00)	1,005.23	10,279.31	0.00	(6,720.69)	60.47 %
336	Maintenance And Repair Services-Equipm	(35,000.00)	0.00	(35,000.00)	3,912.01	15,848.28	4,273.46	(14,878.26)	57.49 %
348	Postal Charges	(2,500.00)	0.00	(2,500.00)	0.00	2,500.00	0.00	0.00	100.00 %
349	Printing, Stationery And Forms	(2,500.00)	0.00	(2,500.00)	0.00	2,000.00	0.00	(500.00)	80.00 %
355	Travel	(500.00)	0.00	(500.00)	0.00	0.00	0.00	(500.00)	0.00 %
399	Other Contracted Services	(3,512,258.00)	6,000.00	(3,506,258.00)	1,572.16	1,277,482.22	0.00	(2,228,775.78)	36.43 %
435	Office Supplies	(2,000.00)	(3,500.00)	(5,500.00)	0.00	719.75	4,280.25	(500.00)	90.91 %
469	Usda - Commodities	(254,376.00)	0.00	(254,376.00)	0.00	94,464.62	0.00	(159,911.38)	37.14 %
499	Other Supplies And Materials	(10,000.00)	0.00	(10,000.00)	0.00	4,048.53	570.00	(5,381.47)	46.19 %
599	Other Charges	(15,000.00)	3,500.00	(11,500.00)	43.35	10,700.39	0.00	(799.61)	93.05 %
710	Food Service Equipment	(226,904.00)	(186,000.00)	(412,904.00)	7,996.75	13,592.25	50,264.43	(349,047.32)	15.47 %
<b>Total 73100</b>	<b>Food Service</b>	<b>(4,125,263.00)</b>	<b>(186,000.00)</b>	<b>(4,311,263.00)</b>	<b>14,529.50</b>	<b>1,453,934.00</b>	<b>59,388.14</b>	<b>(2,797,940.86)</b>	<b>35.10 %</b>
<b>Total</b>	<b>Food Service</b>	<b>(4,125,263.00)</b>	<b>(186,000.00)</b>	<b>(4,311,263.00)</b>	<b>14,529.50</b>	<b>1,453,934.00</b>	<b>59,388.14</b>	<b>(2,797,940.86)</b>	<b>35.10 %</b>
<b>Total For Fund:</b>	<b>143</b>	<b>(4,125,263.00)</b>	<b>(186,000.00)</b>	<b>(4,311,263.00)</b>	<b>14,529.50</b>	<b>1,453,934.00</b>	<b>59,388.14</b>	<b>(2,797,940.86)</b>	<b>35.10 %</b>

Fund : 177		Education Capital Projects	
Account Number	Account Description		Balance
<b>Assets</b>			
177-11140-	Cash With Trustee		10,616,092.97
177-11430-	Due From Other Governments		0.00
177-11500-	Property Taxes Receivable		845,820.00
177-11510-	Allowance For Uncollectable Property Tax		(22,136.00)
177-14100-	Estimated Revenues		10,312,650.00
177-14200-	Unliquidated Encumbrances (Control)		7,960,581.06
177-14500-	Expenditures - Current Year (Control)		1,596,196.30
177-14600-	Exp Chgd To Reserve For Prior Yrs Enc		381,971.00
	<b>Total Assets</b>		<b>31,691,175.33</b>
<b>Total Assets and Deferred Outflows of Resources</b>			
			<b>31,691,175.33</b>
<b>Liabilities</b>			
177-21100-	Accounts Payable		0.00
177-28100-	Appropriations (Control)		(10,312,650.00)
177-28500-	Revenues (Control)		(11,664,486.97)
177-29940-	Deferred Current Property Taxes		(803,766.00)
177-29945-	Deferred Delinquent Property Taxes		(19,918.00)
	<b>Total Liabilities</b>		<b>(22,800,820.97)</b>
177-34110-	Encumbrances - Current Year		(7,960,581.06)
177-34120-	Encumbrances - Prior Year		(381,971.00)
177-39000-	Unassigned		(547,802.30)
	<b>Total Equities</b>		<b>(8,890,354.36)</b>
	<b>Total Liabilities, Deferred Inflows of Resources, and Fund Bala</b>		<b>(31,691,175.33)</b>
<b>Fund Totals:</b>	<b>177</b>	<b>Education Capital Projects</b>	<b>0.00</b>

Template Name: LGC Defined  
 Created by: LGC  
 Revenue Statement  
 by Sub Fund

Greene County Board of Education  
 Statement of Revenues by Sub-Fund  
 March 2021

User: Kayla Crawford  
 Date/Time: 04/08/2021 9:49 AM  
 Page 1 of 1

Fund :	177	Education Capital Projects	Original Est	Amendments	Total Estimated	YTD Realized	Unrealized	% Realized	Current Revenue
40110		Current Property Tax	650,000.00	0.00	650,000.00	(762,919.77)	(112,919.77)	117.37%	(39,384.22)
40120		Trustee's Collections-Prior Year	22,500.00	0.00	22,500.00	(21,904.00)	596.00	97.35%	(5,655.93)
40125		Trustee Collection Bankruptcy	50.00	0.00	50.00	(76.84)	(26.84)	153.68%	(0.61)
40130		Circuit Clerk	7,000.00	0.00	7,000.00	(7,164.85)	(164.85)	102.36%	(932.11)
40140		Interest & Penalty	7,500.00	0.00	7,500.00	(8,066.38)	(566.38)	107.55%	(1,992.78)
40161		Payments in Lieu of Taxes TVA	350.00	0.00	350.00	(319.05)	30.95	91.16%	(35.45)
40162		Payment in Lieu of Taxes Local Utility	1,000.00	0.00	1,000.00	(942.74)	57.26	94.27%	(102.37)
40163		Payment in Lieu of Taxes Other	1,250.00	0.00	1,250.00	(735.74)	514.26	58.86%	(358.10)
40210		Local Option Sales Tax	0.00	600,000.00	600,000.00	(494,345.63)	105,654.37	82.39%	(60,298.82)
40320		Bank Excise	3,000.00	0.00	3,000.00	(3,859.63)	(859.63)	128.65%	(3,859.63)
<b>40000</b>		<b>TOTAL LOCAL TAXES</b>	<b>692,650.00</b>	<b>600,000.00</b>	<b>1,292,650.00</b>	<b>(1,300,334.63)</b>	<b>(7,684.63)</b>	<b>100.59%</b>	<b>(112,630.02)</b>
44110		Interest Earned	20,000.00	0.00	20,000.00	(2,117.19)	17,882.81	10.59%	(125.38)
44540		Sale of Property	0.00	0.00	0.00	(358,565.00)	(358,565.00)	No Budget	0.00
<b>44000</b>		<b>TOTAL OTHER LOCAL REVENUE</b>	<b>20,000.00</b>	<b>0.00</b>	<b>20,000.00</b>	<b>(360,682.19)</b>	<b>(340,682.19)</b>	<b>1803.41%</b>	<b>(125.38)</b>
46990		Other State Revenues	0.00	0.00	0.00	0.00	0.00	No Budget	0.00
49700		Other Local Revenues	0.00	9,000,000.00	9,000,000.00	(10,003,470.15)	(10,003,470.15)	No Budget	0.00
<b>46000</b>		<b>TOTAL STATE OF TENNESSEE</b>	<b>0.00</b>	<b>9,000,000.00</b>	<b>9,000,000.00</b>	<b>(10,003,470.15)</b>	<b>(10,003,470.15)</b>	<b>0.00%</b>	<b>0.00</b>
<b>Total</b>			<b>712,650.00</b>	<b>9,600,000.00</b>	<b>10,312,650.00</b>	<b>(11,664,486.97)</b>	<b>(10,351,836.97)</b>	<b>113.11%</b>	<b>(112,755.40)</b>



Template Name: LGC Defined  
 Created by: LGC

Greene County Board of Education  
 Statement of Expenditures Summary by Obj by Fund  
 March 2021

User: Kayla Crawford  
 Date/Time: 4/7/2021 3:39 PM  
 Page 1 of 1

Account Number	Account Description	Budget Amount	Budget Amendments	Amended Budget	Month-to-Date Expenditures	Year-to-Date Expenditures	Outstanding Encumbrances	Unencumbered Balance	% Of Budget Exp
----------------	---------------------	---------------	-------------------	----------------	----------------------------	---------------------------	--------------------------	----------------------	-----------------

**72310**

510 Trustee's Commission (23,920.00) 0.00 (23,920.00) 1,600.91 21,040.26 0.00 (2,879.74) 87.96 %

Total 72310 (23,920.00) 0.00 (23,920.00) 1,600.91 21,040.26 0.00 (2,879.74) 87.96 %

**91300 Education Capital Projects**

399 Other Contracted Services 0.00 (9,000,000.00) (9,000,000.00) 0.00 1,502,723.94 7,444,610.06 (52,666.00) 99.41 %

707 Building Improvements (128,730.00) (600,000.00) (728,730.00) 0.00 40,896.10 0.00 (687,833.90) 5.61 %

717 Maintenance Equipment 0.00 (185,500.00) (185,500.00) 31,536.00 31,536.00 153,567.00 (397.00) 99.79 %

729 Transportation Equipment (560,000.00) 185,500.00 (374,500.00) 0.00 0.00 362,404.00 (12,096.00) 96.77 %

Total 91300 (688,730.00) (9,600,000.00) (10,288,730.00) 31,536.00 1,575,156.04 7,960,581.06 (752,992.90) 92.68 %

Total (712,650.00) (9,600,000.00) (10,312,650.00) 33,136.91 1,596,196.30 7,960,581.06 (755,872.64) 92.67 %

Total For Fund: 177 (712,650.00) (9,600,000.00) (10,312,650.00) 33,136.91 1,596,196.30 7,960,581.06 (755,872.64) 92.67 %

**GREENE COUNTY SOLID WASTE GAS/ MILEAGE REPORT  
FISCAL YEAR '21 MARCH**

TRUCK #	YEAR	MAKE	Beginning Mileage	Ending Mileage	Fuel/gas	Fuel/diesel	Fuel Cost	Miles Traveled	USE
1	2019	MACK	69674	72361		682.881	1985.45	2687	FRONT LOADER
2	2004	MACK	280178	280383		55.095	165.23	205	FRONT LOADER
3	2013	F-250	140977	142589		114.836	332.91	1612	DIRECTOR
4	1985	IH DUMP	269764	269764				0	ROCK TRUCK
5	2001	F-150	169389	170092	33.586		88.01	703	MOWER TRUCK
6	1997	F-350	270534	271068		66.933	296.51	534	DEMOMETAL SPARE
7	2000	MACK	300981	300981				0	FL (IN REPAIR)
8	2018	MACK	74767	77674		549.27	1592.35	2907	FL/RECYCLE
9	2006	MACK	83035	83035				0	ROLL OFF
12	2008	F-250 4 X 4	161238	162911	196.854		510.95	1673	SUPERVISOR
13	1984	C-10	86596	86903	31.643		65.12	307	CENTER MAINT.
14	2014	MACK	119957	122641		538.348	1606.61	2684	ROLL OFF
15	2014	MACK	157326	159518		399.079	1190.39	2192	ROLL OFF
16	2014	MACK	91099	94343		682.01	2037.94	3244	ROLL OFF
17	2014	MACK	110540	110540				0	ROLL OFF (IN REPAIR)
19	2007	F-250 4 X 4	216372	216883	48.888		130	511	MECHANIC/MAINT.
20	2001	CHEVY VAN	116835	116916	25.196		67	81	VAN INMATES
21	2007	MACK	200000	200000		529.535	1453.84	0	FRONT LOADER
22	2001	F-350	272478	272478				0	DEMOMETAL SPARE (IN REPAIR)
23	2001	MACK	434873	434873				0	FRONT LOADER (IN REPAIR)
25	2003	F-350	243877	243877				0	DEMOMETAL (IN REPAIR)
26	2020	F-350	22611	24367		177.076	522.52	1756	DEMOMETAL
27	2020	F-350	21664	22997		159.538	469.74	1333	DEMOMETAL
28	2007	F-550	305776	306536		83.784	246.02	760	MECHANIC/MAINT.
29	2014	MACK	378055	378252		64.595	193.72	197	FRONT LOADER (IN REPAIR)
30	2013	MACK	143400	143400				0	FL (IN REPAIR)
						2602.88	7472.26		TRANSFER STATION TRUCKS
						1.698	4.41		SHOP FUEL
<b>TOTALS</b>					<b>336.167</b>	<b>6707.558</b>	<b>20430.98</b>	<b>23386</b>	

FL= FRONT LOADER

## GREENE COUNTY SOLID WASTE

DATE	TON	TRANSFER STATION	LOADS	BUS.	DEMO	COPPER/ BRASS	PLASTIC	O.C.C.	O.N.P.	ALUM	BATT	USED OIL	TIRE COUNT	TIRE WGT	RADIATOR	TIN/ LIGHT STEEL	FENCE WIRE	USED ANTIFREEZE	
APRIL '21																			
1	74.84	158.39	33	23	1.76				18800				763	8.94					
2	49.01	98.99	19	14	5.23			9620											
5	161.55	122.9	46	29	10.22			7460					169	1.94		10120			
6	55.23	165.41	38	29	16.85		3720						515	5.96		11380			
7	75.16	186.98	28	16	6.76					238			315	3.62		5180	1380		
8	97.08	116.58	32	21												2940			
9	46.99	126.67	14	10	8.98			8100					8	0.17		1760			
10*			3	1															
12	135.82	204.1	39	26	10.45			7120					190	2.19		9840			
13	64.1	185.44	40	31	12.02		3820									6060			
14	59.58	53.9	22	12	1.07			8140					610	3.56		7580			175
15	75.31	53.73	31	21	1.35				12640	1080									
16	55.3	97.08	23	18	7.64			7740					193	2.22		2420			
19	153.72	170.28	53	32	10.72			6720					1	0.06		7340			
20	63.45	165.62	38	28	10.11		2720									10240			
21	58.84	86.28	25	15	3.2								229	3.48		5620			
22	68.6	159.48	27	18	0.56			5020								4160			
23	52.33	110.03	18	14	3.52			8000					362	4.16		1500			
26	127.33	79.48	45	28	8.83			7580					154	1.77		3520			
27	58.41	111.13	41	28	10.42											3900			
28	59.11	73.55	25	14	2.6			6160					143	1.65		3780			
29	75.28	166.8	29	20	1.48														
30	63.29	113.46	25	16	8.83			9240					495	8.01		3740			
MARCH DIFF		210.55						-15020		2640						83190			
TOTALS	1730.33	3016.83	694	464	142.6		10260	75880	31440	3958	1300	610	3766	47.73		184270	1380		175

MARCH DIFF= amounts collected after March report turned in

# GREENE COUNTY SOLID WASTE

## COMPACTOR TONS PER DAY

WEEK OF 4/1/21	MONDAY	TUESDAY	WEDNESDAY	THURSDAY	FRIDAY	TOTAL
CENTER						
AFTON					10.17	10.17
BAILEYTON				5.61		5.61
CLEAR SPRINGS						0
CROSS ANCHOR						0
DEBUSK					9.63	9.63
GREYSTONE						0
HAL HENARD				16.79		16.79
HORSE CREEK				8.86	1.74	10.6
MCDONALD				4.92		4.92
OREBANK						0
ROMEO						0
ST. JAMES					6.02	6.02
SUNNYSIDE					7.21	7.21
WALKERTOWN						0
WEST GREENE				21.11		21.11
WEST PINES						0
CHUCKEY-DOAK						0
MOSHEIM						0
WEST GREENE HS						0
GRAND TOTAL	0	0	0	57.29	34.77	92.06

# GREENE COUNTY SOLID WASTE

## COMPACTOR TONS PER DAY

WEEK OF 4/5/21	4/5/2021	4/6/2021	4/7/2021	4/8/2021	4/9/2021	TOTAL
CENTER	MONDAY	TUESDAY	WEDNESDAY	THURSDAY	FRIDAY	
AFTON	19.08			15.07	13.02	47.17
BAILEYTON	8.11			7.74		15.85
CLEAR SPRINGS			8.24			8.24
CROSS ANCHOR		9.33		3.03	4.3	16.66
DEBUSK		12.11			9.97	22.08
GREYSTONE	9.18			6.62		15.8
HAL HENARD	16.17		13.67	2.08		31.92
HORSE CREEK	7.77			8.43		16.2
MCDONALD	5.88			5.86		11.74
OREBANK			6.9			6.9
ROMEO	7.95		5.54			13.49
ST. JAMES			8.78			8.78
SUNNYSIDE		8.13	1.95			10.08
WALKERTOWN	9.35		8.45			17.8
WEST GREENE	22.66			25.59		48.25
WEST PINES		7.75			7.35	15.1
CHUCKEY-DOAK						0
MOSHEIM						0
WEST GREENE HS						0
GRAND TOTAL	106.15	37.32	53.53	74.42	34.64	306.06

# GREENE COUNTY SOLID WASTE

## COMPACTOR TONS PER DAY

WEEK OF 4/12/21	4/12/2021	4/13/2021	4/14/2021	4/15/2021	4/16/2021	TOTAL
CENTER	MONDAY	TUESDAY	WEDNESDAY	THURSDAY	FRIDAY	
AFTON	9.86			8.11	14.08	32.05
BALLEYTON	7.42			6.07		13.49
CLEAR SPRINGS						0
CROSS ANCHOR			7.97			7.97
DEBUSK		11.61			8.54	20.15
GREYSTONE		8.9				8.9
HAL HENARD	13.97			14.81		28.78
HORSE CREEK	6.67		5.33		5.24	17.24
MCDONALD	6.77			5.28		12.05
OREBANK			7.48			7.48
ROMEO	8.94		7.14			16.08
ST. JAMES		7.11			5.32	12.43
SUNNYSIDE		9.18			6.94	16.12
WALKERTOWN	9.42		7.02			16.44
WEST GREENE	21.48			22.12		43.6
WEST PINES			8.6			8.6
CHUCKEY-DOAK						0
MOSHEIM						0
WEST GREENE HS						0
GRAND TOTAL	84.53	36.8	43.54	56.39	40.12	261.38

# GREENE COUNTY SOLID WASTE

## COMPACTOR TONS PER DAY

WEEK OF 4/19/21	4/19/2021	4/20/2021	4/21/2021	4/22/2021	4/23/2021	TOTAL
CENTER	MONDAY	TUESDAY	WEDNESDAY	THURSDAY	FRIDAY	
AFTON	17.34				21.18	38.52
BAILEYTON	7.74			7.25		14.99
CLEAR SPRINGS			9.34			9.34
CROSS ANCHOR		9.64			6.08	15.72
DEBUSK		10.95			8.46	19.41
GREYSTONE	8.2			5.37		13.57
HAL HENARD	14.26			13.28		27.54
HORSE CREEK	4.13			6.15		10.28
MCDONALD	6.14			4.86		11
OREBANK			6.88			6.88
ROMEO	8.5		5.89			14.39
ST. JAMES			8.45			8.45
SUNNYSIDE		6.51	2.78			9.29
WALKERTOWN	9.16		7.04			16.2
WEST GREENE	21.16			18.15		39.31
WEST PINES		7.39			5.5	12.89
CHUCKEY-DOAK						0
MOSHEIM						0
WEST GREENE HS						0
GRAND TOTAL	96.63	34.49	40.38	55.06	41.22	267.78

# GREENE COUNTY SOLID WASTE

## COMPACTOR TONS PER DAY

WEEK OF 4/26/21	4/26/2021	4/27/2021	4/28/2021	4/29/2021	4/30/2021	TOTAL
CENTER	MONDAY	TUESDAY	WEDNESDAY	THURSDAY	FRIDAY	
AFTON	14.86				24.09	38.95
BAILEYTON	6.41			7.05		13.46
CLEAR SPRINGS						0
CROSS ANCHOR			6.49			6.49
DEBUSK		11.05			9.3	20.35
GREYSTONE		8.21				8.21
HAL HENARD	11.09			17.09		28.18
HORSE CREEK	7.43		6.83	3.03		17.29
MCDONALD	4.85			5.07		9.92
OREBANK			5.85			5.85
ROMEO	6.98		7.02			14
ST. JAMES		6.43			5.93	12.36
SUNNYSIDE		6.31			8.08	14.39
WALKERTOWN	9.01		7.56			16.57
WEST GREENE	16.17			26.06		42.23
WEST PINES			8.37			8.37
CHUCKEY-DOAK						0
MOSHEIM						0
WEST GREENE HS						0
GRAND TOTAL	76.8	32	42.12	58.3	47.4	256.62



# GREENE COUNTY SOLID WASTE

## COMPACTOR TOTALS FOR APRIL 2021

AFTON	166.86
BAILEYTON	63.4
CLEAR SPRINGS	17.58
CROSS ANCHOR	46.84
DEBUSK	91.62
GREYSTONE	46.48
HAL HENARD	133.21
HORSE CREEK	71.61
MCDONALD	49.63
OREBANK	27.11
ROMEO	57.96
ST. JAMES	48.04
SUNNYSIDE	57.09
WALKERTOWN	67.01
WEST GREENE	194.5
WEST PINES	44.96
CHUCKEY-DOAK	0
MOSHEIM	0
WEST GREENE HS	0
GRAND TOTAL	1183.9

GREENE COUNTY ANIMAL CONTROL COMMITTEE

JANUARY 20, 2021

The Greene County Animal Control Committee met on January 20, 2021 at the Courthouse Annex.

Present were commissioners: Teddy Lawing, Jeffrey Bible, Robin Quillen and Kaleb Powell via Zoom. Also present were: Mayor Morrison, Roger Woolsey and Chris Cutshall, AC Manager. Connecting via Zoom were: Eugenia Estes, Greeneville Sun and Radio Greeneville Reid Seals.

Last meeting minutes was approved by Teddy Lawing and seconded by Jeff Bible.

The quarterly reports were given by Chris Cutshall. The numbers were more favorable during the quarter and during the past year. For this quarter, there were ZERO adoptable animals euthanized. This is greatly improved by rescues pulling animals and the transports that take them up north to new homes.

We have collected enough money from the one dollar addition to each rabies shot given in the county to pay for two new trucks for AC. A total of 17,216 animals were rabies vaccinated in our county last year.

The new AC radios should be installed by now.

A motion to adjourn was made by Teddy Lawing, seconded by Jeffrey Bible.

Next meeting will be on April 21, at 3.00 at the annex.

Respectfully submitted,

Robin Quillen

RANGE MINUTES

FEBRUARY 8, 2021

MEMBERS ATTENDING INCLUDED POLICE CHIEF AND CHAIRMAN TIM WARD, SHERIFF WESLEY HOLT, DICK FAWBUSH, ROCCO PRESTON, BRIAN CLICK, JAMES O. McAFEE AND JERRY STROM. OTHERS ATTENDING INCLUDED RANGE MASTER TERRY CANNON, COUNTY MAYOR KEVIN MORRISON, CHIEF DEPUTY DAVID BEVERLY, GPD CAPTAIN TIM DAVIS, TOMMY WHITEHEAD WITH TWRA, KENN CARPENTER, COUNTY ATTORNEY ROGER WOOLSEY AND DIANE SWATZELL. QUORUM BEING PRESENT CHAIRMAN WARD CALLED MEETING TO ORDER AT 8:43 A.M. MOTION TO ACCEPT MINUTES WAS APPROVED ON A MOTION BY JERRY STROM AND SECOND BY SHERIFF HOLT. MOTION CARRIED.

OLD BUSINESS - GRANT UPDATE

JERRY STROM ADVISED THAT HE SPOKE WITH TIM CHURCHILL AND RON MAHONEY AND THEY ADVISED THAT GRANT WOULD BE APPROVED. WE STILL NEED THE LETTER REGARDING THE HISTORICAL AND ARCHAEOLOGICAL STUDY. WE WILL HAVE TO DO A NEW REVIEW IF OLD LETTER CAN'T BE LOCATED. MAYOR MORRISON HAS CHECKED HIS OFFICE TO SEE IF THEY HAVE A RECORD OF LETTER BUT TO NO AVAIL. WAITING TO SEE IF DAVE WRIGHT HAS A COPY.

UPPER RANGE UPDATE

TERRY CANNON ADVISED THAT JAIL TRUSTEE WE WERE USING WAS RELEASED. WE CAN NOT GET WIFI TO CONNECT TO COMPUTER AND NEED CITY I.T. TO LOOK AT BOXES.

INTERIOR WALL UPDATE

CANNON ADVISED THAT TIM TWEED LOOKED AND ADVISED THAT WALL WOULD BE OKAY IF WE USED DOUBLE DOORS. WILL CHECK ON JD METAL CONSTRUCTING COMPLETE WALL AND INSTALLING. KENN CARPENTER SUGGESTED A MOVING WALL. JERRY STROM AGREED THAT A COLLAPSIBLE WALL WOULD BE MORE FUNCTIONAL. COMMITTEE ASKED RANGE MASTER CANNON TO GET PRICING.

SHERIFF HOLT ASK IF WALTER STATE WAS PAYING FOR RANGE USAGE. CANNON ADVISED THEY ARE PAYING BUT DUE TO COVID 19 CLASSES ARE MUCH SMALLER.

SCTP UPDATE

JERRY STROM SPOKE WITH ANDREW PIERCY REGARDING LETTER SENT TO SCHOOL SUPERINTENDENT REGARDING COACHES CLASS AT HOG HEAVEN ON FEBRUARY 13, 2021. ALL COACHES ARE REQUIRED TO TAKE A FOUR (4) HOUR COURSE FOR CERITIFICATON.

A CLEARING HOUSE TO PURCHASE AMMO TO SHARE WITH SCHOOLS IS PROGRESSING.

NEW BUSINESS -- NO

NEXT MEETING WILL BE IN TWO (2) MONTHS ON APRIL 13, 2021 AT 8:30 A.M. AT RANGE.

MEETING ADJOURNED AT 9:25 A.M. ON MOTION BY SHERIFF HOLT AND SECOND BY JAMES McAFEE. MOTION CARRIED AND MEETING ADJOURNED.

DIANE SWATZELL

RECORDING SECRETARY

Approved 4/13/2021  
Diane Swartzell

Greene County Purchasing Committee  
March 15, 2021 5:30pm  
Greene County Courthouse Jury Room

Members Present

Mayor Kevin Morrison  
Commissioner Lyle Parton-via Zoom  
Commissioner Pam Carpenter  
Commissioner Teddy Lawing  
Commissioner Tim White-via Zoom

Others Present

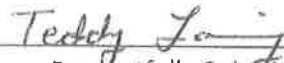
Diane Swartzell  
Roger Woolsey

The Greene County Purchasing Committee met March 15, 2021 at 5:30pm in the Jury Room at the Greene County Courthouse. Chairman Tim White called the meeting to order via Zoom and a roll call was called with all members present.

Prior Minutes from February 16, 2021 were presented for review of the Committee. Upon motion by Lyle Parton and a second by Pam Carpenter and after a roll call vote, the minutes were approved.

Bid 1153: Kinser Park Septic Upgrade Upon motion of Lyle Parton and a second by Pam Carpenter, motion to accept the bid of \$139,500 from IWS-Innovative Wastewater Solutions of Greeneville, Tennessee was accepted by the Committee after a roll call vote was taken.

With no further business, motion to adjourn by Commissioner Teddy Lawing and a second by Lyle Parton, meeting was adjourned.



Respectfully Submitted

Commissioner Teddy Lawing

Secretary

Greene County Purchasing Committee

## GREENE COUNTY PERSONNEL POLICIES COMMITTEE

June 23, 2020

Greene County Annex Building, Greeneville, Tennessee

### MEMBERS PRESENT:

Mayor Kevin Morrison – Ex Officio  
Erin Elmore – Ex Officio  
Pam Carpenter – Commissioner  
Butch Patterson – Commission  
Brad Peters – Commissioner (via ZOOM)

Robin Quillen – Commissioner  
Teddy Lawing – Commissioner  
Clifford “Doc” Bryant – Commissioner  
Kaleb Powell – Commissioner

### MEMBERS NOT PRESENT:

### ALSO PRESENT:

Roger Woolsey, County Attorney  
Danny Lowery, Budget & Finance Director  
Sheriff Wesley Holt  
Michelle Holt, Sheriff’s Dept  
Charles Morelock, Sheriff’s Dept  
Calvin Hawkins, EMS Director

Angela Morgan, Sheriff’s Dept  
Jeff Morgan, Sheriff’s Dept  
Chief David Beverly, Sheriff’s Dept  
Ray Allen, Sheriff’s Dept  
Nick Milligan, Sheriff’s Dept

### CALL TO ORDER:

Mayor Morrison called the meeting to order at 3:30 P.M. in the conference room at the Greene County Annex.

### MINUTES:

A motion to approve the minutes from January 10, 2020 was made by Commissioner Doc Bryant, seconded by Commissioner Pam Carpenter. No discussion. Vote taken to approve. All in favor. Minutes approved.

### DISCUSSION: Old Business

Mayor Morrison started the discussion by reminding the committee that the last meeting was on January 10<sup>th</sup>, before the Covid Pandemic occurred. Going into Old Business, the Refined Accrual Plan has been worked on for long time. Leadership team sat down to come up with the accrual plan and wanted to reward loyal employees and tenure. Example would be someone that is just joining the Sheriff’s Department out of the academy to accrue less than someone that’s been there a while. Mayor Morrison asked everyone to look at the vacation and sick policies given out to the members. After discussion around the table on the accrual, the Mayor

stated that there would be a max payout of 100 hours using this policy. Roger Woolsey then asked if there will be anything put into place stating how much time an employee must give for retirement so nobody leaves at a busy time for their office. Erin stated we can mirror the language for use of vacation time for the termination paragraph. Roger then gave the members reason why this policy needs to be in place. There was discussion on the wording of the advance notice for retirement. Mayor Morrison suggested 30 days notice for retirement.

Doc Bryant made the motion that in cases of retirement and use of these hours, 30 day notice to be given barring any emergency health issues and to be determined by the Department head. Robin Quillen second the motion. No further discussion. All in favor. Motion passed.

Butch Patterson then brought up the sick leave. He asked what the max number of sick days a person can use. He used the example that if a person has 3000 sick hours, that's a lot of sick days and a person using up a doctor excuse to continue to draw a pay check. After FMLA runs out, they can be terminated. Butch wants this put with the sick policy. Erin said it's in the FMLA section. Doc Bryant asked why not put this will be determined per FMLA policy. Roger stated this will work. Discussion around the table on sick hours and the use of those hours.

Butch Patterson made the motion to add FMLA guidelines and regulation to 3.3 Section for Sick Policy. Doc Bryant second. No further discussion. All in favor. Motion passed.

#### **DISCUSSION: New Business**

Mayor Morrison then brought the committee to new business by stated that there are a couple of department heads here at the meeting. All but one department has signed off on this personnel policy which is fantastic. He stated that we tried to incorporate and be fair for all. We have all departments but one to sign on. Robin asked if we have any hope of that department signing on. Doc Bryant asked which department and was told the Highway Department. Roger stated that the Greene County Road Supervisor was advised by another Road Supervisor not to join a County wide policy and to keep his own. Mayor Morrison stated he took stock in what Rodney Carmichael with the State advised which was to use their own policy. Robin stated that when the Commission gives raises, etc, they don't get included if not under the County policy. Doc asked if the Commission has to approve their policy. Erin state it would just have to be on the minutes.

Discussion then went to the departments not included on the vacation/sick policy. Board of Education, Health Department and EMS have a different policy. Highway Department has not signed onto the policy at all. Discussion went to maintenance of effort. Can't give less, but can give or not give more. More discussion followed on the one department not signing on to the County Personnel Policy.

Mayor Morrison suggested a motion to be made to submit the complete policy to the County Commission at the July meeting. Robin Quillen made motion with a second by Kaleb Powell. Discussion on the motion: Michelle Holt asked for clarification on when Sheriff Dept holiday has to be used. Holiday time can't be taken before the holiday, meaning can't take in advance of the holiday. Erin said she will put that in there to clarify this. Michelle then wanted to thank the

committee for their fairness to the Sheriff's Department. She then asked about the wording on gifts. Mayor Morrison suggested putting in "of nominal value". After more discussion on changing the wording, Mayor Morrison gave another suggestion which Roger said was fine.

Doc Bryant then made the motion to amend to include new language on gifts and the vacation and holiday accrual. Angela Morgan then asked about the language on holidays. Erin said she would clarify that. Robin Quillen then second the motion. No further discussion on this amendment. All in Favor.

Back to original motion to submit the Personnel Policy as amended. Robin then stated there needs to be discussion with that one department and what they are losing by not signing on to the policy. Erin stated she has sign sheet that all department heads must sign for this. With no further discussion, vote was taken. All in favor. Motion passed.

Charles Morelock then asked to speak. He wished to thank Mayor Morrison and the committee for everything they have done and appreciates the consideration of their concerns as Sheriff's Department employees. Sheriff Holt asked thanked the committee and stated this was needed.

With no further discussion, Robin Quillen made the motion to adjourn with a second by Butch Patterson. All in favor. Meeting adjourned.

No future meeting was set.

Respectfully Submitted,  
Kim Hinson





**Greene County Budget and Finance Committee  
Meeting-Minutes April 7th, 2021 Meeting  
Greene County Annex Conference Room, Greeneville, Tennessee**

- B. A Resolution to declare County owned Property Surplus, Obsolete, or Unusable, pursuant to T.C.A. 5-14—108. Items from Sheriff's Department, Solid Waste and Highway Department that wishes to sell on GovDeals. Commission Quillen made a motion to amend and approve Resolution B. It was seconded by Commissioner Burkey. Motions carried.**
  
- C. A Resolution of the Greene County Legislative Body authorizing the appropriation of up to \$1,000,000 from the Funds allocated to Greene County from the American Rescue Plan to replace the doors and locks from the cells and the fire alarm for the Greene County Jail for FYE June 30, 2021. Commission Quillen made a motion to amend and approve Resolution C. It was seconded by Commissioner Waddle. Motions carried.**
  
- D. A Resolution of the Greene County Legislative Body authorizing the appropriation of up to \$1,403.162 from the Funds allocated to Greene County from the American Rescue Plan to Solid Waste-Fund 116 for the purchase of Capital Equipment and the addition of a Mechanic and Assistant for the FYE June 30, 2021. Commission Waddle made a motion to amend and approve Resolution D. It was seconded by Commissioner Quillen. Motions carried.**

Greene County Partnership Jeff Taylor, addressed the committee concerning his Wednesday weekly legislator calls. At this time, he meets with various representatives from Tennessee. His job is to monitor things that impact our region. One thing to come up in the legislative meeting that was introduced out of middle Tennessee, was to change car tag renewals from annual to bi-annual. He wanted to give all everyone a heads up on this. The impact is going to make a difference by cutting in half the fees. He wants everyone's input where the representatives will know their thoughts. He will continue monitoring this situation. He represents the voice of our Government and he cannot voice his opinion.

- Motion to go Into Closed Session was made by Commissioner Quillen.

**NEXT MEETING:**

The next scheduled meeting for the Budget & Finance meeting will be Wednesday, May 5th, at 1:00 P.M. in the conference room of the Greene County Annex building.

Respectfully submitted,  
Regina Nuckols  
Budget & Finance Secretary

**Greene County Insurance Committee  
Regular Meeting-Minutes Open Session  
March 24, 2021  
Greene County Annex Greeneville, Tennessee**

**Members Present:**

Danny Lowery-Budget Director	Kevin Morrison-Mayor	William Dabbs-Comm
Roger Woolsey-Cnty Atty	Wesley Holt- Sheriff	Brad Peters-Comm Zoom
Kevin Swatsell- Road Sup by Zoom	David McLain- GCS Director by Zoom	
John Waddle-Comm By Zoom	Erin Elmore- HR	Dale Tucker-Comm

**Also, Present:**

Andrea Hillis- Tri- State	John McInturff-MMB	
Megan Kell- Ballad	Chris Poynter- Trinity	Sandy Fowler- Atty Assist.
Kim Peterson – Tri State	Tony Williamson- Trinity	

**Call to Order:**

Mayor Morrison called meeting to order at 8:34 a.m. Meeting was held in person and by online web conference due to the COVID 19 to maintain social distancing. Quorum was present.

**Minutes:**

Minutes from the February 24, 2021 was approved with no opposition by a motion made by Erin Elmore and being seconded by Commissioner Dabbs. Commissioner Tucker abstained.

**Reports:**

Danny Lowery presented the February 2021 financials for 121 and 264 Funds. Motion to approve the reports was made by Roger Woolsey and was seconded by Commissioner Dabbs. Danny Lowery abstaining since they were his reports.

**Discussion:**

Megan Kell gave clinic reports, February the provider had 102 visits with 113 nurse visits and there was a total of 945 prescriptions done including 123 refills. An average of fifteen patients were seen per day averaging. Clinic tracked 34 no shows in February. Megan is still currently tracking the no shows and should be able to report what departments those are coming from in April. Clinic is adding more patients seen in a day and streamlining the clinic flow. Time in and out slips are now being given to patients. Roger informed Megan that the names of the employees that are a no show can be given to that employee's department head.

Chris Poynter informed the committee that he was able to get the medical reinsurance with no increase this year and at a refund eligible cell.

Roger Woolsey informed the committee of school districts for the Middle and High school levels excess accidental coverage for student athletes. John McInturff will be looking into the rates for the committee. This would be secondary to the child's health coverage provided by parents or TennCare and or Medicare.

**Greene County Insurance Committee  
Regular Meeting-Minutes Open Session  
March 24, 2021  
Greene County Annex Greeneville, Tennessee**

Motion was made by Wesley Holt and was seconded by Danny Lowery to adjourn. Meeting was adjourned for closed session.

Open session was reconvened.

**Claims:**

Motion was made by Commissioner Dabbs and was seconded by Commissioner Peters to approve claim 11000319013100. Motion was approved with no opposition with Wesley Holt abstaining.

Motion to adjourn by Erin Elmore and was seconded by Commissioner Dabbs.

Respectfully Submitted,  
Krystal Justis

Greene County Law Enforcement Committee  
Greene County Courthouse Annex Conference Room  
04-12-2021

Members Present

Wesley Holt  
Hoot Bowers  
Clifford Bryant  
Kathy Crawford  
Jeffery Bible  
Teddy Lawing

Members Absent

Lyle Parton  
Kaleb Powell  
Gary Shelton  
Jason Cobble  
Josh Kesterson

Others Present

David Beverly

The Greene County Law Enforcement Committee met on Monday, April 12, 2021 at 4pm in the Greene County Courthouse Annex Conference Room.

Acting Chairman, Kathy Crawford, called the meeting to order, there was no quorum, so no votes were called for. Acting Chairman Crawford turned the meeting over to Committee Member, Sheriff Wesley Holt.

Sheriff Holt talked to the committee about the lack of space that he was facing and about how his maintenance person, Adam Arrington, has been conducting work at the Detention Center, Workhouse, Sheriff's Department and Courthouse, upgrading those facilities.

First, Sheriff Holt discussed that he has space problems at the Sheriff's Department. There are several detectives using the same office and when they need to interview citizens or suspects in criminal cases, they are having issues having a location to properly conduct the interviews. They have records stored in several locations - the evidence rooms are overflowing - storage space for uniforms and equipment include not only closets and rooms but overflow out into the lobby and stairwells. The District Attorney General, Dan Armstrong, wants all interviews to be video and audio recorded; however, no room exists for this. The Sheriff's Department building is not handicap accessible and persons coming to see detectives have to climb the stairs to the third floor of the building. Wheelchair bound persons have to enter the sidewalk from behind the Sheriff's Department and have to go alongside the building to the front ramp for entry. There are several times a week where citizens need access to the Sheriff's Department to pick-up crash reports, incident reports, speak to the Sheriff, Chief Deputy, records personnel and detectives, and other departments.

Second, Sheriff Holt discussed how Adam Arrington, the maintenance director for the Sheriff's Department, has been working on several issues at the Detention Center, Workhouse, Sheriff's Department and Courthouse that normally require an outside contractor to repair. This has saved the county tens of thousands of dollars. Adam is getting his certifications to work on large electrical, heating and air units and other certifications that will save the county several tens of thousands of dollars each year in the future. When not working on repairs for the Sheriff's Department, he might be useful at other department such as Animal Control, CCU Building, and other county buildings preventing the county from hiring outside contractors. It would be beneficial to pay Adam a salary suitable to his certifications to keep from losing him. Once he has all his certifications, he would be in high demand and would be able to find a very well paid position outside the county government.

After the discussion, the committee was taken to the Workhouse, Sheriff's Department and Detention and to the back of courthouse to look at projects completed by Adam Arrington who provided certified work with great savings to Greene County. The committee also observed the shortage of space at the Sheriff's Department including storage spaces, detective offices, storage of items in hallways, stairwells, closets and the shortage of space in the evidence rooms. Following was dinner at the FOP for the committee.

Respectfully Submitted



Teddy Lawing

County Commissioner  
Law Enforcement Committee

Wesley Hall

Kathy Crawford

Mark Bowers

Alfred King

Jeffrey Bible

STATE OF TENNESSEE  
COUNTY OF GREENE

GREENE COUNTY BEVERAGE BOARD COMMITTEE  
AUGUST 11, 2020  
3:30 P.M.

The Greene County Beverage Board Committee met Tuesday, August 11, 2020, at 3:30 P.M. in the office of the Greene County Clerk, Lori Bryant.

Chairman Bill Dabbs called the Beverage Board Meeting to order. The Beverage Board Committee members who were present for the meeting were as follows: Commissioners Bill Dabbs and Gary Shelton.

Atul Shukla, 1599 Cooks Valley Rd. Kingsport, TN 37664, was present for the Beverage Board Meeting. He filed a Beer Application for Andy's Quick Stop, 700 Jeroldstown Road, Greeneville, TN 37743 formerly known as Jeroldstown Market.

BEER APPLICATION  
ANDY'S QUICK STOP  
ATUL SHUKLA (OWNER)

A motion was made by Commissioner Gary Shelton and seconded by Commissioner Bill Dabbs voted yes to approve the beer application. The motion to approve the beer application for the a permit to sell beer OFF THE PREMISES, at Andy's Quick Stop was approved.

Greene County Emergency Communications District (E911)  
Official Board Meeting Minutes  
Tuesday, March 9, 2021, 3:30pm, Annex Conference Room

Members Present: Teddy Lawing, Jeff Wilburn, Hoot Bowers, Robin Quillen, Pam Carpenter, Alan Shipley.

Members Present by Zoom: John Waddle, Tim Ward

Members Absent: Josh Kesterson.

Other Present: Jerry Bird, Seth Spradlin, Kelley Dabbs, Roger Woolsey, Erin Elmore, David Beverly, Calvin Hawkins, TJ Manis, Jon Waddell, Todd Smith, Cathy Osborne, Jessica Bowers, Roger Woolsey.

Others Present by Zoom: Ken Little, Ryan Holt.

The Greene County Emergency Communications District (E911), Board of Directors met on Tuesday, February 9, 2021, at 3:30pm, at the Greene County Courthouse Annex, Conference Room, Chairman Tim Ward called the meeting to order. A rollcall of Board Members was called, with eight present, one absent.

The prior minutes were presented to the Board for approval. Upon motion by Hoot Bowers and seconded by Alan Shipley, a roll call vote was made, the minutes were approved.

The Treasurer's Report was presented to the Board for approval. Upon motion by Hoot Bowers and a second by Pam Carpenter, a roll call vote was made, the Treasurers Report was approved. Prior to Treasurer's Report approval, there was \$5000 and \$10,000 moved from line items to adjust those with shortages. The motion was made by Pam Carpenter with a second by Tim Ward, a rollcall vote was made and motion passed.

Director Jerry Bird gave a Central Dispatch Update. Central Dispatch started March with good support, 9 shifts a week with 36 monthly shifts. Part-time persons have been filling the law enforcement positions on occasion. Another part-time employee has been hired and has prior experience. Two part-time are now fully trained. Seth Spradlin is still full time dispatcher and doing the NCIC TBI Coordination.

Director Bird gave an update on the new CAD. There have been 3 meetings with the developer, all hardware is up and running and the vendor expects a start in 4 to 6 months and



training completed.

There was a discussion on budget needs and personnel needs for the next budget year. A workshop was held on March 23<sup>rd</sup> at 3:30pm at the Greene County Courthouse Conference Room, as this was a workshop, no votes were taken. It was discussed to move forward with 21 dispatchers if funding could be provided by the County and City. No other action was taken with more discussion planned for the next regular meeting.

Upon motion by Hoot Bowers and a second by Jeff Wilburn, the meeting was adjourned.

The next Board meeting is Tuesday, March 13, 2021 at 3:30pm.

Respectfully Submitted

Pamela Carpenter, Secretary  
County Commissioner

Minutes typed by Commissioner Teddy Lawing.

## **Minutes of the Greene County Regional Planning Commission**

A meeting of the Greene County, TN Regional Planning Commission was held via Zoom video conferencing on Tuesday, March 9, 2021, at 1:00 p.m.

### **Members Present/Absent**

Sam Riley, Chairman  
Gwen Lilley, Vice-Chairman  
~~Gary Rector, Secretary~~  
Lyle Parton, Alternate Secretary  
Edwin Remine  
Kristin Girton  
Stevi Misener  
Phillip Ottinger  
Jason Cobble

### **Staff Representatives Present/Absent**

~~Kevin Morrison, County Mayor~~  
Roger Woolsey, County Attorney  
~~Kevin Swatsell, Road Superintendent~~  
Tim Tweed, Building Official  
Amy Tweed, Planning Coordinator

Also participating: Interested citizens

The Chairman called the meeting to order and welcomed attendees. A roll call vote of members was held, and it was determined that a quorum was present. The Chairman asked if members had received the draft minutes of the February 9, 2021 meeting. A motion was made by Edwin Remine, seconded by Lyle Parton, to approve the minutes as written. The Chairman conducted a roll call vote, which carried unanimously.

**Pleasant Hill United Methodist Church and Cemetery Subdivision.** The Planning Commission reviewed and considered granting preliminary and final approval to the Pleasant Hill United Methodist Church and Cemetery Subdivision, for four lots totaling 5.05 acres, located adjacent to Fox Road in the 1<sup>st</sup> civil district. Information was provided stating the Greene County Board of Zoning Appeals had granted a variance decreasing the rear yard setback for the church from 50 feet to 25 feet, at their February 23, 2021 meeting. The variance was necessary as plots in the cemetery were located within the 50' setback for the church, and not granting the variance would place the lot line between or on graves. Staff stated all signatures had been obtained, the plat met all applicable requirements, and recommended plat approval. A motion was made by Lyle Parton, seconded by Phillip Ottinger, to approve the plat as it met all applicable requirements. The Chairman conducted a roll call vote, which was approved unanimously.

**Redivision of Tracts 1-7 and 9-11 of the Fain Carter Property Subdivision.** This item was removed from the agenda at the property owner's request.

**Berry/Black 2.58 acre Property Subdivision.** This item was removed from the agenda at the property owner's request.

**Replat of lots 3 & 4 of the Twin Creek Estate Subdivision.** The Planning Commission reviewed and considered granting preliminary and final approval to the Replat of lots 3 & 4 of the Twin Creek Estate Subdivision, for one lot totaling 0.98 acre, located adjacent to Falcon Circle in the 14<sup>th</sup> civil district. Staff stated that no plats with signatures had been submitted, and recommended denial. A motion was made by Edwin Remine, seconded by Kriston Girton, to deny approval of the plat, as no plats with signature had been submitted, as required by the *Greene County Subdivision Regulations*. The Chairman called a roll call vote, which was unanimous.

**Monthly Activity Report for the Building and Zoning Office.** Tim Tweed discussed the monthly activity report for Greene County Building/Planning/Zoning. A motion was made by Edwin Remine, seconded by Lyle Parton, to accept the list. The Chairman conducted a roll call vote, which carried unanimously.

**Administrative minor subdivisions.** The Planning Commission was informed that the following subdivisions had been approved by staff since the last meeting.

- Survey of portion of the Lois Miller Property Subdivision, for one lot totaling 1.79 acres, located adjacent to Old Stage Road in the 14<sup>th</sup> civil district.
- Combination plat of lots 26 and 27 of the Rex and Ann Cobble Section 2 Subdivision, for one lot totaling 2.00 acres, located adjacent to Gass Memorial Road in the 12<sup>th</sup> civil district.
- Replat of lots 3 and 4 of the Young Property Subdivision, for one lot totaling 1.38 acres, located adjacent to Heritage Road North in the 15<sup>th</sup> civil district.
- Combination plat of lots 1 and 2 of Debusk Estates Subdivision, for one lot totaling 1.36 acres, located adjacent to Estates Drive in the 9<sup>th</sup> civil district.
- Property survey for Thomas Bellaw, III etux Subdivision, for one lot totaling 0.71 acre, located off Old Kentucky Road South in the 9<sup>th</sup> civil district.
- Redivision of lot 2R-A the Barbara and Randall Purkey Partition Subdivision, for two lots totaling 2.71 acres, located adjacent to Kingsport Highway in the 20<sup>th</sup> civil district.
- Replat of lots 8 and 9 of the Lurline Bible Estate, Section 2 Subdivision, for one lot totaling 1.29 acres, located adjacent to Raders Sidetrack Road in the 8<sup>th</sup> civil district.
- Re-Subdivision of Lots 4 and 5 Wayne Blazer etal Property Subdivision and Lots 7R and 8R of the Replat of lots 6-8 Wayne Blazer, etal Property Subdivision, for one lot totaling 3.4 acres, located adjacent to Newport Highway in the 3<sup>rd</sup> civil district.
- Lowell R Collins Subdivision, for one lot totaling 3.00 acres, located adjacent to Waddell Love Road in the 3<sup>rd</sup> civil district.
- Ronald Hale Subdivision, for one lot totaling 1.010 acres, located adjacent to Jeffries Lane in the 7<sup>th</sup> civil district.
- John Hensley Property Subdivision, for two lots totaling 2.53 acres, located adjacent to Cedar Creek Road in the 3<sup>rd</sup> civil district.
- Division of lot 12R Myers Acres Subdivision, for two lots totaling 0.864 acres, located adjacent to Myers Acres Lane in the 8<sup>th</sup> civil district.
- Replat of River Shoals Section 2, lots 13 and 14, Plat Cabinet E, Slide 24 Subdivision, for 1 lot totaling 2.52 acres, located adjacent to Dominique Lane in the 24<sup>th</sup> civil district.

A motion was made by Edwin Remine, seconded by Phillip Ottinger, to accept the list. The Chairman conducted a roll call vote, which was approved unanimously.

**Plats reviewed for Greene County municipalities.** The Planning Commission recognized the following plats had been reviewed by staff.

- Replat of Lots 14-19 of the Johnny Dearstone Subdivision, for one lot totaling 7.60 acres, located adjacent to Warrensburg Road in the 9<sup>th</sup> civil district.
- Knight 1.64 acre Property Partition Subdivision, for two lots totaling 1.64 acres, located adjacent to East Fork Road in the 24<sup>th</sup> civil district.
- Replat of Robert M. Reaves Property Subdivision, for two lots totaling 5.47 acres, located adjacent to Lonesome Pine Trail in the 12<sup>th</sup> civil district.

No action was taken.

**Greene County Plats over 5 acres.** The Planning Commission recognized the following plats had been reviewed by staff.

- Combination of lots 4-7 of the Phillips Property Survey for Kristina M. Hammonds, for one tract totaling 5.56 acres, located adjacent to Sugar Bowl Road in the 16<sup>th</sup> civil district.
- Property of Sam Britton and Nyki Britton Lots 16-20 of the Fain Carter Property, for one tract totaling 10.16 acres, located adjacent to Oak Hills Road in the 7<sup>th</sup> civil district.

No action was taken.

**Certificate of Approval of Water System.** The Planning Commission reviewed and discussed proposed changes to the certificate of the approval of water systems to the Greene County Subdivision Regulations. Staff stated that the existing wording of the certificate, which was required to be placed on subdivision plats, did not sufficiently address the concerns of some of the local utility districts. Three proposals were provided to the Planning Commission for their consideration.

**Existing Certification:**

**Certificate of the Approval of Water Systems**

I hereby certify that the public water utility system or systems installed, or proposed for installation, fully meet the requirements of the local utility district, and are hereby approved as shown.

\_\_\_\_\_, 20\_\_\_\_  
Date

\_\_\_\_\_  
Local Utility District Provider or His Authorized Representative

**Recommended Certifications and Notation:**

(1) I certify that the public water utility system, or systems installed, provide water service to lot(s) \_\_\_\_\_, meet the requirements of the local utility district, and is hereby approved.

I certify that no public water is available to lot(s) \_\_\_\_\_

\_\_\_\_\_  
Name of Local Utility District

\_\_\_\_\_  
Authorized Representative

\_\_\_\_\_  
Date

(2) I certify that the public water utility system, or systems installed, provide water service to lot(s) \_\_\_\_\_, meet the requirements of the local utility district, and is hereby approved.

I certify that lot(s) \_\_\_\_\_ is/are not served by a public water system, and the expense of installing a well or providing some other form of private water service is the responsibility of the property owner.

\_\_\_\_\_  
Name of Local Utility District

\_\_\_\_\_  
Authorized Representative

\_\_\_\_\_  
Date

(3) Notation. Lot(s) \_\_\_\_\_ is/are not served by a public water system, and the expense of installing a well or providing some other form of private water service is the responsibility of the property owner.

A motion was made by Kristin Girton, seconded by Lyle Parton, to publish a public hearing to discuss the proposed changes to the *Greene County Subdivision Regulations*. The Chairman conducted a roll call vote, which carried unanimously.

**Other Business.**

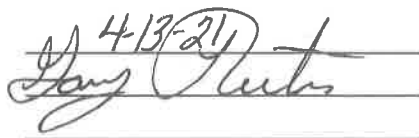
**Ricky Good Property.** The Planning Commission reviewed and considered granting preliminary and final approval to the Ricky Good Property Subdivision, for one tract totaling 0.634 acres, to be added to tax map 014, parcel 047.01, located at Kingsport Highway. Staff stated all signatures had been obtained, and recommended approval as the plat met all applicable requirements. A motion was made by Lyle Parton, seconded by Edwin Remine, to approve the plat as it met all applicable requirements. The Chairman called a roll call vote, which carried unanimously.

There being no further business, a motion was made by Edwin Remine, seconded by Gwen Lilley, to adjourn. The Chairman conducted a roll call vote, which carried unanimously. The meeting adjourned at 1:32 p.m.

Approved as written:

Secretary:

Chairman/Vice Chairman:

4-13-21  
  
\_\_\_\_\_

GREENE COUNTY HIGHWAY DEPARTMENT  
 JANUARY 2020 TO DECEMBER 2020 COUNTY ROAD LIST CHANGES

ROAD NAME	ROAD CLASS	ROAD LENGTH	DATE APPROVED BY LEGISLATIVE BODY	REASON FOR CHANGE
ROAMING DRIVE	ASPHALT	.57	OCTOBER 19, 2020	EXTENDED ROAD 675 FEET- ROAD WAS .44 WITH THE 675 FEET ADDED IT IS .57 SPONSOR- GREENE COUNTY PLANNING COMMISSION
SUGARBOWL ROAD	CHIPSEAL	1.97	JULY 16, 2001	RESOLUTION TO RELOCATE A PORTION OF THE ROAD CHANGED THE LENGTH OF THE RD
SUGAR BOWL ROAD ACCESS	CHIPSEAL	.11	JULY 16, 2001	RESOLUTION TO ADD OLD SECTION OF SUGARBOWL ROAD TO THE OFFICIAL ROAD LIST AS SUGAR BOWL ROAD ACCESS.

\*\*\*NOTE SUGARBOWL ROAD & SUGAR BOWL ROAD ACCESS WERE LEFT OFF THE ROAD LIST CHANGES & CHANGES WERE NOT MADE ON THE ROAD LIST - DO TO THERE WAS NOT A ROAD MEETING THAT MONTH\*\*

# Greene County Road Report

Road	Beginning/Ending	Length (Mi)	ROW	Civil Dist	Roadbed	Surf Type
1ST STREET	MIDWAY ROAD	0.10		19	15	CMX
2ND STREET	MIDWAY ROAD	0.14		19	15	ASP
3RD STREET	MIDWAY ROAD	0.13		19	15	ASP
4-H LANE	WHIRLWIND ROAD	0.20		19	17	ASP
4TH STREET	MIDWAY ROAD	0.16		19	15	ASP
AFTON ROAD	ANDREW JOHNSON HWY	4.92		12.13	19	ASP
AILSHIE LANE	MCDONALD ROAD	0.30		4	16	BST
ALAMO LANE	DAVY CROCKETT PARK	0.12		15	16	ASP
ALBANY ROAD	LONESOME PINE TRAIL	1.39		7.23	16	BST
ALBERT STREET	HILLCREST STREET	0.15		8	16	ASP
ALEXANDER FERRY LANE	107 CUT-OFF	0.51		22	16	BST
ALGONQUIN CIRCLE	CHOCTAW DRIVE	0.18		14	17	ASP
ALLEN LANE	NOELLWOOD DRIVE	0.05		9	28	ASP
ALPINE COVE	ALPINE DRIVE	0.05		9	28	ASP
ALPINE DRIVE	PARRISH DRIVE	0.15		9	28	ASP
AMBER LEAF LANE	JUSTICE ROAD	0.10		16	14	BST
AMERICAN ROAD	11-E BYPASS	0.27		12		ASP
AMITY ROAD	ASHEVILLE HWY	0.81	50	9	18	ASP
ANDERSON LOOP	BROWN SPRINGS ROAD	1.28	50	23	17	ASP
ANDES CIRCLE	NOELWOOD DRIVE	0.04		9	28	ASP
ANEST ROAD	GREYSTONE ROAD	0.78	50	1	16	BST
APPLESTONE DRIVE	BAILEYTON ROAD	0.50	50	21	22	ASP
APRICOT LANE	JEAROLDSTOWN ROAD	0.14		17	16	BST
ARLIE WADELLE LANE	ASHEVILLE HWY	0.85	50	18	16	BST

Road	Beginning/Ending	Length (MI)	ROW	Civil Dist	Roadbed	Surf Type
ARMSTRONG ROAD	MILBURNTON ROAD PAUL BASKETTE ROAD	0.86	15	16	ASP	
ARROWHEAD LOOP	LITTLE CHUCKEY ROAD LITTLE CHUCKEY ROAD	0.76	19	17	ASP	
ASH MEADOW DRIVE	SHAKE RAG ROAD RED HILL ROAD	0.60	50	2,22	16	ASP
ASHLEY CIRCLE	NOELWOOD DRIVE DEAD END	0.05	9	28	ASP	
ASHWAY TERRACE	ASHEVILLE HWY DEAD END	0.28	2,18	18	ASP	
ASTOR BOWERS ROAD	NEWPORT HIGHWAY OLD NEWPORT HWY	0.28	50	3	19	ASP
AUSTIN LANE	JEFFERS LANE DEAD END	0.20	15	15	ASP	
AYERS DRIVE	WARRENSBURG ROAD DEAD END	0.51	4	16	BST	
AYERS LANE	CUMBERLAND DRIVE-AT END CITY OF TUSCULUM DEAD END	0.10	50	13	16	BST
BABBS MILL ROAD	KINGSPORT HWY BAILEYTON ROAD	4.33	50	13,20	18	ASP
BACK CREEK ROAD	WHITE SANDS ROAD DEAD END	0.29	2	16	BST	
BAILEY LANE	OLD BAILEYTON ROAD DEAD END	0.26	50	21	18	ASP
BAILEY STREET	HORTON HWY -AT BAILEYTON CITY LIMITS HAWKINS LANE	0.21	11	16	BST	
BAILEYTON MAIN STREET	VAN HILL ROAD HORTON HWY -AT BAILEYTON CITY LIMITS	0.15	11	18	ASP	
BALL ROAD	11-E BYPASS - AT TUSCULUM CITY LIMITS OLD STAGE ROAD	0.83	13	20	ASP	
BANDY ROAD	NEWPORT HWY-AT GREENEVILLE CITY LIMITS PANORAMIC VIEW DRIVE	0.62	8	18	ASP	
BANEBERRY ROAD	GAP MOUNTAIN ROAD KITE ROAD	0.20	11	16	BST	
BANKS DRIVE	COUNTY LINE LOVELAKE ROAD	0.73	17	17	ASP	
BARGER LANE	PHILLIPI ROAD DEAD END	0.47	50	6	16	BST
BARKLEY ROAD	WEST PINES ROAD HORTON HWY	4.76	50	16	17	ASP
BARKWOOD PARK	BLUE SPRINGS PKWY DEAD END	0.06	8	16	ASP	
BARNSIDE LANE	BARKLEY ROAD DEAD END	0.18	50	17	16	BST
BARREN ROAD	BARREN VALLEY ROAD DEAD END	1.24	50	1	17	ASP
BARREN VALLEY ROAD	CHUCKEY PIKE WILHOIT ROAD	1.97	1	17	ASP	



Road	Beginning/Ending	Length (Mile)	ROW	Civil Dist	Roadbed	Surf Type
BAUGHARD HILL ROAD	11-E BYPASS -AT MOSHEIM CITY LIMITS	0.61	8	18	ASP	
BAYS MOUNTAIN ROAD	FLEA RIDGE ROAD	0.83	4	17	BST	
BEAR HOLLOW ROAD	LONESOME PINE TRAIL	3.90	50	11	17	BST
BEAR PAW LANE	LONESOME PINE TRAIL	0.52	11	16	BST	
BELGIAN LANE	SUNNYDALE ROAD	0.28	2	16	BST	
BELLE ARDEN DRIVE	PLANTATION DRIVE	0.46	50	24	24	ASP
BELLE MEADE COURT	BELLE ARDEN DRIVE	0.16	50	24	24	ASP
BELLE ROAD	WEST PINES ROAD	0.95	17	17	BST	
BENBOW ROAD	OLD KNOXVILLE HWY	0.31	8	16	ASP	
BENT TREE LANE	FLATWOODS ROAD	0.28	11	16	BST	
BERNARD ROAD	HORTON HWY	1.69	50	11	17	ASP
BERRY LANE	STONE DAM ROAD	0.47	14	16	BST	
BERRY PICK LANE	WINDOVER ROAD	0.35	11	16	BST	
BERRY SHORT LANE	GAP CREEK ROAD	0.26	7	16	BST	
BERTIE PATTON ROAD	MARVIN ROAD	0.86	50	7	17	BST
BETHANY ROAD	HORTON HWY	1.15	50	17	17	ASP
BETHEL LANE	LONESOME PINE TRAIL	0.95	50	11	17	BST
BETSY ROSS ROAD	BABBS MILL ROAD	1.66	50	20	18	BST
BEWLEY ROAD	WARRENSBURG ROAD	1.44	50	4	18	ASP
BIBLE ACRES LANE	RADERS SIDETRACK ROAD	0.26	50	8	18	ASP
BIBLE ROAD	MCDONALD ROAD	0.68	4	16	BST	
BIBLES CHAPEL ROAD	SOUTH MOHAWK ROAD	3.19	19	17	ASP	
BIG SHOE LANE	LITTLE CHUCKEY ROAD	0.19	19		BST	
BIG SPRINGS DRIVE	BLUE SPRINGS PKWY AT MOSHEIM CITY LIMITS	0.94	50	23	17	BST
BILL DOBSON LANE	BROWNS BRIDGE ROAD	0.28	50	13	16	ASP

Road	Beginning/Ending	Length (MI)	ROW	Civil Dist	Roadbed	Surf Type
BILL JONES ROAD	MCCOY ROAD	1.99	50	22	18	ASP
BILL MARTIN ROAD	MIDDLE CREEK ROAD	1.29	50	22	17	ASP
BILL SHAW ROAD	NORTH WATER FORK ROAD	0.72	50	22	17	BST
BILLY BIBLE ROAD	OTTWAY ROAD	2.26	50	11	18	BST
BIRDS BRIDGE ROAD	107 CUTOFF	0.60	50	22	20	ASP
BIRDS ROAD	OLD ASHEVILLE HWY	0.65	50	2	17	BST
BIRDWELL CIRCLE	DEBUSK ROAD	0.47	50	9	20	ASP
BIRDWELL MILL ROAD	NOLCHUCKEY ROAD	1.56	50	3	18	ASP
BISHOP LOOP	RAMBO ROAD	1.46	50	22	17	ASP
BITNER LANE	CAMPBELL CIRCLE	0.31	50	14	16	ASP
BLACK BEAR ROAD	LOST MOUNTAIN PIKE	1.12	50	16,21	17	ASP
BLACK HORN LANE	LOBO LOOP	0.28	50	12	16	ASP
BLACK ROAD	BLUE SPRINGS ROAD AT MOSHEIM CITY LIMITS	2.41	50	8	17	CMX
BLACKBERRY LANE	RIPLEY ISLAND ROAD	1.24	50	13	16	ASP
BLAKE LANE	KINGSPORT HWY	0.17	50	20	15	BST
BLAKE ROAD	MCCOY ROAD	0.80	50	22	16	BST
BLAZER LANE	ASHEVILLE HWY	0.20	50	9	20	ASP
BLEDSOE HOLLOW LANE	PATES HILL ROAD	0.30	50	5	16	GRV
		0.17	50			BST
BLUE BONNET LANE	ASHEVILLE HIGHWAY	0.14	50	9	15	CON
BLUE JAY ROAD	OLD ASHEVILLE HWY	0.27	50	24	16	ASP
BLUE SPRINGS PARKWAY	WEST SUMMER ST - AT GREENEVILLE CITY LIMITS	3.50	50	8,19,23	20	ASP
BLUE SPRINGS ROAD	FLEA RIDGE ROAD	1.41	50	4	17	BST
BLUEBERRY LANE	JEFFRIES LANE	0.73	50	7	16	BST
BLUFFDALE LANE	MCDONALD ROAD	0.20	50	19	16	BST

Road	Beginning/Ending	Length (MI)	ROW	Civil Dist	Roadbed	Surf Type
BOBBIE AVENUE	KESTERSON STREET	0.20	40	9	18	ASP
BOLES LANE	STONE DAM ROAD	1.50		14	16	BST
BOLTON ROAD	SNAPPS FERRY ROAD AT GREENEVILLE CITY LIMITS	1.79		13	17	ASP
BOOKER LANE	HORTON HWY	0.53		11	16	BST
BOULDER LOOP	BAILEYTON ROAD	0.15		11	16	ASP
	BAILEYTON ROAD - AT BAILEYTON CITY LIMITS					
BOWERS ROAD	WARRENSBURG ROAD	1.23	50	9,25	17	ASP
BOWMAN ROAD	SUNNYSIDE ROAD	0.44	50	24	16	ASP
BOWMANTOWN CHURCH RD	CLEAR SPRINGS ROAD	0.50		15	19	ASP
BOYD CARTER ROAD	OLD HALL ROAD	1.18	50	20	16	BST
BRACKENS LANE	BILL SHAW ROAD	0.42	50	22	16	BST
BRACKETREE LANE	BAILEYTON MAIN STREET-AT BAILEYTON CITY LIMITS	0.50		11	16	BST
BRAMBLE ROAD	11-E BYPASS - AT MOSHEIM CITY LIMITS	0.75		8	16	ASP
BRANDON HOLLOW LANE	GAP CREEK ROAD	1.28	50	7	17	ASP
BRIAN CIRCLE	GIBSON LOOP	0.70		20	22	ASP
BRIARBEND LANE	WHISPERING ROAD	0.57		24	14	BST
BRIARGATE LANE	BUCKINGHAM ROAD	0.20	50	13	17	ASP
BRIDGE BURNERS BOULEVARD	11-E BYPASS - AT MOSHEIM CITY LIMITS	0.50	50	6	20	ASP
BRIGHT HOPE ROAD	WARRENSBURG ROAD	3.64	40	5,25	19	ASP
BRITTON AVENUE	CHEROKEE BLVD	0.85	50	8	20	ASP
BRITTON LANE	BRITTON AVENUE	0.04		8	20	ASP
BRITTONTOWN LANE	BRITTONTOWN ROAD	0.37		20	14	GRV
BRITTONTOWN ROAD	BABBS MILL ROAD	2.55	50	20	16	BST
BRONCO LANE	MARVIN ROAD	0.20		6	16	BST
BROOKS DRIVE	OLD ASHEVILLE HWY	0.95		2	16	ASP

Road	Beginning/Ending	Length (mi)	ROW	Civil Dist	Roadbed	Surf Type
BROOM FACTORY ROAD	11-E BYPASS- AT MOSHEIM CITY LIMITS	0.71	50	8	18	ASP
BROWN AVENUE	CHEROKEE BLVD	0.42	50	8	20	ASP
BROWN LANE	KITE ROAD	0.46		11	16	BST
BROWN ROAD	SAND BAR ROAD	0.93		15	16	ASP
BROWN SPRINGS ROAD	BLUE SPRINGS PKWY- AT MOSHEIM CITY LIMITS	4.04	50	23	19	ASP
BROWNS BRIDGE ROAD	HOLLY CREEK ROAD	2.42	50	13	16	ASP
BROWNS CIRCLE	ST. JAMES ROAD	1.00	50	3	16	ASP
BROWNS HILL LANE	BROWNS HILL LOOP	0.15		12	16	BST
BROWNS HILL LOOP	BAILEYTON ROAD	0.28		12	16	BST
BROWNS RIDGE ROAD	LITTLE MEADOWCREEK ROAD	1.08	50	3	17	BST
BROYLES LANE	CHUCKEY PIKE	0.21		1	16	BST
BROYLES ROAD	FOX ROAD	1.27	50	1	18	ASP
BRUCE COLLINS LANE	HOUSTON VALLEY ROAD	0.47		18	16	ASP
BRUMLEY DRIVE NORTH	SEQUOIA TRAIL	0.26		9	16	ASP
BRUMLEY DRIVE SOUTH	SEQUOIA TRAIL	0.12		9	16	ASP
BRUNNER STREET	BAILEY STREET-AT BAILEYTON CITY LIMITS	0.10	50	21	16	BST
BRYANT LANE	ASHEVILLE HWY	0.15		2	16	BST
BUCKBOARD ROAD	GARRETT HILL ROAD	1.71	50	18	16	ASP
BUCKINGHAM ROAD	CHURCH STREET	4.81	50	24	18	ASP
BUD SHELTON LANE	WARRENSBURG ROAD	0.18		5	16	BST
BUFFALO CREEK LANE	PIGEON CREEK RD	0.29		3	16	BST
BULLFROG LANE	CAMP CREEK ROAD	0.14		1	14	BST
BURGER DRIVE	CHUCKEY PIKE	0.29		14	17	ASP
BURKEY ROAD	WARRENSBURG ROAD	1.79	50	8	17	ASP

Road	Beginning/Ending	Length (MI)	ROW	Civil Dist	Roadbed	Surf Type
BURNETT'S CHAPEL LANE	WHITE SANDS ROAD	0.33	50	2	17	BST
BYERLEY LANE	AFTON ROAD	0.14		13	16	ASP
C M JONES ROAD	HOLLY CREEK ROAD	0.98		13	18	ASP
C W KITE LANE	MT CARMEL ROAD	0.24	50	7	15	BST
CABE COURT	HOLLY CREEK ROAD	0.17	50	13		ASP
CAL DOBSON TRAIL	LITTLE INDIAN CREEK ROAD	0.18	50	22	16	BST
CALICO ROAD	JOHN BIRD ROAD	0.78		22	17	BST
CALLIE VIEW	WEST BONNIE JOHNSON	0.16		24	15	BST
CAMP CREEK ROAD	GREYSTONE ROAD	3.11		22	18	ASP
CAMP JOSHUA LANE	GREENE MOUNTAIN ROAD	0.26		22	16	ASP
CAMPBELL CIRCLE	CHUCKEY HWY	1.02		14	17	ASP
CAMPBELL ROAD	HORTON HWY	1.66		17	17	ASP
CANARY ROAD	EAST ALLENS BRIDGE ROAD	0.13		24	18	ASP
CANEY CREEK LANE	HORTON HWY	2.96	50	16	17	BST
CANNON LOOP	FISHPOND ROAD	0.61		1	16	BST
CANNON ROAD	OLD STAGE ROAD	1.12	50	15	17	BST
CANORES ROAD	JUD NEAL LOOP	0.50		16	16	ASP
CARL DOTY ROAD	JUSTICE ROAD	1.99	50	16	17	BST
CARLTON RIDGE LANE	KINGSPORT HWY	0.30	50	20	16	BST
CARMEL HILL	HOUSE ROAD	0.55	50	24	18	ASP
CARPENTERS CHAPEL ROAD	GILBREATH ROAD	2.77	50	23	17	ASP
CARR LANE NORTH	BANK DRIVE	0.55		17	16	ASP
CARR LANE SOUTH	MOODY ROAD	0.64	50	17	16	ASP
CARRIAGE LANE	QUILLEN SHELL ROAD	0.26	50	13	28	ASP
CARTER LANE	OASIS ROAD	0.57		6	16	BST
CARTERS VALLEY ROAD	LONESOME PINE TRAIL	2.16	50	7.11	17	ASP

Road	Beginning/Ending	Length (MI)	ROW	Civil Dist	Roadbed	Surf Type
CARTWHEEL ROAD	CEDAR CREEK ROAD	0.88	18	17	ASP	
CATAWBA ROAD	MT HOPE ROAD	0.41	6	17	ASP	
CECIL DAVIS ROAD	ROLLINS CHAPEL RD	0.50	18	18	BST	
CEDAR AVENUE	ROCKY HILL DRIVE	0.27	40	8	16	ASP
CEDAR CREEK CAVE RD	DOYLE DAVIS ROAD	2.64	50	18	17	BST
CEDAR CREEK ROAD	ASHEVILLE HWY	8.28	50, 60	18,3	19	ASP
CEDAR CREEK SCHOOL RD	DOYLE DAVIS ROAD	0.07		18	16	ASP
CEDAR CREST ROAD	BROWN SPRINGS ROAD	0.93	50	23	17	BST
CEDAR HILL STREET	NEWPORT HWY	0.14	40	9	18	ASP
CENTENNIAL LANE	KINGSPORT HWY	0.12		12	22	ASP
CENTER STREET EAST	HILLCREST STREET	0.15		8	15	ASP
CENTER STREET WEST	HILLCREST STREET	0.20		8	15	ASP
CHAD SHELTON LANE	OLD JONESBORO ROAD	0.22	50	1	16	BST
CHANDLER CIRCLE	VIKING MOUNTAIN ROAD	0.70		18	14	BST
CHANDLER ROAD	SPLATTER CREEK ROAD	0.63	50	2	17	BST
CHARIOT TRAIL	OSS WILLIAMS ROAD	1.12	50	17	16	BST
CHARLES JOHNSON ROAD	CHUCKEY PIKE	1.75	50	15	17	ASP
CHARLES RADER LANE	MT CARMEL ROAD	0.38	50	23	16	BST
CHARLIE DOTY ROAD	LOST MOUNTAIN PIKE	3.71		16,17	17	ASP
CHEROKEE BLVD	BLUE SPRINGS PARKWAY-AT MOSHEIM CITY LIMITS	0.29	60	8	18	ASP
CHEROKEE LOOP	CHEROKEE BLVD	0.50		8	17	ASP
CHEROKEE STREET	11-E BYPASS	0.63		19	18	ASP
CHESTNUT RIDGE ROAD	MIDDLE CREEK ROAD	0.90		22	16	ASP
CHICKADEE ROAD	11-E BYPASS	0.17		13	18	ASP
CHICKASAW DRIVE	RIVER ROAD	0.59		18	15	BST

Road	Beginning/Ending	Length (MI)	ROW	Civil Dist	Roadbed	Surf Type
CHILHOWIE STREET	CHEROKEE STREET POCAHONTAS STREET	0.18	8	17	ASP	
CHIMNEY TOP LANE	KINGSPORT HWY DEAD ENDS	1.23	50	16	22	ASP
CHIMNEY TOP LOOP	HORTON HWY HORTON HWY	2.58	50	17	17	ASP
CHIPPENDALE LANE	OLD MIDWAY ROAD DEAD ENDS	0.31	19	16	BST	
CHOCTAW DRIVE	CHUCKEY HWY CHOCTAW DRIVE	1.20	14	18	ASP	
CHRISTMAN WAY	SHAKE RAG ROAD DEAD ENDS	0.18	2	14	BST	
CHUCKEY BALL PARK ROAD	CHUCKEY RURITAN ROAD S CHUCKEY RURITAN ROAD S	0.30	14	16	BST	
CHUCKEY COLLEGE ST	CHUCKEY HWY HIGHLAND STREET	0.15	14	16	ASP	
CHUCKEY DOAK ROAD	11-E BYPASS DEAD END	0.45	14	22	ASP	
CHUCKEY HWY	11-E BYPASS 11-E BYPASS	4.02	60	14	20	ASP
CHUCKEY POINT	CHUCKEY HWY DEAD ENDS	0.17	14	16	BST	
CHUCKEY POINT ACCESS	CHUCKEY HWY CHUCKEY POINT	0.10	14	16	ASP	
CHUCKEY RURITAN RD N	11-E BYPASS OLD STAGE ROAD	0.34	50	14	18	ASP
CHUCKEY RURITAN RD S	11-E BYPASS CHUCKEY HWY	0.66	14	18	ASP	
CHURCH HILL CIRCLE	CHURCH HILL ROAD CHURCH HILL ROAD	0.22	3	15	BST	
CHURCH HILL ROAD	NOLICHUCKEY ROAD ST. JAMES ROAD	1.27	50	3	17	ASP
CICERO AVENUE	ASHEVILLE HWY DEAD END	0.49	50	9	18	ASP
CIMARRON TRAIL	SNAPPS FERRY ROAD DEAD ENDS	0.43	50	14	24	ASP
CIRCLING LANE	ROAMING DRIVE DEAD ENDS	0.09	50	14	24	ASP
CLAY WAY	WHITEHOUSE ROAD DEAD ENDS	0.17	50	1	22	ASP
CLEAR CREEK ROAD	KINGSPORT HWY SMITH MILL ROAD	1.72	50	17	17	BST
CLEAR SPRINGS ROAD	JOCKEY ROAD 11-E BYPASS	4.68	15	18	ASP	
CLEMMER DRIVE	CHUCKEY PIKE DEAD ENDS	0.32	15		BST	
CLICK ROAD	DULANEY ROAD SHACKLEFORD ROAD	1.38	50	8,19	16	BST
CLIFF LANE	RYAN ROAD DEAD ENDS	0.62	17	15	BST	
CLOVER LANE	COUNTRY LANE DEAD ENDS	0.06	20	16	BST	

Road	Beginning/Ending	Length (MI)	ROW	Civil Dist	Roadbed	Surf Type
CLUBHOUSE LANE	ASHEVILLE HWY	0.13	50	9	22	ASP
COBBLE LANE	BROOM FACTORY ROAD	0.16		8	22	ASP
COCHRAN LANE	GAP MOUNTAIN ROAD	0.18		11	15	BST
COCKATEIL ROAD	MILBURNTOWN ROAD	1.08		15	16	ASP
COCKE COUNTY ROAD	CEDAR CREEK ROAD	1.15	50	3	17	ASP
COLLINS ROAD	ROARING FORK ROAD	1.09		12	18	ASP
COLVERT ROAD	CEDAR CREST ROAD	1.40	50	23	16	BST
COLYER ROAD	OLD MOUNTAIN ROAD	0.78	50	22	16	BST
COMMUNITY CENTER RD	MCDONALD ROAD	0.25	50	19	15	ASP
CONCORD LANE	CONCORD ROAD	0.12		4	14	BST
CONCORD ROAD	MCDONALD ROAD	1.77	50	4	16	ASP
COOTER LANE	GAP CREEK ROAD	0.46		7	14	BST
COOTER WAY	KINSEER PARK LANE	0.25	ROW	9	15	BST
COSLEY LANE	JIM FOX ROAD	0.60	50	24	14	BST
COTTONTAIL LANE	107 CUT-OFF	0.34		13	15	ASP
COUNTRY LANE	KINGSPORT HWY	0.25		20	16	ASP
COVE CREEK ROAD	ASHEVILLE HWY	0.74	50	18	18	ASP
COX HILL ROAD	ROARING FORK ROAD	1.88	50	12	15	BST
COX ROAD	LONESOME PINE TRAIL	1.39	50	8	16	BST
COY BRADLEY LANE	PILOT MOUNTAIN ROAD	0.41	50	7	16	BST
COYOTE LANE	TED WEEMS ROAD	0.19		21	15	ASP
CRAFT LANE	HANEY HILL ROAD	0.79	50	9	16	ASP
CRAFT SPRINGS EAST	BAILEYTON ROAD	0.29	50	21	14	ASP
CRAFT SPRINGS WEST	BAILEYTON ROAD	0.61		21	16	CMX
CRENSHAW WAY	EARL BAXTER ROAD	0.94		17	20	ASP
CREST HILLS LANE	CHUCKEY HWY	0.21		14	17	ASP



Road	Beginning/Ending	Length (mi)	ROW	Civil Dist	Roadbed	Surf Type
CRESTHAVEN LANE	11-E BYPASS -AT MOSHEIM CITY LIMITS	0.30	19	16	ASP	
CRICKETT LANE	JEAROLDSTOWN ROAD	0.18	17	14	BST	
CRIMSON LANE	WILHOIT ROAD	0.17	1	15	BST	
CRITTER LANE	LITTLE CHUCKEY ROAD	0.10	21	15	BST	
CROCKET TIMBERS ROAD	REMINE ROAD	0.30	14	28	ASP	
CROFF KIRK ROAD	YELLOW SPRINGS ROAD	0.89	4	15	ASP	
CROSSOVER DRIVE	ASHEVILLE HWY	0.30	9		ASP	
CROW FLY LANE	OLD ASHEVILLE HIGHWAY	0.18	24	15	BST	
CRUM CIRCLE	ASHEVILLE HWY	0.76	18	16	BST	
CRUM LANE	SAND BAR ROAD	0.30	1	15	BST	
CRUMLEY ROAD	BAILEYTON ROAD	1.51	11	14	BST	
CRYSTAL LANE	WHITEHOUSE ROAD	0.30	12	14	BST	
CULBERTSON ROAD	NEWPORT HWY	2.20	3	17	ASP	
CUMBERLAND DRIVE	SHILOH ROAD-AT TUSCULUM CITY LIMITS	1.13	13	18	ASP	
CURTIS STREET	WHITEHOUSE ROAD-AT GREENEVILLE CITY LIMITS	0.13	12	17	ASP	
CUTSHALL AVENUE	DECATUR STREET	0.23	9	16	ASP	
CUTSHAW LANE	OLD MOUNTAIN ROAD	0.21	22	14	BST	
DAIRY LANE	PAINTER ROAD	0.13	1	14	BST	
DANIELS LANE	LEE SHELTON LANE	0.34	1	15	ASP	
DARK HOLLOW LANE	WARRENSBURG ROAD	0.16	25	15	BST	
DARNELL ROAD	WHIRLWIND ROAD	0.48	24	16	ASP	
DASHAWAY ROAD	DOTY CHAPEL ROAD	1.15	20	15	BST	
DAVIS LANE	LAWING ROAD	0.10	22	14	BST	
DAVIS VALLEY ROAD	OLD BAILEYTON ROAD	1.98	20	16	BST	
DAVY CROCKETT DRIVE	ASHEVILLE HWY	0.26	9	15	BST	

Road	Beginning/Ending	Length (MI)	ROW	Civil Dist	Roadbed	Surf Type
DAVY CROCKETT PK RD	CHUCKEY HWY	2.03	50	15	18	ASP
DAY GAP LANE	GAP CREEK ROAD	0.35		6	13	GRV
DEARSTONE LANE	EARLINGTON DRIVE	0.10	50	9	24	ASP
DEBUSK ROAD	NEWPORT HWY	2.20	50	9	18	ASP
DECATUR STREET	CICERO AVENUE	0.39	50	9	18	ASP
DEEP HOLLOW LANE	HORACE BITNER ROAD	0.19	50	1	15	BST
DEERCHASE LANE	STONE DAM ROAD	0.26	50	14		ASP
DEERFOOT LANE	NEWPORT HWY	0.20	50	9	15	ASP
DEERVIEW CIRCLE	DEERCHASE LANE	0.06	50	14		ASP
DEERWOOD LANE	DEERWOOD ROAD	0.10		22		BST
DEERWOOD ROAD	BLAKE ROAD	0.43		22	15	BST
DELTA VALLEY ROAD	JOHN GRAHAM ROAD	1.95	50	11	16	BST
DELZIE RANDOLPH ROAD	ERWIN HWY	0.37	50	1	15	ASP
DEMOCRAT ROAD	MCDONALD ROAD	3.70	50	4	16	BST
DENVER BIBLE ROAD	WARRENSBURG ROAD	1.35	50	4	14	BST
DENVER BOWERS LANE	PLEASANT VALE RD	0.56		15	15	ASP
DeVAULT COURT	RIVER POINTE DRIVE	0.11	40	9		ASP
DINWIDDIE ROAD	TEAGUE ROAD	0.63		14	16	BST
DIXIE ROAD	107 CUTOFF	1.38	50	2	16	ASP
DOAK HENSLEY ROAD	SMITH TOWN ROAD	1.48	50	16	16	BST
DOC HAWKINS ROAD	DOTY CHAPEL ROAD	0.92	50	21	17	ASP
DODD BRANCH ROAD	FILLERS MILL ROAD	2.24	50	18	15	ASP
DOGWALK ROAD	ROCK QUARRY ROAD	1.99	50	12	16	BST
DOGWOOD CIRCLE	GAP CREEK ROAD	0.24		6	14	BST
DOMINIQUE LANE	SUNNYSIDE ROAD	0.38	50	2	24	ASP
DOOLITTLE ROAD	LONESOME PINE TRAIL	1.59	60	11	16	ASP

Road	Beginning/Ending	Length (M/I)	ROW	Civil Dist	Roadbed	Surf Type
DOTY CHAPEL ROAD	LOST MOUNTAIN PIKE KINGSPORT HWY	4.04	50	20,16	18	ASP
DOTY LANE	KINGSPORT HWY	0.15	50	13	14	BST
DOUGHTY'S CHAPEL ROAD	LONESOME PINE TRAIL BAILEYTON ROAD	1.71	50	8,12	15	ASP
DOVE TRAIL	OTTWAY ROAD	0.23		11	20	ASP
DOWNEY ROAD	MORRISON ROAD	1.14	50	16	16	BST
DOYLE DAVIS ROAD	PERRY DAVIS ROAD	1.20	50	18	16	ASP
DRY HOLLOW LANE	PHILLIPI ROAD	0.41		6	14	BST
DUDE LANE	LONESOME PINE TRAIL	0.56	50	7	15	BST
DULANEY ROAD	11-E BYPASS -AT MOSHEIM CITY LIMITS	2.28	50	8,23	17	ASP
DUNCAN LANE	PLEASANT VALE ROAD	1.11	50	15	15	BST
DUNHAM ROAD	FISHPOND ROAD	1.34		1	17	ASP
DUSTY LANE	OLD DUCKTOWN ROAD	0.14		15,17	14	BST
DYER HOLLOW ROAD	WESTWOOD ROAD	2.20	50	6	16	ASP
DYER ROAD	ASHEVILLE HWY	0.26		18	15	BST
DYKES HILL ROAD	MARTIN ROAD	0.47	50	15	16	ASP
DYKES-HAWKINS ROAD	OLD BAILEYTON ROAD	2.00		16	15	ASP
EADS LANE	DUNHAM ROAD	0.55		1	15	BST
EAGLE ROOST	PISGAH ROAD	0.18		24	14	BST
EALEY ROAD	OLD KNOXVILLE HWY	0.45	50	8	16	ASP
EARL BAXTER ROAD	JERALDSTOWN ROAD	1.95	50	17	17	BST
EARLINGTON DRIVE	NEWPORT HWY	0.12	50	9	28	ASP
EARNEST ROAD	CHUCKEY PIKE	1.90	50	1	16	BST
EAST ALLENS BRIDGE RD	OLD ASHEVILLE HWY	2.67	50	9	19	ASP
EAST BONNIE JOHNSON LANE	PISGAH ROAD	0.29	50	24	15	ASP
EAST FORK ROAD	WHISPERING ROAD	2.47		24	16	BST
EAST RIDGES COURT	EAST RIDGES DRIVE	0.11	50	14	28	ASP

Road	Beginning/Ending	Length (MI)	ROW	Civil Dist	Roadbed	Surf Type
EAST RIDGES DRIVE	11-E BYPASS	0.51	50	14	28	ASP
EAST ROLLINS STREET	JONES BRIDGE ROAD	0.19	40	24	16	ASP
EAST SEVEN SPRINGS LANE	FOREST ROAD	0.47	19	19	15	ASP
EAST STAGECOACH ROAD	CULBERTSON ROAD	1.68	5	5	16	ASP
EAST WELLS HILL LANE	MT CARMEL ROAD	1.41	7	7	15	ASP
EASTERLY DRIVE	WEST ALLENS BRIDGE ROAD	0.64	2	2	14	ASP
EASTERLY ROAD	MURRAY BRIDGE ROAD	1.80	50	4	16	ASP
EBENEZER LOOP	EBENEZER ROAD	0.63	50	1	24	ASP
EBENEZER ROAD	CHUCKEY PIKE	0.73	1	1	16	ASP
ECHO DRIVE	SPEEDWAY DRIVE	0.32	8	8	16	ASP
ED CRUM WAY	SURTOUT LANE	0.20	13	13	15	ASP
ED SHIPLEY LANE	NORTH MOHAWK ROAD	0.18	6	6	14	BST
EDENS ROAD	RIPLEY ISLAND ROAD	0.04	50	13	18	ASP
EDNA SOLOMON LANE	LITTLE CHUCKEY ROAD	0.30	19	19	14	BST
ELDRIDGE LANE	EAST FORK ROAD	0.20	24	24	15	BST
ELKWOOD LANE	FLATWOODS ROAD	0.10	11	11	16	ASP
ELMER HAYES ROAD	WELCOME GROVE RD	2.00	23	23	16	ASP
ELMWOOD ROAD	LITTLE CHUCKEY RD	0.72	19	19	15	ASP
ELVIS LOOP	POTTER CREEK LANE	0.33	50	6	15	BST
ENCHANTED LANE	JEAROLDSTOWN CHURCH RD	0.15	17	17	14	GRV
ENGLISH WAY	WEST PINES ROAD	0.27	17	17	14	BST
ESTATE DRIVE	DEBUSK ROAD	0.18	50	9	14	ASP
ESTEPP LANE	CLEAR SPRINGS ROAD	0.10	15	15	14	GRV
ETERNAL LANE	KELLEY GAP ROAD	0.10	2	2	14	BST
EVANS LANE	CLEAR CREEK ROAD	0.45	17	17	15	ASP
FAIRFIELD DRIVE	BUCKINGHAM ROAD	0.53	13	13	24	ASP

Road	Beginning/Ending	Length (Mile)	ROW	Civil Dist	Roadbed	Surf Type
FAIRMEADOW LANE	NOLICHUCKEY ROAD	0.38	50	3	14	BST
FAIRVIEW RIDGES COURT	FAIRVIEW RIDGES DRIVE	0.06	50	20		ASP
FAIRVIEW RIDGES DRIVE	GIBSON LOOP	0.25	50	20		ASP
FAIRVIEW ROAD	SNAPPS FERRY ROAD	2.41	50	20	16	ASP
FAIRWAY DRIVE	EAST ALLENS BRIDGE ROAD	0.21		9	28	ASP
FALCON CIRCLE	RIPLEY ISLAND ROAD	0.50	50	14	16	ASP
FALCONS NEST	FALCON CIRCLE	0.35	50	14	16	ASP
FALLEN BRIDGE LANE	NEWPORT HWY	0.58		25	18	ASP
FANNING ROAD	107 CUTOFF	0.77	50	13	15	BST
FARNSWORTH LANE	OLD ASHEVILLE HWY	0.17		9	13	BST
FAULKNER ROAD	1-1E BYPASS	0.33	50	14	15	BST
FAWN CIRCLE	DEERCHASE LANE	0.06	50	14		ASP
FELLERS COVE	MT CARMEL ROAD	0.69		23	16	ASP
FILLERS MILL ROAD	ASHEVILLE HWY	2.91	50	18	17	ASP
FINCHER LANE	SHACKLEFORD ROAD	0.30	50	25	15	ASP
FIRETOWER ROAD	NEISE ROBERTS ROAD	0.24	50	17	15	ASP
FISHHOOK ROAD	OLD KENTUCKY ROAD WEST	0.98		25	16	ASP
FISHPOND ROAD	PLEASANT HILL ROAD	3.25		1	16	ASP
FLAG BRANCH ROAD	ASHEVILLE HWY	1.76	50 & 60	2	16	ASP
FLAMINGO ROAD	BAILEYTON ROAD	0.41	50	21	14	BST
FLATWOODS ROAD	OTTWAY ROAD	2.64	50	11	17	ASP
FLEA RIDGE ROAD	MCDONALD ROAD	2.81	50	4	16	ASP
FLOWER VALLEY RD	MILLER CHAPEL ROAD	0.31		16	14	BST
FODDERSTACK MTN LOOP	HORTON HWY	3.20	50	16,17	16	ASP
FODDERSTACK RIDGE RD	HORTON HWY	0.81		17	16	ASP
FOGGY BOTTOM LANE	BARKLEY ROAD	0.18		17	16	ASP

Road	Beginning/Ending	Length (M)	ROW	Civil Dist	Roadbed	Surf Type
FOREST ROAD	11-E BYPASS -AT MOSHEIM CITY LIMITS	1.06		19	17	ASP
FORKED DEER ROAD	SENTELLE ROAD	0.73		22	15	BST
FORREST VIEW LANE	SAVILLE LOOP	0.23	50	21		ASP
FOX GLEN ROAD	ERWIN HWY	0.25		1	15	ASP
FOX MAY'S ROAD	WHITEHOUSE ROAD	1.00	50	12	16	ASP
FOX ROAD	ERWIN HWY	1.51	50	1	16	ASP
FOX TRAIL	11-E BYPASS	0.09		8	15	CMX
FOXFORD ROAD	107 CUTOFF	1.72	50	2,222	16	BST
FOXGATE TRAIL	TOBY ROAD	0.48		4	14	BST
FRANK ROBERTS ROAD	HORSE CREEK PARK ROAD	1.83	50	1	16	BST
FRANK THACKER LANE	HORTON HWY	0.45		17	15	BST
FRED COX LANE	WISECARVER ROAD	0.29	50	23	15	BST
FREEDOM ROAD	OLD SNAPPS FERRY ROAD	1.65	50	15	15	BST
FRIENDSHIP RD NORTH	ROCK QUARRY ROAD	0.80		20	15	BST
FRIENDSHIP RD SOUTH	GASS MEMORIAL ROAD	0.72		12	15	BST
GABY CIRCLE	ASHEVILLE HIGHWAY	0.20		9	15	ASP
GABY LANE	OTTWAY ROAD	0.30		11	14	BST
GALLIHAR LANE	NEWPORT HIGHWAY	0.21	40	8	16	ASP
GAP CREEK ROAD	11-E BYPASS -AT MOSHEIM CITY LIMITS	7.60	60	6,7	19	ASP
GAP MOUNTAIN ROAD	HORTON HWY	5.90		11	17	ASP
GARDEN OAKS LANE	ROBERT KILDAY ROAD	0.41		17	20	ASP
GARDNER LANE	MOUNTAIN LOOP	0.24	50	16	15	ASP
GARRETT HILL ROAD	CEDAR CREEK ROAD	2.56	50	18	17	ASP
GASS MEMORIAL ROAD	WHITEHOUSE ROAD	1.08	50	12	16	BST
GATEWOOD ROAD	SOUTH WESLEY CHAPEL ROAD	0.85	50	21	15	BST

Road	Beginning/Ending	Length (M/I)	ROW	Civil Dist	Roadbed	Surf Type
GEFELLERS DRIVE	ASHEVILLE HWY	0.12	9	16	ASP	
GENTRY WAY	JENNINGS CREEK LANE	0.17	22	14	BST	
GEORGE BAILEY LANE	GAP MOUNTAIN ROAD	0.14	11	15	BST	
GEORGE MALONE ROAD	ROARING FORK ROAD	2.02	50	12	17	ASP
GERALD MILLER LANE	BAYS MOUNTAIN ROAD	0.35	4	14	BST	
GFELLERS ROAD	OLD JONESBORO ROAD	0.14	50	1	16	ASP
GIBSON LOOP	SNAPPS FERRY ROAD	0.61	20	16	ASP	
GIBSON ROAD	NEWPORT HWY	1.60	50	9	16	BST
GILBREATH MILL ROAD	IRON BRIDGE ROAD	1.12	50	23	16	BST
GILBREATH ROAD	MARVIN ROAD	3.28	23	18	ASP	
GLADES ROAD	MCDONALD LOOP	1.55	50	4	16	BST
GLEN MCAMIS LANE	SULPHER SPRINGS LOOP	0.11	21	13	BST	
GLENN RENNER LANE	PIGEON CREEK ROAD	0.27	25	14	BST	
GLENWOOD DRIVE	WARRENSBURG RD	2.21	50	25	18	ASP
GODDARD DRIVE	BUCKINGHAM ROAD	0.36	13	20	ASP	
GOLD DUST ROAD	FILLERS MILL ROAD	0.06	9	18	ASP	
GOLF COURSE CIRCLE	ASHEVILLE HWY	0.32	50	9	16	ASP
GOLF TRACE DRIVE	EAST ALLENS BRIDGE ROAD	0.36	50	9	ASP	
GOODMAN LOOP	MT CARMEL ROAD	2.18	50	7	16	ASP
GOPHER ROAD	LITTLE MEADOWCREEK ROAD	0.51	50	3	17	ASP
GOSNELL ROAD	KELLEY GAP ROAD	0.44	20	16	BST	
GRACELAND LANE	11-E BYPASS	0.28	50	14	15	BST
GRAHAM LANE	SUSONG ROAD	0.68	50	2	15	BST
GRANT ROAD	CHUCKEY PIKE	0.27	14	18	ASP	
GRASSHOPPER LANE	SOUTH WESLEY CHAPEL ROAD	DEAD ENDS				
GRASSY CREEK ROAD	BLUE SPRINGS PKWY-AT MOSHIM CITY LIMITS	0.18	21	15	BST	
	LONESOME PINE TRAIL	3.28	50	8,23	16	ASP

Road	Beginning/Ending	Length (MI)	ROW	Civil Dist	Roadbed	Surf Type
GRAVEL WOODS ROAD	POTTERTOWN ROAD	1.16	19	17	ASP	ASP
GRAY ROAD	OLD KENTUCKY ROAD SOUTH	1.68	50	9	16	ASP
GRAYSBURG HILLS ROAD	KINGSPORT HWY	1.92	16	16	ASP	ASP
GREEN LAWN AVE	ASHEVILLE HWY	0.69	50	9	16	ASP
GREEN ROAD	NORTH MOHAWK ROAD	1.18	19	15	ASP	ASP
GREENE MOUNTAIN ROAD	CAMP CREEK ROAD	0.50	2		BST	BST
GREENE RIDGE LOOP	UNION CHAPEL ROAD	1.49	1	17	ASP	ASP
GREENFIELD STREET	ASHEVILLE HWY	0.24	18	20	ASP	ASP
GREENSHED CIRCLE	KINGSPORT HWY	0.23	50	17	14	BST
GREENWAY LANE	CHUCKEY RURITAN ROAD SOUTH	0.16	50	14	14	BST
GREENWAY STREET	HILLCREST STREET	0.11	8	16	ASP	ASP
GREENWOOD ROAD	ERWIN HWY-AT TUSCULUM CITY LIMITS	1.12	13	15	ASP	ASP
GREGG MILL ROAD	ST JAMES ROAD	1.75	50	3	17	ASP
GREY LANE	PISGAH ROAD	0.38	50	24	15	BST
GREYSTONE MOUNTAIN R	ROUND KNOB ROAD	0.85	22	14	GRV	GRV
GREYSTONE ROAD	107 CUTOFF	7.82	50	22	18	ASP
GUINN DRIVE	BLUE SPRINGS PARKWAY-AT MOSHEIM CITY LIMITS	0.38	8	24	ASP	ASP
GUINN ROAD	POPULAR SPRINGS ROAD	1.48	3	16	ASP	ASP
GUTHRIE GREENE	WHEELER ROAD	1.65	6	16	BST	BST
GUY MATTHEWS LANE	CONCORD ROAD	0.56	4	15	BST	BST
HACKBERRY STREET	ASHEVILLE HWY	0.15	9	15	ASP	ASP
HAL HENARD ROAD	11-E BYPASS-AT GREENEVILLE CITY LIMITS	2.05	8	18	ASP	ASP
HAMMITT ROAD	OASIS ROAD	0.89	6	16	BST	BST
HANEY HILL ROAD	SUSONG MEMORIAL ROAD	0.75	50	9	16	ASP
HANKINS SPRINGS LANE	TAKE OFF LANE	0.20	12	14	BST	BST



Road	Beginning/Ending	Length (mi)	ROW	Civil Dist	Roadbed	Surf Type
HAPPY VALLEY ROAD	CLEAR SPRINGS ROAD	2.26	60	15	17	ASP
HARMON LANE	MCDONALD ROAD	0.23		6	14	BST
HARMONY CIRCLE	BAILEYTON ROAD	0.42	50	12	17	ASP
HAROLD CEMETARY ROAD	BAILEYTON ROAD	1.82	50	12	16	BST
HARPER ROAD	MCDONALD ROAD	1.16	50	4	16	ASP
HARRISON ROAD	107 CUTOFF	2.27	50	2	15	ASP
HARTMAN BRANCH LANE	HARTMAN CHAPEL ROAD	0.40		25	14	ASP
HARTMAN CHAPEL ROAD	OLD KENTUCKY ROAD WEST	0.82		25	16	BST
HARTMAN LANE	WARRENSBURG ROAD	1.31		8	16	ASP
HARTMAN ROAD	DULANY ROAD	2.01		8	16	ASP
HARTSHAW DRIVE	BLUE SPRINGS PKWY-AT MOSHEIM CITY LIMITS	0.74	40	8	17	ASP
HASTY LANE	GAP CREEK ROAD	0.25		7	14	BST
HAUN SCHOOL LANE	HARPER ROAD	0.48		4	15	BST
HAVEN COVE	GOODMAN LOOP	0.11		7	15	BST
HAWK HOLLOW ROAD	POPULAR SPRINGS ROAD	0.73	50	5	16	BST
HAWKINS LANE	VAN HILL ROAD	1.09	50	11	15	BST
HAWKINS WAY	SINKING SPRINGS ROAD	0.11		5	14	ASP
HAWS LANE	OLD BAXTER ROAD	0.66		17	15	BST
HAYRIDE LANE	ELMER HAYES ROAD	0.08		23	15	BST
HAZEL SHELTON LANE	DYER ROAD	0.20	50	18	16	ASP
HEADRICK LANE	WALKERTOWN ROAD	0.46		20	14	BST
HEATHER WAY	HOUSTON VALLEY ROAD	0.17		18	15	ASP
HEMLOCK LANE	MEADOW LANE	0.11		13	24	ASP
HEMLOCK TRAIL	HORTON HWY	0.98	50	11	15	ASP
HENARD ROAD	GRASSY CREEK ROAD	1.37	50	23	16	BST

Road	Beginning/Ending	Length (MI)	ROW	Civil Dist	Roadbed	Surf Type
HENRY HOLLOW LANE	LONESOME PINE TRAIL	1.36	7	15	BST	BST
HENRY LANE	MT CARMEL ROAD	0.30	50	7	14	BST
HENSLEY LANE	HERITAGE ROAD NORTH	0.50	50	15	15	BST
HERITAGE ROAD NORTH	11-E BYPASS	2.46	15	16	ASP	ASP
HERITAGE ROAD SOUTH	11-E BYPASS	0.55	15	16	ASP	ASP
HERMAN CIRCLE	107 CUTOFF	0.26	1	15	BST	BST
HICE LANE	HERITAGE ROAD NORTH	0.17	14	13	ASP	ASP
HICKORY HOLLOW ROAD	ERWIN HWY	0.22	1	15	BST	BST
HIDDEN MEADOW LANE	STONE DAM ROAD	0.42	50	14	16	CMX
HIDDEN VALLEY LANE	BAILEYTON ROAD	0.08	12	15	CMX	CMX
HIGHLAND STREET	CHUCKEY HWY	0.47	14	14	ASP	ASP
HIGHTOP ROAD	MIDWAY ROAD	0.95	50	19	17	ASP
HILLBROOK LANE	FRANK ROBERTS ROAD	0.53	50	1	15	BST
HILLCREST STREET	BLUE SPRINGS PKWY-AT MOSHEIM CITY LIMIT	0.43	8	16	ASP	ASP
HILLCUT ROAD	POPULAR SPRINGS ROAD	2.13	50	3	17	ASP
HILLDALE ROAD	SINKING SPRINGS ROAD	1.56	50	19	15	ASP
HILLSIDE COURT	FAIRFIELD DRIVE	0.04	13	24	ASP	ASP
HILLTOP LANE	MCDONALD ROAD	0.21	19	14	BST	BST
HILLTOP ROAD	LOVELACE MOUNTAIN VIEW LOOP	0.15	17	16	ASP	ASP
HINKLE LANE	LITTLE CHUCKEY ROAD	0.18	19	14	BST	BST
HIXON AVENUE	ASHEVILLE HWY	1.20	50	9	16	ASP
HIXON CIRCLE	HACKBERRY STREET	0.21	9	15	ASP	ASP
HOGAN LANE	CARPENTERS CHAPEL ROAD	0.20	23	15	GRV	GRV
HOLDER ROAD	FAIRVIEW ROAD	0.97	14	16	ASP	ASP
HOLIDAY LANE	LOVERS LANE	0.14	8	15	ASP	ASP

Road	Beginning/Ending	Length (Mile)	ROW	Civil Dist	Roadbed	Surf Type
HOLLAND ROAD	LOST MOUNTAIN PIKE	1.05	50	16	15	BST
HOLLOW ROCK LANE	ROCKY HILL DRIVE	0.04	40	8	16	ASP
HOLLY CREEK ROAD	CHURCH STREET-AT GREENEVILLE CITY LIMITS	3.10	50	24	16	BST
HOMEPLACE LANE	107 CUTOFF	0.50	50	22		BST
HONEYDEW LANE	NEWPORT HWY	0.18		9	15	BST
HOOVER ROAD	OTTWAY ROAD	1.76	50	21	16	ASP
HOPSON ROAD	OLD MILBURNTON ROAD	0.89		15	15	BST
HORACE BITNER ROAD	BROYLES ROAD	0.93	50	1	15	BST
HORSE CREEK PARK RD	ERWIN HWY	2.64	50	1	18	ASP
HORTON HWY	LONESOME PINE TRAIL	19.97	50&60	11,17	19	ASP
HOUSE ROAD	SUNNYSIDE ROAD	1.31	50	24	16	BST
HUFF LANE	BIBLES CHAPEL ROAD	0.35		19	15	BST
HUGH STORY ROAD	REMINE ROAD	0.20		15	15	ASP
HUMBERT LANE	GILBREATH ROAD	0.33	50	7	15	BST
HUMBOLT LANE	JEAROLDSTOWN ROAD	0.47		17	17	ASP
HUMMINGBIRD LANE	ROLLING HILLS ROAD	0.16		8	15	BST
HUMPHREYS ROAD	CARTWHEEL ROAD	0.35	50	18	20	ASP
HURLEY LANE	BLUE SPRINGS ROAD	0.44	50	4	15	ASP
HUSKY LANE	OLD BAILEYTON ROAD	0.19		21	14	BST
HUTTON ROAD	OREBANK ROAD	0.26		5	14	BST
IDELL ROAD	11-E BYPASS -AT MOSHEIM CITY LIMITS	1.42		6	16	BST
INDIAN GROVE LANE	WEST PINES ROAD	0.64	50	17	15	BST
IRON BRIDGE ROAD	GILBREATH ROAD	2.09	50	23	17	ASP
ISLEY LANE	WHITEHOUSE ROAD	0.20		12	15	ASP
IVY LANE	CRYSTAL LANE	0.25		12	14	BST

Road	Beginning/Ending	Length (MI)	ROW	Civil Dist	Roadbed	Surf Type
J MELL JOHNSON ROAD	SHILOH ROAD BUCKINGHAM ROAD	0.35	50	13	15	BST
J R KENNEY LANE	PIKE ROAD DEAD ENDS	0.38		11	15	BST
J TOWN LANE	JEAROLDSTOWN ROAD DEAD ENDS	0.20		17	15	BST
JACK LANE	GREYSTONE ROAD DEAD ENDS	0.37		22	14	BST
JACK NORTON ROAD	MORGAN LOOP COLYER ROAD	0.62		22	14	BST
JACKSON CEMETARY LN	HORTON HWY DEAD ENDS	0.39		17	14	BST
JACKSON HOLLOW ROAD	WARRENSBURG ROAD PATES HILL ROAD	1.76	50	5	15	ASP
JACKSON LANE EAST	PYBURN LANE DEAD ENDS	0.32	50	17	15	ASP
JACKSON LANE WEST	HORTON HWY DEAD ENDS	0.59	50	17	16	ASP
JADE LANE	BILLY BIBLE ROAD DEAD ENDS	0.10	50	11	15	BST
JARRELL ROAD	MCDONALD ROAD CONCORD ROAD	0.99		4	14	BST
JAY FANNING ROAD	SEATON ROAD BILL JONES ROAD	1.06	50	22	15	BST
JAYBIRD LANE	KISER LOOP DEAD END	0.34		9	14	BST
JAYNES LANE	CHUCKEY HWY DEAD ENDS	0.15		14	14	BST
JEAROLDSTOWN CHURCH LN	WOOLSEY ROAD DEAD ENDS	0.19		17	14	ASP
JEAROLDSTOWN ROAD	WEST PINES ROAD WASHINGTON COUNTY LINE	6.34	50	17	18	ASP
JEFFERS LANE	HAPPY VALLEY ROAD DEAD ENDS	0.33		15	15	BST
JEFFRIES LANE	MARVIN ROAD DEAD ENDS	0.84	50	7	15	BST
JENKINS LANE	MOUNTAIN VALLEY ROAD DEAD ENDS	0.10		6	13	BST
JENNINGS CREEK LANE	GREYSTONE ROAD DEAD ENDS	1.10	50	22	15	ASP
JENNINGS LANE	GREYSTONE ROAD DEAD ENDS	0.45	50	22	15	ASP
JEWELL SAYLER LANE	SAYLER ROAD NORTH DEAD ENDS	0.12		11	14	BST
JIM FOX ROAD	MT HEBRON ROAD JONES BRIDGE ROAD	1.18	50	13	16	ASP
JIM KIRK ROAD	NORTH MOHAWK ROAD MCDONALD ROAD	1.99	50	6	17	ASP
JIM POE LANE	GAP CREEK ROAD DEAD ENDS	0.21		7	15	BST
JIM SHORT LANE	WILLIAMSON ROAD DEAD ENDS	0.10		1	13	BST

Road	Beginning/Ending	Length (MI)	ROW	Civil Dist	Roadbed	Surf Type
JIMMY JOHNSTON ROAD	WEST ALLENS BRIDGE ROAD ASHEVILLE HWY	0.71	50	9	15	ASP
JOCKEY ROAD	OLD STAGE ROAD CLEAR SPRINGS ROAD	3.56		15	17	ASP
JOE BALL ROAD	RHEATOWN ROAD TEAGUE ROAD	0.92	50	20	15	BST
JOE HURLEY LANE	PHILLIPPI ROAD DEAD ENDS	0.25	50	6	15	BST
JOE JOHNSON ROAD	CHUCKEY HWY CHARLES JOHNSON ROAD	0.75	50	14	16	ASP
JOE JOHNSTON LANE	NEWPORT HWY DEAD ENDS	0.26		9	15	BST
JOHN BIRD ROAD	SENTELLE ROAD BILL JONES ROAD	1.30		22	15	BST
JOHN DEERE ROAD	AMITY ROAD DEAD ENDS	0.18		8	14	BST
JOHN GRAHAM ROAD	OTTWAY ROAD LONESOME PINE TRAIL	4.36		12,21	18	ASP
JOHNSON HOLLOW LANE	HORTON HWY DEAD ENDS	0.50		11	15	BST
JOHNSON ROAD	WEST ALLENS BRIDGE ROAD STILLS ROAD	0.96	50	9	16	BST
JOHNSON WAY	CAMPBELL CIRCLE DEAD ENDS	0.07		14	14	BST
JONES CHAPEL LANE	GAP MOUNTAIN ROAD HEMLOCK TRAIL	0.70		11	14	ASP
JONES LANE	ANDERSON LOOP DEAD ENDS	0.28	50	7	16	ASP
JONES QUARRY ROAD	BAILEYTON ROAD WHITEHOUSE ROAD	1.44	50	12	16	ASP
JOSEPH DRIVE	MT HEBRON ROAD DEAD ENDS	0.16		24	28	ASP
JOSIE ROAD	MT HOPE ROAD LEE ROAD	0.51	50	6	15	BST
JR GRAY ROAD	SEATON ROAD MCCOY ROAD	0.38		22	16	ASP
JR GUNTER ROAD	CAMP CREEK ROAD DEAD ENDS	0.30	50	22	13	BST
JUBILEE ROAD	CRAFT SPRINGS EAST BAILEYTON ROAD	0.56		21	14	BST
JUD NEAL LOOP	DOTY CHAPEL ROAD DOTY CHAPEL ROAD	1.48		20	15	BST
JUSTICE ROAD	DOTY'S CHAPEL ROAD WEST PINES ROAD	2.34	40	16	16	ASP
KATHERINE LANE	JONES BRIDGE ROAD DEAD ENDS	0.12		24	15	ASP
KATHY AVENUE	KESTERSON STREET DEAD ENDS	0.25	50 & 40	9	16	ASP
KATIE LANE	ERWIN HIGHWAY DEAD ENDS	0.61	50	1		ASP
KAY MILLER LANE	BARREN VALLEY ROAD DEAD ENDS	0.22		1	14	ASP

Road	Beginning/Ending	Length (Mile)	ROW	Civil Dist	Roadbed	Surf Type
KELLER ROAD	ERWIN HWY	1.30	50	1	16	ASP
KELLEY GAP ROAD	SUNNYDALE ROAD	4.92	50	2	15	ASP
KELLY HOLLOW LANE	KELLY LANE	0.20		17	14	BST
KELLY LANE	HORTON HWY	0.73		17	14	ASP
KENNEYTOWN ROAD	HORTON HWY	3.86		11	18	ASP
KEPLAR LANE	LONESOME PINE TRAIL	0.58	50	12	13	BST
KESTERSON STREET	NEWPORT HWY	0.14	40	9	16	ASP
KEY LANE	ROARING FORK ROAD	1.32	50	12	14	GRV
KIDWELL LANE	GAP CREEK ROAD	0.36		7	15	BST
KIDWELL SCHOOL ROAD	BAILEYTON ROAD	0.70		12	16	ASP
KILLION LANE	EASTERLY ROAD	0.22		4	14	BST
KILLION ROAD	FISH HATCHERY ROAD	0.20		4		BST
KINLEY LANE	HAPPY VALLEY ROAD	0.28		15	14	BST
KINSER PARK LANE	OLD ASHEVILLE HWY	0.64	50	9	16	ASP
KIRK HILL ROAD	EASTERLY ROAD	0.24		4	15	BST
KIRK LANE	OLD LANE ROAD	0.17	50	5		GRV
KISER BOULEVARD	KINGSPORT HWY	0.07		13	19	ASP
KISER BOULEVARD ACCESS	BOLTON ROAD	0.10		13		ASP
KISER LOOP	NEWPORT HWY	0.66		25	18	ASP
KITCHEN BRANCH ROAD	KELLEY GAP ROAD	1.83	50 & 40	2	16	BST
KITE LANE	PHILLIPI ROAD	0.35		6	14	BST
KITE ROAD	HORTON HWY	2.07	50	11	16	BST
KITTY MORELOCK LANE	LOVE HOLLOW ROAD	0.42		1	15	ASP
KIWI LANE	OASIS ROAD	0.30		6	14	BST
KNIGHT HOLLOW LANE	PATES HILL ROAD	0.75		5	14	BST

Road	Beginning/Ending	Length (mi)	ROW	Civil Dist	Roadbed	Surf Type
KNIGHT LANE	LAWRENCE LANE DEAD ENDS	0.10	25	14	BST	BST
NOB CREEK ROAD	FISH HATCHERY ROAD COCKE CO LINE	0.28	50	4	17	ASP
KNOLLWOOD DRIVE	FAIRFIELD DR DEAD ENDS	0.22	13	20	ASP	ASP
KNOTTINGHAM TRAIL	LADY MARION TRAIL DEAD ENDS	0.50	2	14	BST	BST
LABRADOR ROAD	OLD MIDWAY ROAD LITTLE CHUCKEY ROAD	1.31	5	16	BST	BST
LACEWOOD LANE	BARKLEY ROAD DEAD ENDS	0.28	17	15	BST	BST
LADY MARION TRAIL	KITCHEN BRANCH ROAD DEAD ENDS	0.15	40	18	15	BST
LAKE SHORE DRIVE	ASHEVILLE HWY DEAD ENDS	0.15	9	16	ASP	ASP
LAKEVIEW ST	SPEEDWAY DRIVE TRAILS END LANE	0.29	50	8	16	ASP
LAMONS ROAD	NORTH MOHAWK ROAD MOUNTAIN VALLEY ROAD	1.21	6	15	BST	BST
LANTERN LANE	WHEELER ROAD DEAD ENDS	0.17	6	14	BST	BST
LAUDERDALE ROAD	NEWPORT HWY TIMBER RIDGE ROAD	1.79	25	14	BST	BST
LAUGHLIN ROAD	BUCKINGHAM ROAD DEAD ENDS	0.53	13	15	ASP	ASP
LAUREL ESTATES CIRCLE	ERWIN HWY ERWIN HWY	0.23	50	1	16	ASP
LAVADA STREET	NADINE AVENUE CIGERO STREET	0.09	50	9	16	ASP
LAWING ROAD	HORSE CREEK PARK ROAD DUNHAM ROAD	0.95	1	15	BST	BST
LAWRENCE LANE	GLENWOOD DRIVE DEAD ENDS	0.50	50	25	14	BST
LAWS ROAD	GREYSTONE ROAD BLAKE ROAD	1.00	22	16	ASP	ASP
LAZY BROOK ROAD	OLD SNAPPS FERRY ROAD SINKING CREEK ROAD	0.42	50	20	15	BST
LEE ACCESS ROAD	MATTHEWS LOOP LEE ROAD	0.15	6	15	BST	BST
LEE ROAD	MATTHEWS LOOP MT HOPE ROAD	1.00	50	6	15	BST
LEE SHELTON LANE	107 CUTOFF DEAD ENDS	0.49	22	15	ASP	ASP
LEISURE LANE	BOLES LANE DEAD ENDS	0.08	15	14	BST	BST
LIBERTY HILL SOUTH	JOCKEY ROAD OLD SNAPPS FERRY ROAD	2.51	50	15	17	ASP
LICK HOLLOW ROAD	NEWPORT HWY DEBUSK ROAD	1.99	50	9	16	ASP
LIGHT LANE	HORTON HWY DEAD ENDS	0.41	17	14	ASP	ASP

Road	Beginning/Ending	Length (MI)	ROW	Civil Dist	Roadbed	Surf Type
LILAC LANE	VALLEYDALE ROAD	0.47	19	14	BST	
LIMESTONE TRAIL	KATIE LANE	0.05	50	1	ASP	
LINK HILLS CIRCLE	EAST ALLENS BRIDGE ROAD	0.10	9	28	ASP	
LINKS MILL CIRCLE	LINKS MILL ROAD	0.21	9	15	ASP	
LINKS MILL ROAD	E. ALLENS BRIDGE ROAD	0.94	9	15	ASP	
LINKS VIEW DRIVE	RIVER POINTE DRIVE	0.36	50/40	9	ASP	
LITTLE BROOK LANE	FILLERS MILL ROAD	0.22	18	15	BST	
LITTLE CHUCKEY CUTOFF	LITTLE CHUCKEY ROAD	0.32	5	17	ASP	
LITTLE CHUCKEY ROAD	MCDONALD ROAD	5.16	50	19	18	ASP
LITTLE INDIAN CRK RD	107 CUTOFF	1.18	50	2	15	BST
LITTLE JOHN TRAIL	KITCHEN BRANCH ROAD	0.27	40	18	14	BST
LITTLE MEADOW CRK RD	CEDAR CREEK ROAD	2.95	3	16	BST	
LITTLE WARRENSBURG RD	SOUTH MOHAWK ROAD	4.43	50	4.19	15	BST
LIVINGSTON LANE	MCDONALD ROAD	0.56	19	13	BST	
LOBO LOOP	BAILEYTON ROAD	0.20	12	16	ASP	
LOCH LOMOND LANE	CHIMNEY TOP LANE	0.03	50	16	ASP	
LOFTUS LANE	OLD BAILEYTON ROAD	0.20	21	14	ASP	
LOG CABIN ROAD	VIKING MOUNTAIN ROAD	0.55	50	2	15	BST
LOGWOOD LANE	SOUTH WESLEY CHAPEL ROAD	0.47	50	21	15	ASP
LONESOME ROAD	LITTLE WARRENSBURG RD	1.12	19	16	BST	
LONG CREEK ROAD	CEDAR CREEK ROAD	1.71	50	3	16	ASP
LORDS LANE	OLD ASHEVILLE HWY	0.06	24	15	ASP	
LORI CIRCLE	LAUREL ESTATES CIRCLE	0.83	50	1	20	ASP
LORRAINE STREET	NADINE STREET	0.09	50	9	15	ASP
LOST MOUNTAIN PIKE	DOTY CHAPEL ROAD	3.00	50	16	17	ASP
LOVE HOLLOW ROAD	ERWIN HWY	1.07	50	1	16	ASP



Road	Beginning/Ending	Length (MI)	ROW	Civil Dist	Roadbed	Surf Type
LOVE STREET	BUCKINGHAM ROAD DEAD ENDS	0.33		13	20	ASP
LOVELACE MTN VIEW LP	LOVELACE ROAD LOVELACE ROAD	0.44	50	17	16	ASP
LOVELACE ROAD	RYAN ROAD WASHINGTON COUNTY LINE	1.56	50	17	16	ASP
LOVERS LANE	LONESOME PINE TRAIL BLUE SPRINGS PKWY	0.81		8	17	ASP
LOVES LANE	BRIGHT HOPE ROAD LAUDERDALE ROAD	0.50	50	25	14	BST
LOWER PAINT CREEK RD	ROLLINS CHAPEL ROAD FORESTRY DEPT. NORTH CAROLINA LINE	0.80	50	18	16	ASP
MAE MCKEE ROAD	SAND BAR ROAD WASHINGTON CO. LINE	0.53				ASP
MAJESTIC CIRCLE	ASHEVILLE HWY WASHINGTON CO. LINE	0.20		15	16	ASP
MALLARD LANE	ASHEVILLE HWY DEAD ENDS	0.23		9	15	ASP
MALLARD LANE	OLD DUCKTOWN ROAD DEAD ENDS	0.17		1	15	BST
MALONE ROAD	OLD SNAPPS FERRY ROAD WASHINGTON COUNTY LINE	1.15		17	16	BST
MALONEY WAY	WARRENSBURG ROAD DEAD ENDS	0.17		4	15	BST
MAPLE ROAD	GLENWOOD DRIVE DULANEY ROAD	0.64		25	16	ASP
MARBLE ROAD	OLD NEWPORT HWY WEST ALLENS BRIDGE RD	0.13		3	15	BST
MARTIN ROAD	COCKATEIL ROAD CLEAR SPRINGS ROAD	2.15	50	15	16	ASP
MARVIN ROAD	LONESOME PINE TRAIL GAP CREEK ROAD	5.76	50	6	18	ASP
MARY LAMONS ROAD	KINGSPORT HWY SNAPPS FERRY ROAD	1.80	50	20	15	BST
MASON LODGE ROAD	FISH HATCHERY ROAD SNAPPS FERRY ROAD	2.19	50	4	15	BST
MASSENGIL RD NORTH	OLD KENTUCKY ROAD WEST NEWPORT HWY	0.73	50	25	15	BST
MASSENGIL WAY	SAND BAR ROAD DEAD ENDS	0.55		1	14	BST
MATTHEWS LANE	BEWLEY'S CHAPEL ROAD DEAD ENDS	0.90		5	16	BST
MATTHEWS LOOP	WESTWOOD ROAD WESTWOOD ROAD	2.12	50	4.6	15	BST
MAUPIN ROAD	SNAPPS FERRY ROAD RHEATOWN ROAD	1.25		15	16	ASP
MAY APPLE LANE	APPLESTONE DRIVE DEAD ENDS	0.24	50	21	22	ASP
MAYNARD JOHNSON LANE	ERWIN HWY DEAD ENDS	0.26		1	15	BST
MAYS STREET	JONES BRIDGE ROAD RONNIE STREET	0.15	40	24	15	ASP

Road	Beginning/Ending	Length (MI)	ROW	Civil Dist	Roadbed	Surf Type
MCAMIS ROAD	HORTON HWY	0.64	17	16	ASP	
MCCAMEY ROAD	GILBREATH ROAD	0.66	23	16	BST	
MCCORKEL LANE	FISH HATCHERY ROAD	0.79	4	15	GRV	
MCCOY ROAD	GREYSTONE ROAD	2.46	22	16	ASP	
MCCULLOUGH LANE	GAP CREEK ROAD	0.16	7	14	BST	
MCDONALD LOOP	MCDONALD ROAD	0.26	4	18	ASP	
MC GEE LANE	GRAYSBURG HILLS ROAD	0.73	50	16	BST	
MCKEE WAY	BERNARD ROAD	1.00	11	20	ASP	
MCMILLAN ROAD	LITTLE CHUCKEY ROAD	1.51	50	19	ASP	
MCNEESE LANE	LONESOME PINE TRAIL	0.16	1	16	ASP	
MEADOW LANDING LANE	MT PLEASANT ROAD - AT MOSHEIM CITY LIMITS	0.19	8	28	ASP	
MEADOW LANE	FAIRFIELD DRIVE	0.06	50	13	24	ASP
MEADOWBROOK ROAD	11-E BYPASS	1.16	14	17	ASP	
MEFFORD ROAD	MCDONALD ROAD	0.22	50	4	15	ASP
MELODY CIRCLE	MELODY ROAD	0.29	21	22	ASP	
MELODY ROAD	BAILEYTON ROAD	0.69	50	21	18	ASP
MEMORY LANE	ST. JAMES ROAD	0.24	3	18	ASP	
MIDDLE CREEK ROAD	107 CUTOFF	3.73	50	1	17	ASP
MIDWAY CIRCLE	MIDWAY RAILROAD STREET	0.51	19	15	BST	
MIDWAY RAILROAD ST	MCDONALD ROAD	1.10	3	15	ASP	
MILBURNTON ROAD	CLEAR SPRINGS ROAD	3.70	50	15	18	ASP
MILL DRIVE	MEADOW LANE	0.20	50	13	15	ASP
MILLER ROAD	BOLTON ROAD	0.52	13	16	ASP	
MILLER WAY	WARRENSBURG ROAD	0.15	4	16	BST	
MILLERS CHAPEL ROAD	OLD BAILEYTON ROAD	2.21	50	11,16	15	ASP
MILLIGAN ROAD	STONE DAM ROAD	1.30	14	15	BST	

Road	Beginning/Ending	Length (MI)	ROW	Civil Dist	Roadbed	Surf Type
MIMOSA LANE	BLUE SPRINGS PKWY	0.17	8	16	ASP	
MINGO TRAIL	SIOUX TRAIL	0.13	40	9	28	ASP
MINK CREEK ROAD	BIBLES CHAPEL ROAD	1.57	50	19	15	ASP
MISTY HILL LANE	HOUSTON VALLEY ROAD	0.11	18	16	ASP	
MISTY WOODS LANE	BARKLEY ROAD	0.24	16	15	BST	
MITCHELL ROAD	CHUCKEY PIKE	0.71	1	16	ASP	
MOHAWK CAVE LANE	SOUTH MOHAWK ROAD	0.34	4	13	BST	
MOHAWK CREEK ROAD	JIM KIRK ROAD	1.06	50	16,19	16	ASP
MOHAWK RIDGE ROAD	OASIS ROAD	1.72	50	6	16	BST
MOHAWK TRAIL	SEQUOIA TRAIL	0.13	50	9	28	ASP
MOODY ROAD	RYAN ROAD	0.96	17	16	ASP	
MOON CREEK ROAD	ERWIN HWY- TUSCULUM CITY LIMITS	0.81	13	15	ASP	
MORELOCK LANE	KINGSPORT HWY	0.49	16	14	BST	
MORGAN BRANCH LANE	DUNHAM ROAD	0.27	1	15	BST	
MORGAN LOOP	TABOR ROAD	0.64	13	15	BST	
MORGAN ROAD	11-E BYPASS -AT GREENEVILLE CITY LIMITS	0.30	13	16	ASP	
MORNING GLORY CIRCLE	OLD STAGE ROAD	0.30	14	14	ASP	
MORRISON ROAD	OLD SNAPPS FERRY ROAD	2.10	50	20	16	ASP
MORRISON WAY	PRITCHARD ROAD	0.14	15	14	BST	
MORTIS HOLLOW LANE	DAVIS VALLEY ROAD	0.55	21	15	BST	
MOULTON GREENE ROAD	HORTON HWY	0.42	17	15	ASP	
MOUNTAIN LOOP	HORTON HWY	1.84	16	15	ASP	
MOUNTAIN POINTE COURT	RIVER VIEW DRIVE	0.07	40	9	ASP	
MOUNTAIN RIVER DRIVE	NOELLWOOD DRIVE	0.23	50	9	ASP	
MOUNTAIN VALLEY ROAD	MT HOPE ROAD	2.32	50	6	18	ASP

Road	Beginning/Ending	Length (MI)	ROW	Civil Dist	Roadbed	Surf Type
MOUNTAIN VIEW CIRCLE	CEDAR CREEK ROAD	0.12	13	20	ASP	ASP
MOUNTAIN VIEW DRIVE	BIG SPRINGS ROAD	0.54	50	19	14	ASP
MT CARMEL ROAD	BROWN SPRINGS ROAD-AT MOSHEIM CITY LIMITS	7.14	50	23	20	ASP
MT HEBRON ROAD	JONES BRIDGE ROAD	1.19	50	24	18	ASP
MT HOPE ROAD	MCDONALD ROAD	4.13	50	4,6	20	ASP
MT ZION ROAD	SNAPPS FERRY ROAD	1.36	50	14	15	BST
MUDD HOLLOW LANE	ROBERT HARMON ROAD	0.48	50	12	14	BST
MULBERRY ROAD	STOMPER ROAD	0.96	50	21	15	ASP
MULBERRY ROAD ACCESS	BAILEYTON ROAD	0.05	21	16	ASP	ASP
MURDOCK ROAD	DOUGHTYS CHAPEL ROAD	0.39	12	14	ASP	ASP
MURRAY BRIDGE ROAD	SMELCER ROAD	2.02	50	4	17	ASP
MYERS ACRES LANE	11-E BYPASS -AT MOSHEIM CITY LIMIT	0.65	50	8	16	BST
MYSINGER ROAD	PINEY GROVE ROAD	1.62	50	2	16	ASP
NADINE AVENUE	CICERO AVENUE	0.44	9	17	ASP	ASP
NANNY ROAD	HOUSTON VALLEY ROAD	0.18	18	14	BST	BST
NARROW LANE	COOTER LANE	0.27	7	15	BST	BST
NAVAHO STREET	ASHEVILLE HWY	0.07	9	14	ASP	ASP
NELSE ROBERTS ROAD	HORTON HWY	2.32	50	17	16	ASP
NELSON LANE	PLEASANT VALE ROAD	0.32	15	14	BST	BST
NEWTON SLAGLE LANE	FODDERSTACK MTN LOOP	0.23	50	17	14	BST
NOAH GASS LANE	SOUTH WESLEY CHAPEL ROAD	0.22	21	13	ASP	ASP
NOELLWOOD DRIVE	EAST ALLENS BRIDGE ROAD	0.29	9	28	ASP	ASP
NOLICHUCKEY OVERLOOK	JONES BRIDGE ROAD	0.14	24	18	ASP	ASP
NOLICHUCKEY ROAD	WEST ALLENS BRIDGE ROAD	2.10	3	18	ASP	ASP
NORMA DRIVE	JOSEPH DRIVE	0.04	24	24	ASP	ASP

Road	Beginning/Ending	Length (MI)	ROW	Civil Dist	Roadbed	Surf Type	
NORTH BAYS MOUNTAIN ROAD	GAP MOUNTAIN ROAD	DEAD ENDS	0.13	11	15	ASP	
NORTH BERWICK LANE	CHIMNEY TOP LANE	DEAD END	0.13	50	16	ASP	
NORTH BROYLES STREET	CURTIS STREET	RAYMOND ROAD-AT GREENEVILLE CITY LIMITS	0.09	12	16	ASP	
NORTH CHASE LANE	WOOLSEY ROAD	DEAD ENDS	0.40	17	14	BST	
NORTH MOHAWK ROAD	11-E BYPASS -AT MOSHEIM CITY LIMITS	MCDONALD ROAD	4.59	50	6	18	ASP
NORTH MT SINAI ROAD	MARVIN ROAD	GILBREATH ROAD	0.69	7	15	BST	
NORTH WATER FORK RD	SENTELLE ROAD	MCCOY ROAD	1.00	22	16	ASP	
NORTH WELLS HILL LN	MT CARMEL ROAD	DEAD ENDS	0.48	7	15	BST	
NORTH WESLEY CHAPEL ROAD	BAILEYTON ROAD	KENNEYTOWN ROAD	3.05	50	11,21	16	ASP
OAK HILLS ROAD	EAST WELLS HILL ROAD	LONESOME PINE TRAIL	1.31	7	16	ASP	
OAKDALE DRIVE NORTH	11-E BYPASS	HERITAGE ROAD NORTH	0.62	15	15	BST	
OAKDALE DRIVE SOUTH	CHUCKEY HWY	11-E BYPASS	0.54	15	15	BST	
OAKMONT LANE	FAIRWAY DRIVE	DEAD ENDS	0.09	9	28	ASP	
OAKWOOD ROAD	LITTLE WARRENSBURG RD	MCDONALD ROAD	3.10	50	19	16	BST
OASIS ROAD	11-E BYPASS -AT MOSHEIM CITY LIMITS	GAP CREEK ROAD	2.64	60	6	17	ASP
OBE KIRK LOOP	WESTWOOD ROAD	WESTWOOD ROAD	0.88	4	15	ASP	
ODELL CIRCLE	CEDAR CREEK ROAD	DEAD ENDS	0.10	18	18	ASP	
OLD ASHEVILLE HWY	107 CUTOFF	SOUTH MAIN STREET-AT GREENEVILLE CITY LIMITS	7.70	50	24	18	ASP
OLD BAILEYTON ROAD	MAIN STREET BAILEYTON	BAILEYTON ROAD	6.11	50	11,21	17	ASP
OLD BAXTER ROAD	KINGSPOrt HWY	TUCKER HOLLOW ROAD W	1.44	17	16	ASP	
OLD CEMETARY ROAD	BAILEYTON ROAD	HAROLD CEMETARY ROAD	1.28	50	12	16	BST
OLD DUCKTOWN ROAD	OLD SNAPPS FERRY ROAD	OLD MILBURNTON ROAD	3.49	50	15,17	15	ASP
OLD FLATWOODS LANE	FLATWOOD ROAD	DEAD ENDS	0.09	11	14	BST	
OLD FORGE ROAD	HORSE CREEK PARK RD	DEAD ENDS	0.32	1	15	BST	

Road	Beginning/Ending	Length (MI)	ROW	Civil Dist	Roadbed	Surf Type
OLD FORT LANE	CHUCKEY PIKE	0.80	14	16	BST	BST
OLD HALL ROAD	LIBERTY HILL ROAD SOUTH	2.61	50	20	16	BST
OLD JONESBORO ROAD	CHUCKEY PIKE	2.60	50	1	18	ASP
OLD KENTUCKY RD SOUTH	NEWPORT HWY	3.52	50	9,25	17	ASP
OLD KENTUCKY RD WEST	SHACKLEFORD ROAD	3.70	25	17	ASP	ASP
OLD KNOXVILLE HWY	11-E BYPASS -AT GREENEVILLE CITY LIMITS	2.93	50	8	17	ASP
OLD LANE ROAD	WARRENSBURG ROAD	0.98	5	15	ASP	ASP
OLD MIDWAY ROAD	LITTLE CHUCKEY ROAD	3.65	50	19,5	16	ASP
OLD MILBURNTON ROAD	LIBERTY HILL SOUTH	3.10	50	15	18	ASP
OLD MINE ROAD	BAILEYTON ROAD - AT GREENEVILLE CITY LIMITS	0.36	12	15	BST	BST
OLD MOUNTAIN ROAD	CAMP CREEK ROAD	2.19	50	22	16	CMX
OLD NEWPORT HWY	ST. JAMES ROAD	3.19	3	18	ASP	ASP
OLD RIDGE LANE	BOLTON ROAD	0.35	13	15	ASP	ASP
OLD SNAPPS FERRY RD	RHEATOWN ROAD	8.41	50	15	17	ASP
OLD STAGE ROAD	SNAPPS FERRY ROAD-AT GREENEVILLE CITY LIMITS	7.35	50	13,14	17	ASP
OLD WASHBOARD ROAD	11-E BYPASS -AT MOSHEIM CITY LIMITS	0.74	23	15	BST	BST
OLD WILSON HILL RD	KINGSPORT HWY	0.18	13	16	CMX	CMX
OLIVET HAVEN LANE	OLIVET MOUNTAIN ROAD	0.30	22	15	BST	BST
OLIVET MOUNTAIN ROAD	LITTLE MEADOW CRK ROAD	3.05	50	3	16	BST
OREBANK ROAD	WARRENSBURG ROAD	0.91	50	5	15	ASP
OREGON TRAIL	WARRENSBURG ROAD	1.38	50	25	15	BST
ORION ROAD	11-E BYPASS	0.12	13	15	ASP	ASP
ORRICK LANE	CRUM CIRCLE	0.56	50	2	16	BST
OSS WILLIAMS ROAD	KINGSPORT HWY	1.81	50	17	16	BST

Road	Beginning/Ending	Length (Mtl)	ROW	Civil Dist	Roadbed	Surf Type
OSTRICH ROAD	CEDAR CREEK ROAD	0.60	50	3	15	BST
OTTINGER LANE	CHUCKEY PIKE	0.19		1	15	BST
OTTWAY ROAD	HORTON HWY	5.35	50	11,21	18	ASP
OVEN CREEK LANE	HILLCUT ROAD	0.22		5	15	ASP
OVERBROOK LANE	SHIPLEY ROAD	0.21		2	13	BST
OWL TREE LANE	OLD JONESBORO ROAD	0.10		1	15	BST
PAINT MTN ROAD	HOUSTON VALLEY ROAD	1.12		18	16	ASP
PAINTER ROAD	WILHOIT ROAD	0.83		1	17	ASP
PANDORA LANE	WHITE SANDS ROAD	0.31		2	14	BST
PANORAMIC VIEW DR E	BANDY ROAD	0.12		8	16	ASP
PANORAMIC VIEW DR W	BANDY ROAD	0.34		8	16	CMX
PAR LANE	GREEN LAWN AVE	0.31		9	28	ASP
PARK LANE	MT HEBRON ROAD	1.16		13,24	15	ASP
PARMAN ROAD	107 CUTOFF	0.55	50	2	17	ASP
PARRISH DRIVE	E. ALLENS BRIDGE ROAD	0.23		9	28	ASP
PARSONAGE LANE	BEWLEYS CHAPEL ROAD	0.11		4	15	BST
PARTON LOOP	DEBUSK ROAD	1.94	50	9	15	ASP
PARTRIDGE LANE	WOOLSEY ROAD	0.20		17	13	BST
PATES HILL ROAD	BEWLEY CHAPEL ROAD	5.29	50	5	17	ASP
PATES LANE	NEWPORT HWY	0.74	50	9	18	ASP
PATRICA LANE	JONESBRIDGE ROAD	0.14	50	4		ASP
PATTERSON STREET	11-E BYPASS	0.51		13	15	ASP
PATTON LANE	JOCKEY ROAD	0.59		15	15	BST
PAUL BASKETTE ROAD	OLD MILBURNTON ROAD	1.51		15	15	ASP
PAUL PETTIT ROAD	MT. VALLEY ROAD	0.94		6	15	BST
PAUL WEEEMS ROAD	REYNOLDS HOLLOW ROAD	0.45		21	16	BST

Road	Beginning/Ending	Length (M)	ROW	Civil Dist	Roadbed	Surf Type
PAYNE HOLLOW LANE	VAN HILL ROAD	0.80	50	11	14	BST
PEACEFUL VALLEY LANE	11-E BYPASS -AT MOSHEIM CITY LIMITS	0.47	50	6	16	ASP
PEACH ORCHARD ROAD	JONES QUARRY ROAD	0.39	50	12	15	BST
PEACOCK LANE	MCMILLAN ROAD	0.06	50	3	15	BST
PEBBLEWOOD LANE	IDELL ROAD	0.08	50	6	15	ASP
PECAN RIDGE LANE	11-E BYPASS - AT MOSHEIM CITY LIMITS	0.18	50	8	16	ASP
PELICAN LANE	NEWPORT HWY-AT GREENEVILLE CITY LIMITS	0.27	50	8	24	ASP
PERRY DAVIS ROAD	OLIVET MOUNTAIN ROAD	1.76	50	18	16	BST
PERSIMMON LANE	MILLERS CHAPEL ROAD	0.14	50	21	14	ASP
PETERS LANE	ROCK QUARRY ROAD	0.82	50	20	15	ASP
PHILLIPPI CHURCH RD	11-E BYPASS -AT MOSHEIM CITY LIMITS	0.80	50	6	16	ASP
PHILLIPPI ROAD	N. MOHAWK ROAD	2.32	50	6	17	ASP
PIERCE LANE	MARVIN ROAD	0.38	50	7	15	BST
PIGEON CREEK ROAD	NEWPORT HWY	2.55	50	9,25	16	ASP
PIGEON HOLLOW ROAD	KINGSPORT HWY	1.05	50	20	16	BST
PIKE ROAD	BILLY BIBLE ROAD	1.01	50	11	16	BST
PILGRIM LANE	GREENE MOUNTAIN ROAD	0.74	50	2	14	BST
PILOT KNOB ROAD	ST. JAMES ROAD	1.94	50	3	15	ASP
PILOT MOUNTAIN ROAD	GAP CREEK ROAD	2.22	50	7	15	BST
PINE RIDGE DRIVE	SNAPPS FERRY ROAD	0.28	50	14	24	ASP
PINECREST COURT E	FAIRFIELD DRIVE	0.07	50	13	20	ASP
PINECREST COURT W	FAIRFIELD DRIVE	0.04	50	13	20	ASP
PINEY GROVE ROAD	WHITE SANDS ROAD	1.74	50	2	16	ASP
PINTO ROAD	BUCKINGHAM ROAD	0.74	50	13	17	ASP



Road	Beginning/Ending	Length (MI)	ROW	Civil Dist	Roadbed	Surf Type
PISGAH ROAD	SUNNYSIDE LOOP	2.43	50	24	17	ASP
PITT LANE	PITT LOOP	0.11		17	15	BST
PITT LOOP	JEAROLDSTOWN ROAD	1.70	50	17	16	ASP
PLAINVIEW HEIGHTS CIRCLE	QUILLEN SHELL ROAD	0.70	50	13	28	ASP
PLANTATION DRIVE	HOLLY CREEK ROAD	0.30	50	24	28	ASP
PLEASANT HILL ROAD	ERWIN HWY	1.31	50	1	18	ASP
PLEASANT VALE ROAD	RHEATOWN ROAD	1.59		15	17	ASP
PLOWSHARE ROAD	ASHEVILLE HWY	0.23		2	14	BST
PLUM TREE LANE	SOUTH WATER FORK ROAD	0.15		22	15	ASP
POCAHONTAS STREET	11-E BYPASS	0.50		8	15	ASP
POES LANE	GAP CREEK ROAD	0.45		7	14	BST
PONCHO ROAD	FISH HATCHERY ROAD	0.40		4	18	ASP
POOR FARM ROAD	INDUSTRIAL ROAD - AT GREENEVILLE CITY LIMITS	0.22	50	13	15	ASP
POPLAR SPRINGS ROAD	NEWPORT HWY	6.66	50	5,3	18	ASP
PORTER KITE ROAD	IDELL ROAD	1.28	50	6	17	ASP
POSSUM CREEK ACCESS	JONES BRIDGE ROAD	0.40		24		ASP
POSSUM CREEK ROAD	JONES BRIDGE ROAD	0.88		24	16	CMX
POTEAT LANE	OAK GLEN CIRCLE - AT WASHINGTON CO. LINE	0.60	50	17,19	24	ASP
POTTER CREEK LANE	MT HOPE ROAD	1.34		6	18	ASP
POTTER CREEK LOOP	POTTER CREEK LANE	0.15		6	14	BST
POTTERTOWN ROAD	11-E BYPASS - AT MOSHEIM CITY LIMITS	3.01	50	19,23	19	ASP
POWELL STREET	LONESOME PINE TRAIL	0.15		12	17	ASP
PREACHER LAWS ROAD	FRANK ROBERTS ROAD	0.40		1	16	ASP
PRESLEY LANE	WILKERSON ROAD	0.21		23	15	BST
PRICE CEMETARY LANE	HORTON HWY	0.13		11	14	BST

Road	Beginning/Ending	Length (MI)	ROW	Civil Dist	Roadbed	Surf Type
PRICE ROAD	HERITAGE ROAD NORTH CLEAR SPRINGS ROAD	0.32	50	15	15	BST
PRIMROSE COURT	WILLOW RIDGE DRIVE DEAD ENDS	0.07	50	21		ASP
PRITCHARD ROAD	HERITAGE ROAD NORTH OAKDALE DRIVE NORTH	0.69	50	15	15	BST
PRUITT LANE	OLD KNOXVILLE HWY DEAD ENDS	0.41		8	14	BST
PRUITT ROAD NORTH	BLUE SPRINGS PKWY 11-E BYPASS-AT GREENEVILLE CITY LIMITS	0.75	50	8	15	ASP
PRUITT ROAD SOUTH	11-E BYPASS - AT GREENEVILLE CITY LIMITS OLD KNOXVILLE HWY	0.74	50	8	16	BST
PUMPKIN BLOOM LANE	GRAY ROAD DEAD ENDS	1.03		9	15	BST
PURGASON ROAD	MCDONALD ROAD GLADES ROAD	0.76	50	4	15	ASP
PYBURN LANE	HORTON HWY DEAD ENDS	2.17	50	17	15	ASP
QUAIL PARK LANE	GUY MATTHEWS LANE DEAD ENDS	0.09		4	14	BST
QUAKER KNOB ROAD	RHEATOWN ROAD STONE DAM ROAD	1.44	50	14	16	BST
QUILLEN-SHELL ROAD	SNAPPS FERRY ROAD- AT GREENEVILLE CITY LIMITS WILLIAMS SPRINGS ROAD	1.63	50	13	18	ASP
RABBIT GAP ROAD	HORTON HWY GAP MOUNTAIN ROAD	1.22	50	11	15	BST
RADER LANE	OLD KENTUCKY ROAD WEST DEAD ENDS	0.84		25	15	BST
RADER UNION LANE	RADERS SIDETRACK DEAD ENDS	0.33		8	14	BST
RADERS SIDETRACK ROAD	11-E BYPASS -AT MOSHEIM CITY LIMITS DULANEY ROAD	4.65	50	8,25	18	ASP
RAGON HOLLOW LANE	MINK CREEK ROAD DEAD ENDS	1.20		19	15	BST
RAINBROOK LANE	CLEAR SPRINGS ROAD DEAD ENDS	0.14		15	14	BST
RAINTREE LANE	WILKERSON ROAD DEAD ENDS	0.07		23	14	BST
RALPH RHEA LANE	OLD HALL ROAD DEAD ENDS	0.26		15	14	BST
RAMBO ROAD	RICKER ROAD TABOR ROAD	1.16	50	22	16	ASP
RATTLESNAKE RIDGE LANE	HORTON HWY DEAD ENDS	0.35	50	17	14	ASP
RAVEN LANE	BLACK ROAD DEAD ENDS	0.16		8	15	BST
RAY CASTEEL ROAD	OTTWAY ROAD UNION ROAD	1.60		21	16	BST

Road	Beginning/Ending	Length (MI)	ROW	Civil Dist	Roadbed	Surf Type
RAYMOND ROAD	BAILEYTON ACCESS ROAD - AT GREENEVILLE CITY LIMIT	0.04	12	18	ASP	
REAVES MILL ROAD	GREYSTONE ROAD	0.50	22	18	ASP	
REBEL ROAD	FILLERS MILL ROAD	0.20	9	15	ASP	
RECTOR LANE	CHUCKEY HWY	0.26	15	15	BST	
RED HILL ROAD	SUNNYDALE ROAD	1.85	2,22	17	ASP	
REDGATE ROAD	LONESOME PINE TRAIL	1.62	50	23	16	ASP
REDWOOD LANE	DULANEY ROAD	0.23	8	14	14	BST
REECE ROAD	BROWN ROAD	1.03	1	16	16	ASP
REED ROAD	LONESOME PINE TRAIL	1.59	12,23	16	16	CMX
REHOBETH CHURCH LANE	HOUSTON VALLEY ROAD	0.22	18	14	14	ASP
REMINI ROAD	DAVY CROCKETT PARK ROAD	1.22	50	15	17	ASP
RETRIEVER LANE	CEDAR CREST ROAD	0.39	50	23	15	BST
REYNOLDS HOLLOW ROAD	SOUTH WESLEY CHAPEL ROAD	1.62	21	15	15	ASP
REYNOLDS ROAD	AFTON ROAD	0.56	20	16	16	ASP
RHEATOWN ACCESS ROAD	OLD STAGE ROAD	0.06	13,14	16	16	ASP
RHEATOWN CEMETARY ROAD	OLD STAGE ROAD	0.20	15	14	14	BST
RICH MOUNTAIN LANE	FISHPOND ROAD	0.04	1	14	14	BST
RICHARD BLAKE ROAD	SEATON ROAD	0.33	22	16	16	ASP
RICHLAND ROAD	BROWNS BRIDGE ROAD	0.30	50	13	18	ASP
RICKER ROAD	CAMP CREEK ROAD	1.16	50	22	15	ASP
RIFLE RANGE LANE	ANEST ROAD	0.19	1	15	15	BST
RIPLEY ISLAND ROAD	11-E BYPASS - AT TUSCULUM CITY LIMIT	3.33	50	14	17	ASP
RIPLEY LANE	STONE DAM ROAD	0.64	20	15	15	BST
RIVER BEND ROAD	BRIGHT HOPE ROAD	0.95	25	15	15	BST
RIVER BLUFF CIRCLE	JONES BRIDGE ROAD	0.22	24	16	16	ASP

Road	Beginning/Ending	Length (Mile)	ROW	Civil Dist	Roadbed	Surf Type
RIVER POINTE DRIVE	EAST ALLENS BRIDGE	0.67	50, 40	9		ASP
RIVER ROAD	FILLERS MILL ROAD	0.87	50	18	16	BST
RIVER TRACE LANE	ASHEVILLE HWY	0.17		9	14	ASP
RIVER VIEW DRIVE	RIVER POINTE DRIVE	0.34	50	9		ASP
RIVER VILLAGE LANE	RIPLEY ISLAND ROAD	1.15	50	13	20	ASP
RIVERWALK COURT	PLANTATION DRIVE	0.19	50	24	24	ASP
ROAMING DRIVE	RHEATOWN ROAD	0.57	50	14	24	ASP
ROARING FORK ROAD	BAILEYTON ROAD	3.75	50	12	18	ASP
ROARING SPRINGS ROAD	DAVIS VALLEY ROAD	0.32		20	16	BST
ROBERT HARMON ROAD	BAILEYTON ROAD	1.87	50	12	16	BST
ROBERT KILDAY ROAD	HORTON HWY	0.63	50	16	16	BST
ROBERTSON ROAD	OLD SNAPPS FERRY ROAD	1.46		20	16	BST
ROBINHOOD TRAIL	LITTLE JOHN TRAIL	0.26	40	18	14	BST
ROCK QUARRY ROAD	BABBS MILL ROAD	2.02	50	20	16	ASP
ROCKWOOD DRIVE	HIXON AVENUE	0.20	40	9	16	ASP
ROCKY HILL DRIVE	BLUE SPRINGS PKWY	0.47	40	8	16	ASP
ROCKY LANE	ROCKY POINT LANE	0.11		19	15	CMX
ROCKY POINT LANE	FOREST ROAD	0.46		19	15	CMX
ROCKY TOP LANE	ROCKY HILL DRIVE	0.10	40	8	15	BST
ROLLING HILLS ROAD	11-E BYPASS- AT MOSHEIM CITY LIMITS	0.85		8	18	ASP
ROLLINS CHAPEL ROAD	HOUSTON VALLEY ROAD	1.74		18	17	ASP
ROMANS DRIVE	HIXON AVENUE	0.27	40	9	16	ASP
RONNIE STREET	MAYS STREET	0.08	40	24	15	ASP
ROSE LANE	MORNING GLORY CIRCLE	0.06		14		BST
ROUND KNOB ROAD	GREYSTONE ROAD	1.50		22	15	BST
RUNION WAY	PLUM TREE LANE	0.13		22	14	ASP

Road	Beginning/Ending	Length (MI)	ROW	Civil Dist	Roadbed	Surf Type
RUPERT RAMSEY LANE	WEST ALLENS BRIDGE ROAD	0.43	50	3	14	BST
RUSTIC COURT	FAIRFIELD DRIVE	0.03		13	24	ASP
RYAN ROAD	JEAROLDSTOWN ROAD	1.54	50	17	18	ASP
S&S LANE	SINKING SPRINGS ROAD	0.05		19		BST
S T WILHOIT DRIVE	JONES BRIDGE ROAD	0.20		24	16	ASP
SAM JENKINS LANE	BUCKBOARD ROAD	0.28		18	14	BST
SAM WADDLE LANE	PLEASANT HILL ROAD	0.38		1	15	BST
SAND BAR ROAD	CHUCKEY PIKE	3.54	50	15	17	ASP
SAND VALLEY ROAD	KATTIE LANE	0.05	50	1		ASP
SANDERS ROAD	EAST FORK ROAD	0.91		24	16	ASP
SANFORD CIRCLE	ASHEVILLE HWY	0.44		9	16	ASP
SAPP ROAD	CONCORD ROAD	1.04		4	15	ASP
SASSAFRAS LANE	LONESOME PINE TRAIL	0.13		8	14	BST
SAVILLE LOOP	NORTH MOHAWK ROAD	0.27		6	15	ASP
SAWMILL HOLLOW ROAD	CARTERS VALLEY ROAD	0.42	50	11.7	15	BST
SAYLER ROAD NORTH	GAP MOUNTAIN ROAD	0.61		11	14	BST
SAYLER ROAD SOUTH	HORTON HWY	0.68		11	14	BST
SCENIC VIEW	WEST PINES ROAD	0.30		16,17	14	BST
SCHOFIELD DRIVE	PINTO ROAD	0.31	50	13	28	ASP
SCHOOL YARD CIRCLE	SOUTH MOHAWK ROAD	0.07		4	15	BST
SCOOT MILL ROAD	GLADES ROAD	0.44		4	14	BST
SCOTT FARM ROAD	SNAPPS FERRY ROAD-AT GREENEVILLE CITY LIMITS	2.03	50	13,20	15	ASP
SCOTT WAY	FAIRVIEW ROAD	0.35	50	20	16	BST
SCRUGGS LANE	TOM WHITE HOLLOW	0.41		6	15	BST
SEATON ROAD	MIDDLE CREEK ROAD	2.05		22	16	ASP
SEAY WAY	GLENWOOD DRIVE	0.51		25	15	BST

Road	Beginning/Ending	Length (MI)	ROW	Civil Dist	Roadbed	Surf Type
SELF ROAD	MARVIN ROAD	0.97	6	15	BST	
SENTELLE ROAD	107 CUTOFF	2.60	22	16	ASP	
SEQUOIA TRAIL	ASHEVILLE HWY	0.42 50 & 60	9	22	ASP	
SEQUOYAH STREET	CHEROKEE STREET	0.17	8	16	ASP	
SHACKLEFORD ROAD	OLD KENTUCKY ROAD WEST	5.15 50	25	16	ASP	
SHADOWLINE ROAD	MATTHEWS LANE	0.10	5	14	BST	
SHADY LANE	WEST ALLENS BRIDGE ROAD	1.02 50	3	15	BST	
SHAKERAG ROAD	CAMP CREEK ROAD	2.82 50	2,22	16	ASP	
SHAW ROAD	WILHOIT ROAD	1.19 50	1	14	ASP	
SHED RIDGE LANE	GREENE SHED CIRCLE	0.54 50	17	14	BST	
SHELTON MISSION ROAD	GREYSTONE ROAD	3.53 50	22	15	ASP	
SHILOH ROAD	BUCKINGHAM ROAD	2.00 50	13	17	ASP	
SHIPLEY LANE	SULPHER SPRINGS LOOP	0.65 50	21	16	BST	
SHIPLEY ROAD	SUNNYDALE ROAD	1.08 50	2	15	BST	
SHIVELL HOLLOW LANE	EARL BAXTER ROAD	0.92	17	16	BST	
SHORT ROAD	OSS WILLIAMS ROAD	0.33	17	15	BST	
SILVER LEAF LANE	FISHPOND ROAD	0.50 50	1	14	ASP	
SIMPSON ROAD	MALONE ROAD	0.45	15	15	BST	
SINGLE TREE LANE	CULBERSON ROAD	0.27	5	14	BST	
SINKING CREEK ROAD	RHEATOWN ROAD	1.14	20	15	ASP	
SINKING SPRINGS ROAD	MCDONALD ROAD	4.44 50	5, 19, 8	16	ASP	
SIoux TRAIL	SEQUOIA TRAIL	0.99 50 & 60	9	28	ASP	
SIPES LANE	NORTH MOHAWK ROAD	0.42	6	15	BST	
SIX OAKS LANE	1-I-E BYPASS	0.40 50	14	15	BST	
SLATE CREEK ROAD	POPULAR SPRINGS ROAD	2.26 50	3	16	ASP	
	HILLCUT ROAD					

Road	Beginning/Ending	Length (Mi)	ROW	Civil Dist	Roadbed	Surf Type
SLEEPY HOLLOW LANE	LONESOME PINE TRAIL	1.03		11	15	BST
SLUMBER LANE	ERWIN HWY	0.10		1	14	BST
SMELCER LANE	RIVER BEND ROAD	0.40		25	15	BST
SMELCER ROAD	PURGASON ROAD	2.41		4	16	BST
SMELCER ROAD ACCESS	SMELCER ROAD	0.40	50	4	14	BST
SMITH HOLLOW ROAD	SLATE CREEK ROAD	1.01		5	15	BST
SMITH LANE	HORTON HWY	0.63		11	15	ASP
SMITH MILL ROAD	WEST PINES ROAD	1.16		17	18	ASP
SMITH MILL ROAD ACCESS	KINGSPORT HWY	0.19		17	18	ASP
SMITH STREET	BIRDWELL CIRCLE	0.17		9	16	ASP
SMITH TOWN ROAD	LOST MOUNTAIN PIKE	3.85	50	16,17	16	ASP
SMOKEHOUSE LANE	KENNETTOWN ROAD	0.13		11	20	ASP
SNAKE HOLLOW ROAD	PATES HILL ROAD	2.03		5	15	ASP
SNAKE ROAD	BLUE SPRINGS PKWY-AT MOSHEIM CITY LIMITS	0.44		23	15	BST
SNAPPS FERRY ROAD	TUSCULUM BLVD-AT GREENEVILLE CITY LIMITS	5.40	60	13,14,20	20	ASP
SNYDER LANE	ASHEVILLE HWY	0.31		18	15	BST
SOLOMON LANE	HIGHTOP ROAD	0.24		19	15	CMX
SOLOMON ROAD	HARPER ROAD	0.81		4	14	BST
SONGBIRD DRIVE	SPEEDWAY DRIVE	0.21		8	16	ASP
SOUTH ALLENS BRIDGE RD	WEST ALLENS BRIDGE RD	2.65	50	3,18	16	ASP
SOUTH CHASE LANE	BARKLEY ROAD	0.64	50	17	14	BST
SOUTH GREENE STREET	ASHEVILLE HWY	0.62	50	9	20	BST
SOUTH HICKORY CIRCLE	PARTON LOOP	0.29		9	15	ASP
SOUTH MILL ROAD	SOUTH ALLENS BRIDGE RD	1.03	50	18	16	BST
SOUTH MOHAWK ROAD	MCDONALD ROAD	4.99	50	4	16	ASP

Road	Beginning/Ending	Length (MI)	ROW	Civil Dist	Roadbed	Surf Type	
SOUTH MT SINAI LANE	GILBREATH ROAD	DEAD ENDS	0.15	7	15	BST	
SOUTH WATER FORK ROAD	GREYSTONE ROAD	MCCOY ROAD	1.32	50	22	15	BST
SOUTH WESLEY CHAPEL ROAD	BAILEYTON ROAD	NORTH WESLEY CHAPEL ROAD	2.92	50	21	16	ASP
SPARROW LANE	ST. JAMES ROAD	DEAD ENDS	0.87	3	15	15	BST
SPEARS DYKES ROAD	BAILEYTON ROAD	OLD BAILEYTON ROAD	1.53	50	11	15	ASP
SPEEDWAY DRIVE	OLD KNOXVILLE HWY	ECHO DRIVE	0.19	8	16	16	ASP
SPEEDWELL CHURCH ROAD	GUTHRIE GREENE	HAWKINS CO LINE	1.40	5	14	14	BST
SPICE COVE ROAD	GAP CREEK ROAD	DEAD ENDS	0.25	50	6	14	BST
SPIDER STINES ROAD	BAILEYTON ROAD	FOX MAY'S ROAD	1.63	50	12	15	ASP
SPLATTER CREEK ROAD	JOCKEY ROAD	CLEAR SPRINGS ROAD	1.20	15	15	15	ASP
SPRING LANE	LOVELACE ROAD	DEAD ENDS	0.51	17	16	16	ASP
SPRINGBROOK ROAD	MEADOWBROOK ROAD	MEADOWBROOK ROAD	0.15	14	17	17	ASP
SPRINGS ST. S.	11-E BYPASS -AT MOSHEIM CITY LIMITS	SHACKLEFORD ROAD	0.36	19	16	16	ASP
SPRINGVIEW DRIVE	MEADOWBROOK ROAD	DEAD ENDS	0.09	14	16	16	ASP
ST JAMES ROAD	NEWPORT HWY	LITTLE MEADOWCREEK RD	5.09	60	3	18	ASP
STANTON LANE	OLD MOUNTAIN ROAD	DEAD ENDS	0.14	50	22	14	BST
STARINES HOLLOW LANE	LOST MOUNTAIN PIKE	DEAD ENDS	0.31	16	14	14	ASP
STARINES LANE	GAP MOUNTAIN ROAD	DEAD ENDS	0.33	11	13	13	BST
STATE STREET	LONESOME PINE TRAIL	DEAD ENDS- AT GREENEVILLE CITY LIMITS	0.33	8	24	24	ASP
STEEN ROAD	MARTIN ROAD	HAPPY VALLEY ROAD	0.35	15	14	14	BST
STEPHEN BROOKS ROAD	JONES BRIDGE ROAD	PISGAH ROAD	1.35	50	24	15	ASP
STERLING DRIVE	WEEMS CHAPEL ROAD	CARPENTERS CHAPEL ROAD	0.90	7	15	15	BST
STEWART ROAD	KINGSPORT HWY	GRAYSBURG HILLS ROAD	2.25	17.20	15	15	BST
STILLS ROAD	OLD KENTUCKY ROAD SOUTH	HANEY HILL ROAD	1.23	50	9	16	BST
STILLWOOD LANE	POCAHONTAS ST	DEAD ENDS	0.10	8	15	15	ASP



Road	Beginning/Ending	Length (Mile)	ROW	Civil Dist	Roadbed	Surf Type
STOCKTON ROAD	MAE MCKEE ROAD - AT WASHINGTON COUNTY LINE	0.44	1	17	ASP	
STOMPER ROAD	BAILEYTON ROAD	0.21	21	16	ASP	
STONE DAM ROAD	11-E BYPASS	4.66	50	14	17	ASP
STONE HILL LANE	LITTLE CHUCKEY ROAD	0.22	50	19	14	BST
STONE MOUNTAIN LANE	HORTON HWY	0.67	50	11	15	ASP
STONE MOUNTAIN ROAD	11-E BYPASS -AT MOSHEIM CITY LIMITS	1.34	50	6	15	BST
STONE Y COVE	SOUTH MOHAWK ROAD	0.40		4	13	BST
STROLLING LANE	ROAMING DRIVE	0.08	50	14	24	ASP
STRONG LANE	LONESOME PINE TRAIL	0.36	50	11	15	BST
STRONG WAY	STRONG LANE	0.17		7	15	BST
STROUD ROAD	MCDONALD ROAD	0.47		4	15	ASP
SUGAR BOWL ROAD ACCESS	KINGSPORT HWY	0.11	50	16	16	BST
SUGAR CANE LANE	BUCKINGHAM ROAD	0.13	50	13	24	ASP
SUGAR HOLLOW LANE	CHIMNEY TOP LOOP	0.34		17	14	BST
SUGARBOWL ROAD	KINGSPORT HWY	1.97	50	16	16	BST
SULPHUR SPRINGS LOOP	MELODY ROAD	1.30	50	21	15	BST
SUMMERHILL LANE	WATERSTONE CIRCLE	0.16	50	24	28	ASP
SUMMEY CIRCLE	BUCKINGHAM ROAD	0.26		13	16	ASP
SUMMIT RIDGE LANE	CHUCKEY PIKE	0.14		14	14	ASP
SUNNYDALE ROAD	107 CUTOFF	4.15	50	2	18	ASP
SUNNYDALE LOOP	JONES BRIDGE ROAD	2.00	50	24	18	ASP
SUNNYDALE RIDGE DR.	JONES BRIDGE ROAD	0.19	50	24		ASP
SUNNYDALE ROAD	SUNNYDALE LOOP	2.93	50	24	18	ASP
SUNNYSLOPE LANE	SUNNYDALE ROAD	0.21		22	14	BST
SUNNYVIEW ROAD	SUNNYDALE ROAD	0.28		24	15	BST

Road	Beginning/Ending	Length (mi)	ROW	Civil Dist	Roadbed	Surf Type
SURTOUT LANE	BUCKINGHAM ROAD	0.13		13	16	ASP
SUSONG MEMORIAL ROAD	DEBUSK ROAD	2.53	50	9	17	ASP
SUSONG ROAD	KELLEY GAP ROAD	2.17		2	16	ASP
SWANAY ROAD	JOCKEY ROAD	0.94		15	15	BST
SWATSELL LANE	OLD NEWPORT HWY	1.65		3	16	ASP
SWECKER ROAD	11-E BYPASS	0.48		8	15	CMX
SYCAMORE ROAD	SOLOMON ROAD	0.17		4	14	BST
TABERNACLE LANE	TABERNACLE ROAD	0.19	50	1	15	BST
TABERNACLE ROAD	LOVE HOLLOW ROAD	0.35	50	1	15	ASP
TABOR LANE	GREYSTONE ROAD	0.42	50	22	14	BST
TABOR ROAD	GREYSTONE ROAD	1.77		22	15	ASP
TADPOLE HOLLOW LANE	NELSE ROBERTS ROAD	0.57		17	14	GRV
TAKE-OFF LANE	WHITEHOUSE ROAD	0.16		12	14	BST
TAMARA COURT	TAMARA LANE	0.02	50	9	22	ASP
TAMARA LANE	ASHEVILLE HWY	0.24	50	9	22	ASP
TANGLEBERRY LANE	TANGLEWOOD TRAIL	0.15		20	24	ASP
TANGLEWOOD TRAIL	KINGSPORT HWY	0.13		20	24	ASP
TARLTON CIRCLE	HOUSTON VALLEY ROAD	1.22		18	15	ASP
TAYLOR LANE	KINGSPORT HWY	0.22	50	12	15	BST
TAYLOR ROAD	CHIMNEY TOP LOOP	0.80	50	17	16	ASP
TEAGUE ROAD	WALKERTOWN ROAD	0.75		20	16	BST
TED WEEMS ROAD	NORTH WESLEY CHAPEL ROAD	0.44	50	21	16	BST
THACKER LANE	JUSTICE ROAD	0.23		16	14	BST
THOMPSONS ROAD	PILOT MOUNTAIN ROAD	0.51		7	15	BST
THORNBERG LANE	OSS WILLIAMS ROAD	0.16	50	17	14	BST
THORNBERG ROAD	KINGSPORT HWY	0.48	50	17	15	BST

Road	Beginning/Ending	Length (MI)	ROW	Civil Dist	Roadbed	Surf Type
TIMBER LANE	ASHEVILLE HWY	0.13		18	14	BST
TIMBER RIDGE ROAD	OLD KENTUCKY ROAD WEST	2.65	50	5,25	15	ASP
TINY LANE	MT HEBRON ROAD	0.11		24	13	BST
TOB COOTER LANE	GAP MOUNTAIN ROAD	0.35		11	14	ASP
TOBY ROAD	GLADES ROAD	1.35		4	14	BST
TOM LAWSON ROAD	WESTWOOD ROAD	0.93		4	15	ASP
TOM WHITE HOLLOW ROAD	11-E BYPASS -AT MOSHEIM CITY LIMITS	1.85	50	6	15	BST
TOMAHAWK LANE	CAMP CREEK ROAD	0.20		22	15	ASP
TRAILS END LANE	OLD KNOXVILLE HWY	0.48		8	15	ASP
TROY MORELOCK LANE	HILLCUT ROAD	0.28		5	14	BST
TUCKER COURT	RIVER POINTE DRIVE	0.09	50	9		ASP
TUCKER HOLLOW ROAD W	KINGSPORT HWY	1.77	50	17	15	ASP
TUNNEL ROAD	BROWN SPRINGS ROAD	1.42	50	23	16	ASP
TUNNELL LANE	BAILEYTON ROAD	0.48	50	11	15	ASP
TURNER HILL ROAD	11-E BYPASS -AT MOSHEIM CITY LIMITS	0.60		6	16	ASP
TURNER LANE	FISH HATCHERY ROAD	0.35		4	15	BST
TWEED SPRINGS ROAD	LITTLE MEADOWCREEK ROAD	1.22		3	15	ASP
TYNE GRAY ROAD	KINGSPORT HWY	1.47	50	20	16	BST
U.S. FRYE LANE	BLUEBERRY LANE	0.22		7	14	BST
UNION CHAPEL ROAD	HORSE CREEK PARK ROAD	2.31	50	1	15	ASP
UNION ROAD	JOHN GRAHAM ROAD	2.31	50	12,21	17	ASP
VAGABOND LANE	ANDERSON LOOP	0.14	50	23	15	BST
VALERIE LANE	HICKSON AVENUE	0.20	50	21		ASP
VALK LANE	GREENE MOUNTAIN ROAD	0.34		2	15	BST
VALLEYDALE ROAD	OLD MIDWAY ROAD	2.67	50	19	15	ASP

Road	Beginning/Ending	Length (MI)	ROW	Civil Dist	Roadbed	Surf Type
VALLEYVIEW ROAD	WARRENSBURG ROAD	0.18	25	15	BST	BST
VAN HILL ROAD	HORTON HWY	2.00	11	19	ASP	ASP
VERL WEEMS WAY	ELMER HAYES ROAD	0.39	23	14	BST	BST
VICKY STREET	ROCKY HILL DRIVE	0.13	8	15	ASP	ASP
VICTORIA LANE	HORSE CREEK PARK ROAD	0.12	1	14	BST	BST
VICTORY BOULEVARD	SANDFORD CIRCLE	0.05	9	17	ASP	ASP
VIKING CIRCLE	GREENFIELD STREET	0.21	18	20	ASP	ASP
VIKING MOUNTAIN LANE	VIKING MOUNTAIN ROAD	0.62	2	14	BST	BST
VIKING MOUNTAIN ROAD	ASHEVILLE HWY	8.00	50	2,22	16	ASP
VIOLET COURT	WILLOW RIDGE DRIVE	0.05	50	21	ASP	ASP
W.I. BOWMAN ROAD	LAWS ROAD	0.72	22	15	BST	BST
WADDELL LOVE ROAD	WEST ALLENS BRIDGE ROAD	2.70	50	3	15	BST
WADDELL MOUNTAIN ROAD	PERRY DAVIS ROAD	0.16	18	14	BST	BST
WAGON WHEEL TRAIL	11-E BYPASS	0.20	14	15	BST	BST
WALKERS FORD ROAD	WEST ALLENS BRIDGE ROAD	1.59	50	9,18	15	ASP
WALKERTOWN ROAD	SNAPPS FERRY ROAD	1.41	20	17	ASP	ASP
WALKING LANE	ROAMING DRIVE	0.07	50	14	24	ASP
WALNUT GROVE ROAD	LUCK HOLLOW ROAD	0.27	9	14	ASP	ASP
WALTERS LANE	WALTERS ROAD	0.22	50	22	15	BST
WALTERS ROAD	ROUND KNOB ROAD	1.43	22	16	BST	BST
WANDERING DRIVE	ROAMING DRIVE	0.12	50	14	24	ASP
WAR BRANCH LANE	FLEA RIDGE ROAD	0.30	4	15	BST	BST
WARD LANE	JIM POE LANE	0.15	7	14	BST	BST
WARD ROAD	SNAPPS FERRY ROAD	0.27	20	15	BST	BST
WARRENSBURG ACCESS	WARRENSBURG ROAD	0.13	8	14	BST	BST
WATERSTONE CIRCLE	PLANTATION DRIVE	0.95	50	24	28	ASP

Road	Beginning/Ending	Length (MI)	ROW	Civil Dist	Roadbed	Surf Type
WATTENBARGER GAP ROAD	GAP MOUNTAIN ROAD	2.41		11	14	BST
WATTENBARGER LANE	WATTENBARGER GAP ROAD	0.22		11	14	BST
WAY STATION WAY	MOUNTAIN VALLEY ROAD	0.07		6	14	BST
WAYLAND DRIVE	ASHEVILLE HWY	0.35	50	9	24	ASP
WAYMAR LANE	BAILEYTON ROAD	0.33		11	14	BST
WEDDING LANE	KINGSPORT HWY	0.25	50	16	14	ASP
WEEMS CHAPEL COVE	WEEMS CHAPEL ROAD	0.13		6	14	BST
WEEMS CHAPEL LANE	GAP CREEK ROAD	0.23		6	15	BST
WEEMS CHAPEL ROAD	GAP CREEK ROAD	3.08	50	6	16	ASP
WEEMS ROAD	LOST MOUNTAIN PIKE	1.38	50	16	16	ASP
WELCOME GROVE ROAD	CARPENTERS CHAPEL ROAD	1.22		23	16	ASP
WELLS PRUITT LANE	DULANEY ROAD	0.37		5	15	ASP
WEST ALLENS BRIDGE ACCESS	WEST ALLENS BRIDGE ROAD	0.07		3	16	ASP
WEST ALLENS BRIDGE ROAD	NEWPORT HWY	8.75	50	9	17	ASP
WEST BONNIE JOHNSON LANE	SUNNYSIDE ROAD	0.35	50	24	15	BST
WEST HILLCREST STREET	HILLCREST STREET	0.28		8	16	ASP
WEST HOGAN LANE	BRIGHTHOPE ROAD	0.64		5	15	BST
WEST PINES ROAD	JEAROLDSTOWN ROAD	4.37		16,17	18	ASP
WEST ROLLINS STREET	JONES BRIDGE ROAD	0.14		24	16	ASP
WEST SEVEN SPRINGS LANE	MCDONALD ROAD	0.18	50	19	15	BST
WEST STAGECOACH ROAD	POPULAR SPRINGS ROAD	0.71		5	16	ASP
WEST WELLS HILL LANE	MT CARMEL ROAD	0.32		7	15	ASP
WESTBROOK DRIVE	SOUTH GREENE STREET	0.37		18	20	ASP
WESTERN GAILES LANE	CHIMNEY TOP LANE	0.08	50	16		ASP
WESTWOOD ROAD	MCDONALD ROAD	2.83	50	4	16	ASP
WHEELER ROAD	OASIS ROAD	1.84		6	16	ASP

Road	Beginning/Ending	Length (MI)	ROW	Civil Dist	Roadbed	Surf Type
WHIPPOORWILL LANE	HARPER ROAD	0.11	4	14	BST	BST
WHIRLWIND ROAD	OLD ASHEVILLE HWY-AT GREENEVILLE CITY LIMITS	3.90	9,24	16	ASP	ASP
WHISPERING OAKS LANE	KISER BOULEVARD	0.06	13		ASP	ASP
WHISPERING RIDGES ROAD	WHISPERING ROAD	0.29	50	24	ASP	ASP
WHISPERING ROAD	OLD ASHEVILLE HWY	0.87	24	15	ASP	ASP
WHITE SANDS ROAD	107 CUTOFF	3.08	50	2	ASP	ASP
WHITEHOUSE ROAD	BAILEYTON ROAD ACCESS-AT GREENEVILLE CITY LIMITS	6.04	50	12	ASP	ASP
WILBURN LANE	DOUGHTY S CHAPEL ROAD	0.21	12	14	BST	BST
WILD RYE LANE	MC MILLAN ROAD	0.30	19	15	BST	BST
WILDBERRY LANE	HORTON HWY	0.35	17	14	BST	BST
WILDWOOD ROAD	GILBREATH MILL ROAD	0.64	50	23	ASP	ASP
WILHOIT ROAD	CHUCKEY PIKE	2.09	1	16	ASP	ASP
WILKERSON ROAD	MT CARMEL ROAD	1.66	50	23	ASP	ASP
WILLIAMS SPRINGS ROAD	AFTON ROAD - AT GREENEVILLE CITY LIMITS	0.83	13	17	ASP	ASP
WILLIAMSON ROAD	CHUCKEY PIKE	0.57	1	16	ASP	ASP
WILLIAMSON VALLEY ROAD	CHUCKEY HWY	0.21	14	15	ASP	ASP
WILLOUGHBY ROAD	OASIS ROAD	0.63	60	6	ASP	BST
WILLOW RIDGE DRIVE	11-E BYPASS	0.29	50	21	ASP	ASP
WILSON HILL ROAD	WHITEHOUSE ROAD	0.33	13	16	CMX	CMX
WINDBRANCH LANE	TANGLEWOOD TRAIL	0.11	20	24	ASP	ASP
WINDCREST TRAIL	WHITEHOUSE ROAD	0.19	12	14	ASP	ASP
WINDCROSS LANE	PLEASANT HILL ROAD	0.22	50	1	ASP	BST
WINDMERE LANE	BEWLEYS CHAPEL ROAD	0.49	4	15	BST	BST
WINDOVER ROAD	HORTON HWY	0.22	11	14	ASP	ASP

Road	Beginning/Ending	Length (MI)	ROW	Civil Dist	Roadbed	Surf Type
WINDSONG ROAD	OLD STAGE ROAD-AT GREENEVILLE CITY LIMITS	0.38		13	16	ASP
WINDSWEPT LANE	AMITY ROAD	0.17	40	9	28	ASP
WINES ROAD	GAP MOUNTAIN ROAD	1.33	50	11	15	BST
WINESAP LANE	APPLESTONE DRIVE	0.05	50	21	22	ASP
WISECARVER LANE	MARVIN ROAD	0.07		7	16	ASP
WISECARVER ROAD	GILBREATH ROAD	1.52	50	7	16	ASP
WOODBERRY LANE	11-E BYPASS	0.07		8	15	BST
WOODED HEIGHTS	ASHEVILLE HWY	0.29		9	16	ASP
WOODLAND CIRCLE	HIXON AVENUE	0.20		9	16	ASP
WOODLAWN DR	KENNETTOWN ROAD	0.75	50	11	15	BST
WOODMAN LANE	AFTON ROAD	0.12		13	15	ASP
WOOLSEY COLLEGE ROAD	SUSONG ROAD	0.88	50	2	16	ASP
WOOLSEY ROAD	BARKLEY ROAD	1.89	50	17	16	ASP
WRIGHT ROAD	HAMMITT ROAD	0.34		6	15	BST
WYKLE ROAD	DEBUSK ROAD	1.51	50	9	16	ASP
YELLOW SPRINGS ROAD	MCDONALD ROAD	1.50		19	15	ASP
ZION HOLLOW ROAD	MT ZION ROAD	0.65	50	14	15	BST

Number of Road Segments      1229      Total Length      11777.08 All Roads in Report

CERTIFICATE OF ELECTION OF NOTARIES PUBLIC

AS A CLERK OF THE COUNTY OF GREENE, TENNESSEE I HEREBY CERTIFY TO  
THE SECRETARY OF STATE THAT THE FOLLOWING WERE ELECTED TO THE OFFICE OF  
NOTARY PUBLIC DURING THE MAY 17, 2021 MEETING OF THE GOVERNING BODY:

NAME	HOME ADDRESS	HOME PHONE	BUSINESS ADDRESS	BUSINESS PHONE	SURETY
1. DAVID R BAILEY	304 DUBLIN CT GREENEVILLE TN 377456776	423-470-2350	1660 E ANDREW JOHNSON HWY GREENEVILLE TN 377454274	423-783-1000	
2. TIM L BATES	4730 KINGSPORT HWY AFTON TN 37616	423-737-0298	190 E AJ HWY GREENEVILLE TN 37745	423-639-4486	
3. HOLLY SADRIA BROOKS	580 FILLERS MILL RD GREENEVILLE TN 37743	423-823-7743	3260 ASHEVILLE HWY GREENEVILLE TN 37743	423-638-9164	ANNETTE CRUM POLLY DANIELS
4. ANGELA D CORDWELL	795 LINKS MILL RD GREENEVILLE TN 377434746	423-620-3520	503 ASHEVILLE HWY GREENEVILLE TN 377434669	423-278-3224	
5. JED RICHARD CUTSHALL	210 DEERCHASE LN CHUCKEY TN 376414938	423-470-1224	1915 SNAPPS FERRY RD GREENEVILLE TN 377453661		
6. KAYLEE MICHELE FINCHER	1805 OLD KENTUCKY ROAD WEST MOSHIM TN 37818	423-823-8800	833 EAST ANDREW JOHNSON HWY GREENEVILLE TN 37743	423-638-3600	
7. KRISTY L LEE	1425 W MAIN ST GREENEVILLE TN 377434523	423-552-3338	503 ASHEVILLE HWY GREENEVILLE TN 377434669	423-278-3225	
8. LEIGH ANNE LIGHT	1100 WEEEMS RD GREENEVILLE TN 377457152	423-552-0274	124 N MAIN ST GREENEVILLE TN 377434920	423-783-1015	
9. ERIC ALLEN MANNING	718 W MAIN ST APT 1 GREENEVILLE TN 37743	423-972-9672	60 SHILOH RD GREENEVILLE TN 37745		
10. KRISTINE MITCHEL	478 W ALLENS BRIDGE RD GREENEVILLE TN 377435990	423-552-1034	1915 SNAPPS FERRY RD GREENEVILLE TN 377453661	423-636-7210	
11. CODY JAMES DIXON MORELOCK	1040 W PINES RD AFTON TN 376163350	423-552-8011	101 E F ST ELIZABETHTON TN 376433253		
12. PAMELA MORGAN	235 DEBUSK RD GREENEVILLE TN 377432237	423-278-2196	17 SPRING ST N MOSHIM TN 378186402	423-657-0404	
13. TABITHA CHARITY PHILLIPS	1080 SUNNYSIDE RD GREENEVILLE TN 377434343	423-972-7363	519 ASHEVILLE HWY GREENEVILLE TN 377434669		
14. KRISTEN SCHAFFLING	89 WALKER DRIVE GREENEVILLE TN 37745	423-972-0405	3015 E ANDREW JOHNSON HWY GREENEVILLE TN 37745	423-636-1555	
15. ANGELA ALOHA TAYLOR	30 CUTSHALL AVE GREENEVILLE TN 377437718	423-444-1558	401 HOLSTON DR GREENEVILLE TN 377433127	423-639-1104	
16. PAMELA H YATES	6225 KINGSPORT HWY AFTON TN 376164449	423-552-8094	601 MED TECH PKWY JOHNSON CITY TN 376042253	423-610-1020	



*Deirdre Dugant*  
SIGNATURE

CLERK OF THE COUNTY OF GREENE, TENNESSEE

5/14/21  
DATE



**THE GENERAL PURPOSE SCHOOL FUND**  
**A RESOLUTION TO AMEND THE GREENE COUNTY SCHOOLS BUDGET FOR**  
**CHANGES IN REVENUES & EXPENDITURES FOR THE FISCAL YEAR 2020-2021**

**WHEREAS,** the Greene County School System is amending the 2020-2021 Budget for the General Purpose School Fund to budget end of year changes in revenues and expenditures of \$ 54,782

**THEREFORE,** the following appropriations will be amended:

**REVENUES**

Account Number	Description	Increase	Decrease
44570	Contributions & Gifts (U Trust)	41,200	
44570	Contributions & Gifts (Family Resource Mini Grant)	1,500	
44570	Contributions & Gifts (Family Resource Gifts)	2,082	
44570	Contributions & Gifts (STC)	10,000	
	<b>TOTAL REVENUES</b>	<b>\$ 54,782</b>	<b>\$ -</b>

**EXPENDITURES**

Account Number	Description	Increase	Decrease
73300 599	Other Charges (FRGFT-Family Resource Center Donations)	2,082	
73300 499	Other Supplies and Materials (Family Resource Mini Grant)	1,500	
72210 308	Consultants (U Trust)	20,000	
72210 499	Other Supplies and Materials (U Trust)	21,200	
73300 189	Other Salaries and Wages (STC)	4,600	
73300 201	Social Security (STC)	283	
73300 204	State Retirement (STC)	662	
73300 212	Medicare (STC)	67	
73300 429	Instructional Supplies (STC)	4,388	
72320 399	Office of the Superintendent - Other Contracted Services	5,000	
72620 335	Maintenance of Plant - Maintenance and Repair - Buildings	10,000	
72610 454	Operation of Plant - Water and Sewer		15,000
	<b>TOTAL EXPENDITURES</b>	<b>\$ 54,782</b>	<b>\$ -</b>

**NOW, THEREFORE, BE IT RESOLVED** by the Greene County Legislative Body meeting in regular session, this 17th day of May 2021, a quorum being present and a majority voting in the affirmative, that the funds be appropriated as shown above.

\_\_\_\_\_  
County Mayor

\_\_\_\_\_  
Greene County Education Committee  
Sponsor

*Roger A. Woolsey*  
\_\_\_\_\_  
County Attorney

\_\_\_\_\_  
County Clerk

A.

**A RESOLUTION TO ALLOW THE GREENE COUNTY MAYOR TO APPLY FOR THE  
CORONAVIRUS EMERGENCY SUPPLEMENTAL FUNDINGS PROGRAM GRANT  
FOR THE FISCAL YEAR ENDING JUNE 30, 2021**

**WHEREAS**, the Circuit Court wishes to apply for a grant to improve the operations of its video arraignment system to help alleviate the OT incurred to transports, search, and monitor the inmates awaiting arraignment each day and;

**WHEREAS**, there is no required match for the grant and;

**WHEREAS**, this project has been determined to be in the best interest of the citizens of Greene County and supported by the Sessions Court Judge, Circuit Court Clerk, and Supervisor of Courtroom Security and.


**NOW, THEREFORE**; be it resolved by the Greene County Legislative Body meeting in regular session this 17<sup>th</sup> day of May, 2021, a quorum being present and a majority voting in the affirmative.

\_\_\_\_\_  
County Mayor

\_\_\_\_\_  
County Clerk

\_\_\_\_\_  
Budget and Finance Committee

Sponsor

  
\_\_\_\_\_  
County Attorney

**B.**

**A RESOLUTION OF THE GREENE COUNTY LEGISLATIVE BODY AUTHORIZING THE APPROPRIATION OF UP TO \$15,274 FROM THE CAPITAL PROJECTS FUND - #171 FOR THE REPLACEMENT OF OBSOLETE CHANCERY COURT COMPUTER EQUIPMENT FOR THE FYE JUNE 30, 2021**

**WHEREAS**, the Greene County Chancery Court currently has eight (8) computers that were purchased in 2014 and operate on Windows 8.1 which is quickly approaching expiration for maintenance, and;

**WHEREAS**, the Greene County wishes to expend funds from the Capital Projects Fund - #171 to replace the equipment from Other Capital Outlay - 171-91190-799, and;

**NOW, THEREFORE**; be it resolved by the Greene County Legislative Body meeting in regular session this 17<sup>th</sup> day of May, 2021, a quorum being present and a majority voting in the affirmative, that the budget be amended as above.

\_\_\_\_\_  
County Mayor

\_\_\_\_\_  
County Clerk

\_\_\_\_\_  
Budget and Finance Committee

Sponsor

*Roger A. Walden*  
\_\_\_\_\_  
County Attorney

C.

**A RESOLUTION TO BUDGET \$50 RECEIVED FROM THE MODERN WOODMEN OF AMERICA AS A DONATION MADE TO THE EMERGENCY MANAGEMENT AGENCY FOR THE FISCAL YEAR ENDING JUNE 30, 2021**

**WHEREAS,** the Emergency Medical Agency (EMA) received a \$50 from the Modern Woodmen of America in being honored as a Hometown Hero for their efforts to serve the community, and;

**WHEREAS,** EMA wishes to expend those funds during the fiscal year, and;

**NOW, THEREFORE;** be it resolved by the Greene County Legislative Body meeting in regular session this 17<sup>th</sup> day of May, 2021, a quorum being present and a majority voting in the affirmative, that the budget be amended as below:

**INCREASE BUDGETED REVENUE**

48610	Donations	\$ 50
<b>Total Increase in Budgeted Revenues:</b>		<u><u>\$ 50</u></u>

**INCREASE APPROPRIATIONS**

54410	Civil Defense (EMA)	
355	Travel	\$ 50
<b>Total Increase in Appropriations</b>		<u><u>\$ 50</u></u>

\_\_\_\_\_  
County Mayor

\_\_\_\_\_  
Budget and Finance Committee  
Sponsor

\_\_\_\_\_  
County Clerk

  
\_\_\_\_\_  
County Attorney

**A RESOLUTION OF THE GREENE COUNTY LEGISLATIVE BODY APPROPRIATING  
\$44,138 TO EMERGENCY MEDICAL SERVICES FOR FUNDS RECEIVED FROM  
THE SALE OF EQUIPMENT FOR THE FISCAL YEAR ENDING JUNE 30, 2021**

**WHEREAS**, the Greene County Emergency Medical Services Department (EMS) sold obsolete equipment for a total of forty-two thousand two hundred twenty-two dollars (\$42,222), and;

**WHEREAS**, EMS requests that the proceeds from the sale be appropriated to the department for Maintenance & Repair of Equipment, object code 336, and;

**WHEREAS**, EMS intends on purchasing a six (6) year maintenance agreement for four (4) power cots and four (4) power loads, and;

**WHEREAS**, purchasing the maintenance agreement now, EMS has been offered a 35% discount on the overall price of the contract realizing a savings of twenty-three thousand seven hundred sixty-six dollars (\$23,766), and;

**NOW, THEREFORE**; be it resolved by the Greene County Legislative Body meeting in regular session this 17<sup>th</sup> day of May, 2021, a quorum being present and a majority voting in the affirmative, that the budget be amended as below.

**INCREASE IN REVENUES**

44530 Sale of Equipment	\$ 42,222
<b>Total Increase in Revenues</b>	<b>\$ 42,222</b>

**DECREASE IN UNASSIGNED FUND BALANCE**

39000 Unassigned Fund Balance	\$ 1,916
<b>Total Decrease in Unassigned Fund Balance</b>	<b>\$ 1,916</b>


**INCREASE IN APPROPRIATIONS**

55130 EMERGENCY MEDICAL SERVICES	
336 Maint. & Repair - Equipment	\$ 44,138
<b>Total Increase in EMS Appropriations</b>	<b>\$ 44,138</b>

\_\_\_\_\_  
County Mayor

Budget and Finance Committee  
Sponsor

\_\_\_\_\_  
County Clerk

  
County Attorney

**E.**

**A RESOLUTION OF THE GREENE COUNTY LEGISLATIVE BODY APPROPRIATING  
\$13,109 TO THE SHERIFF'S DEPARTMENT FOR FUNDS RECEIVED FROM  
VARIOUS SOURCES FOR THE FISCAL YEAR ENDING JUNE 30, 2021**

**WHEREAS**, the Greene County Sheriff's Department (Department) received four hundred twenty-five dollars (\$425) from an inmate who damaged a camera belonging to the Department, and;

**WHEREAS**, the Department received proceeds totaling eight hundred eighty-five dollars (\$885) from the sale of recycled materials, and;

**WHEREAS**, the Department received two hundred seventy-nine dollars (\$279) from the sale of used pallets, and;

**WHEREAS**, the Department received ten thousand nine hundred seventy dollars (\$10,970) from the sale of surplus vehicles and equipment, and;

**WHEREAS**, the Department received five hundred fifty dollars (\$550) in restitution from an individual who damaged a departmental vehicle in a traffic accident, and;

**NOW, THEREFORE**; be it resolved by the Greene County Legislative Body meeting in regular session this 17<sup>th</sup> day of May, 2021, a quorum being present and a majority voting in the affirmative, that the budget be amended as below.

**INCREASE IN REVENUES**

42210 Fines	\$ 425
44145 Sale of Recycled Materials	885
44170 Miscellaneous Refunds	279
44530 Sale of Equipment	10,970
49700 Insurance Recovery	550
<b>Total Increase in Revenues</b>	<b>\$ 13,109</b>

**INCREASE IN APPROPRIATIONS**

<b>54410 SHERIFF'S DEPARTMENT</b>	
716 Law Enforcement Equipment	\$ 2,980
<b>Total Increase in Sheriff Dept Appropriations</b>	<b>\$ 2,980</b>
<b>54120 SPECIAL PATROLS</b>	
718 Motor Vehicles	\$ 10,129
<b>Total Increase in Special Patrols Appropriations</b>	<b>\$ 10,129</b>
<b>Total Increase in Appropriations</b>	<b>\$ 13,109</b>

**F.**

A RESOLUTION OF THE GREENE COUNTY LEGISLATIVE BODY APPROPRIATING  
\$13,109 TO THE SHERIFF'S DEPARTMENT FOR FUNDS RECEIVED FROM  
VARIOUS SOURCES FOR THE FISCAL YEAR ENDING JUNE 30, 2021

\_\_\_\_\_  
County Mayor

\_\_\_\_\_  
County Clerk

\_\_\_\_\_  
Budget and Finance Committee

Sponsor

  
\_\_\_\_\_  
County Attorney

**A RESOLUTION TO APPROPRIATE \$166,251 TO PURCHASE A FULL BODY SECURITY SCANNING SYSTEM AT THE GREENE COUNTY WORKHOUSE FOR THE FISCAL YEAR ENDING JUNE 30, 2021**

**WHEREAS**, the Full Body Security Scanning System currently located at the Greene County Workhouse is no longer operable, and;

**WHEREAS**, to ensure the safety of the community and proceedings that take place at the Greene County Workhouse, it is imperative this system be replaced, and;

**WHEREAS**, the Greene County Sheriff's Department wishes to use funding from its restricted account to replace the Full Body Security Scanning System, and;

**NOW, THEREFORE, BE IT RESOLVED**, by the Greene County Legislative Body meeting in a regular session on this 17<sup>th</sup> day of May, 2021 a quorum being present and a majority voting in the affirmative, that the budget be amended as below:

**DECREASE IN FUND BALANCE**

34625 Committed for Public Safety	\$ 166,251
<b>Total Decrease in Fund Balance</b>	<b><u>\$ 166,251</u></b>

**INCREASE IN APPROPRIATIONS**

54210 JAIL	
790 Other Equipment	\$ 166,251
<b>Total Increase in Jail Appropriations</b>	<b><u>\$ 166,251</u></b>

\_\_\_\_\_  
County Mayor

\_\_\_\_\_  
Budget and Finance Committee  
Sponsor

\_\_\_\_\_  
County Clerk

*Roger A. Jolley*  
\_\_\_\_\_  
County Attorney

**G.**



**RESOLUTION ALLOCATING THE PROCEEDS FROM THE SALE OF  
SURPLUS VEHICLES AND EQUIPMENT ON GOV DEALS TO THE HIGHWAY  
DEPARTMENT TO BE PLACED IN THE CAPITAL OUTLAY FUND FOR MOTOR  
VEHICLES; FUND 131, ACCOUNT 68000-718**

**WHEREAS**, the Greene County Highway Department through the Purchasing Director has sold and/or is in the process of selling certain vehicles and equipment declared surplus by the Greene County Legislative Body on Gov Deals; and

**WHEREAS**, the Highway Department has requested that all proceeds generated from the sale of the surplus vehicles and equipment above referred be appropriated by the Greene County Legislative Body to the Highway Department into its Capital Outlay Fund for motor vehicles; Fund 131, Account 68000-718; and

**WHEREAS**, the Highway Department has expressed its intent to utilize those proceeds from the sale of the vehicles and equipment presently offered for sale or having already been sold on Gov Deals to update its fleet and buy motor vehicles for the Highway Department.

**NOW, THEREFORE**; be it resolved by the Greene County Legislative Body meeting in regular session this 17<sup>th</sup> day of May 2021, a quorum being present and a majority voting in the affirmative, that all proceeds received or to be received from the sale of Highway Department surplus vehicles and equipment by May 17, 2021 is appropriated to the Highway Department into its Capital Outlay Fund for motor vehicles; Fund 131, Account 68000-718 to buy motor vehicles for the Highway Department.

\_\_\_\_\_  
Tim White  
Sponsor

\_\_\_\_\_  
County Clerk

\_\_\_\_\_  
County Mayor

\_\_\_\_\_  
*Roger Woolsey*  
County Attorney

H.

**Greene County Attorney**  
Roger A. Woolsey  
204 N. Cutler Street  
Greeneville, TN 37745  
Phone: 423-798-1779  
Fax: 423-798-1781

**RESOLUTION TO REIMBURSE FUNDING TO THE GREENE COUNTY  
ROAD DEPARTMENT FROM NCRS FOR CREEKBANK STABLIZATION ALONG  
COUNTY ROADS**

**WHEREAS**, the Greene County suffered extensive damage to its roads, bridges, and rights-of-ways during the flooding events in 2020; and

**WHEREAS**, the Greene County Road Department has received notification that the Department will receive between \$45,000.00 to \$47,000.00 in reimbursement for expenditures in equipment, materials, and labor the Department incurred for stabilization of creekbanks along county roads; and


**WHEREAS**, when Greene County receives that reimbursement as specified above, the Road Department has requested that those reimbursed funds be deposited and allocated to the Highway capital outlay fund for motor vehicles Fund 131 Account 68000-718.

**NOW, THEREFORE**; be it resolved by the Greene County Legislative Body meeting in regular session this 17<sup>th</sup> day of May, 2021, a quorum being present and a majority voting in the affirmative, that the NCRS funds between \$45,000.00 and \$47,000.00 reimbursing the County for stabilization of creek banks along county roads and that said bunds be deposited and allocated to the Highway capital outlay fund for motor vehicles Fund 131 Account 68000-718.

Highway Committee \_\_\_\_\_  
Sponsor

\_\_\_\_\_  
County Clerk

\_\_\_\_\_  
County Mayor

  
\_\_\_\_\_  
County Attorney

**I.**

**Greene County Attorney**  
Roger A. Woolsey  
204 N. Cutler Street  
Greeneville, TN 37745  
Phone: 423-798-1779  
Fax: 423-798-1781