STATE OF TENNESSEE
COUNTY OF TENNESSEE

GREENE COUNTY LEGISLATIVE BODY
MONDAY, SEPTEMBER 21, 2020
6:00 P.M.

The Greene County Legislative Body met at the Greene County Courthouse Annex in the Conference Room on Monday, September 21, 2020 beginning at 6:00 p.m. The meeting was available for a limited number of in person attendees (50 or less total) with a live Facebook feed broadcast through WGRV and also via ZOOM virtual meeting application for those that cannot attend.

Mayor Morrison called the meeting to order to transact business that has lawfully come before the Honorable Body. Commissioner Jason Cobble gave the Invocation. Commissioner Quillen led that Pledge to the Flag.

Voting was conducted by individual voice vote. Mayor Morrison called each Commissioner by name in alphabetical order, and each Commissioner stated their name and stated they were present. Greene County Clerk Lori Bryant recorded and checked off each Commissioner present and those who were absent.

Commissioners Bowers, Carpenter, Cobble, Crawford, Dabbs, Lawing, and Quillen were present in person at the Commissioner Meeting. Commissioners Arrowood, Bible, Bryant, Burkey, Clemmer, Kesterson, Parton, Patterson, Peters, Powell, Shelton, Tucker, and Waddle viewed the Commissioner Meeting via ZOOM. Commissioners Waddle and White was absent. There were 19 Commissioners present and 2 Commissioners absent.

Mayor Morrison announced the following, who viewed the Commissioner Meeting via ZOOM: Road Superintendent Kevin Swatsell, Greene County Partnership President Jeff Taylor, Greene County Trustee Nathan Holt, Building and Zoning Director, Tim Tweed, Greene County Sherriff Wesley Holt, and Human Resource Director Erin Elmore.

Mayor Morrison announce the following, who were present in person at the Commission Meeting: Greene County Clerk Lori Bryant, Greene County Chief Deputy Clerk Janie Fincher, Greene County Maintenance Director Mel Seaton, Greene County School Superintendent David McLain, Greene County Budget Director Danny Lowery, Greene County Schools Budget Director Diane Coles, Greene County School Energy Coordinator Steven Tipton, Greene County Schools Maintenance Director David Myers, Jim Miller from Schneider Electric, Todd Smith, Kevin May, Jack Stewart and Molly Cooley from the Northeast Regional of the Tennessee Suicide Prevention Network and Greene County Animal Control Director Chris Cutshall and EMA Director Heather Sipe.

County Commissioner Waddle signed on via ZOOM to the Commission Meeting. There were 20 Commissioners present and 1 absent.

PUBLIC HEARING

Mayor Morrison announced that Molly Colley from the Northeast Regional Director of Tennessee Suicide Prevention Network would address the Commission during the Proclamation segment of the Commission Meeting.

Mayor Morrison announced that any constituent with a question or issue where they need to address the full commission should submit that question or issue to their Commissioner and each Commissioner will be given an opportunity to have that question or issue addressed by the appropriate resource.

PROCLAMATIONS

SUICIDE PREVENTION MONTH
EMERGENCY PREPAREDNESS MONTH

Mayor Morrison presented the Proclamation for Suicide Prevention Month to Jack Stewart and Molly Cooley, Northeast Regional Director of the Tennessee Suicide Prevention Network.

Molly Cooley spoke to the Commission in regards to Suicide Prevention and the importance of this network.

Mayor Morrison presented the Proclamation for Emergency Preparedness Month to Greene County EMA Director Heather Sipe. Heather Sipe spoke to the Commission in regards to the Emergency Preparedness during this pandemic.

PROCLAMATION FOR
SUICIDE PREVENTION AWARENESS MONTH
TSPN 20TH ANNIVERSARY

WHEREAS, suicide is one of the most disruptive and tragic events a family and community can experience, with more than 1100 lives lost in Tennessee each year and an estimated 25 attempted suicides for each suicide death; and

WHEREAS, suicide is the 9th leading cause of all deaths in Tennessee and the second leading cause of death among youth ages 10 to 24, and the first leading cause for children 10-17; and

WHEREAS, more than three lives a day are lost to suicide in Tennessee, which means we lose 22 Tennesseans each week and 97 people per month; and

WHEREAS, Tennessee veterans, active-duty military personnel, and National Guardsmen face a disproportionate risk as compared to the general population of Tennessee, with more dying from suicide than combat; and

WHEREAS, public awareness of this terrifying problem is the key to preventing further suffering and loss of life; and the risk for human self-destruction can be reduced through awareness, education and treatment; and as the highest risk for suicide is among the survivors of those who died by suicide or those who have attempted suicide; and

WHEREAS, suicide prevention has been declared a state priority by the Governor; and the Tennessee Legislature has declared teen suicide prevention as a state priority in partnership with the Tennessee Suicide Prevention Network to implement the Tennessee Strategy for Suicide Prevention; and

WHEREAS, Tennessee is a national leader in the effort to prevent suicide, being one of the first states to develop a suicide prevention and evaluation plan covering the lifespan; and

WHEREAS, the Governor of Tennessee has appointed a Suicide Prevention Network Advisory Council to coordinate the implementation of the Tennessee Strategy for Suicide Prevention; and

WHEREAS, the Tennessee Suicide Prevention Network is a grassroots collaboration of Tennesseans and organizations working to eliminate the stigma of suicide, educate the community about the warning signs of suicide, and ultimately reduce the rate of suicide in our state; and

WHEREAS, 2020 marks Tennessee Suicide Prevention Network's 20th year of dedicated efforts to reach every Tennessean in every county; and

WHEREAS, every member of our community should understand that throughout life's struggles we all need an occasional reminder that we are all silently fighting out own battles; and

WHEREAS, we encourage all residents to take the time to inquire as to the wellbeing of their family, friends, and neighbors over the next few days and to genuinely convey their appreciation for their existence by any gesture they deem appropriate. A simple phone call, message, handshake, or hug can go a long way towards helping someone realize that suicide is not the answer; and

NOW THEREFORE, I, Kevin Morrison, by virtue of the authority vested in me as Mayor of Greene County, Tennessee do hereby proclaim the month of September, 2020 as

"SUICIDE PREVENTION AWARENESS MONTH"

in Greene County, Tennessee, and urge all citizens to work to prevent suicide and to raise awareness and tolerance around all people affected by this tragedy.

Kevin C. Morrison — September 21, 2020

Mayor of Greene County — Date

PROCLAMATION
for
Greene County Emergency Preparedness Month

WHEREAS, Disasters and emergencies come in many forms, develop in a moment's notice, and can happen any time, and greatly affect our citizens, businesses, and county in an extreme adverse way; and

WHEREAS, One of our greatest responsibilities is educating, preparing, and protecting the people of Greene County from disasters and emergencies; and the vigilance and urgency of this responsibility is a priority for this Commission and every department ; and

WHEREAS, Successful emergency preparedness is a cooperative and collaborative effort across civil, governmental, and geographical boundaries, and that success comes by working together, aligning training and preparedness, equipment, and resources of emergency and disaster response across all local, State, and Federal jurisdictions; and

WHEREAS, Experience has taught us that Greene Countians may have to rely on themselves, their family, their friends, and their neighbors in large disasters until first responders arrive; and

WHEREAS, It is imperative that we encourage the critical importance of individual and family preparedness for potential disasters and emergencies. To create a natural instinct in our citizenry to have a plan, know where to go, what to do, and how to respond and survive a disaster and protect themselves and their families; and

WHEREAS, The Greene County Office of Emergency Management and all of Greene County's Emergency First Responders are dedicated to providing the best, most immediate and timely warnings and response to emergencies and disasters for the protection of life, limb, and property of all Greene County citizens: and

NOW, THEREFORE, I, Kevin Morrison, Mayor of Greene County, and the 21 members of the County Commission, do hereby proclaim September 2020 as Greene County Emergency Preparedness Month. Choose not to be a victim – Take time to prepare – Have a plan.

THIS THE 21st DAY OF SEPTEMBER, 2020

Kevin C. Morrison
COUNTY MAYOR

NOMINATION AND APPROVAL OF CHAIRMAN OF COUNTY LEGISLATIVE BODY

Mayor Morrison announced the nomination and approval of Chairman of the County Legislative Body. Mayor Morrison relinquished the chair to Chairman-Pro-Tem of the Legislative Body, Dale Tucker for the nomination and approval process for the Chairman of County Legislative Body. Dale Tucker asked if there were any nominations for Chairman for the Commission. A motion was made by Commissioner Bowers and seconded by Commissioner Parton to nominate Chairman Kevin Morrison as the Chairman of the County Legislative Body. Commissioner Bowers moved for nomination to cease and vote by acclamation which was seconded by Commissioner Dabbs.

Voting was conducted by individual voice vote. Mayor Morrison called the Commissioners by name in alphabetical order, and each Commissioner stated their name and stated their vote. Greene County Lori Bryant recorded and checked off each Commissioner as they voted. Commissioners Arrowood, Bible, Bowers, Bryant, Burkey, Carpenter, Clemmer, Cobble, Crawford, Dabbs, Kesterson, Lawing, Parton, Patterson, Peters, Powell, Quillen, Shelton, Tucker, and Waddle voted yes. Commissioner White was absent. There were 20 – aye; and 0 – nay; and 1 – absent. The motion for the nomination and approval for Mayor Kevin Morrison as Chairman of the County Legislative Body passed.

NOMINATION AND APPROVAL OF CHAIRMAN-PRO-TEM OF LEGISLATIVE BODY

Mayor Morrison announced the nomination and approval of Chairman-Pro-Tem of Legislative Body. A motion was made by Commissioner Bowers and seconded by Commissioner Quillen to nominate Dale Tucker as the Chairman-Pro-Tem of Legislative Body. A motion was made by Commissioner Powell and seconded by Commissioner Quillen for the nomination to cease and vote by acclamation.

Voting was conducted by individual voice vote. Mayor Morriosn called the Commissioners by name in alphabetical order, and each Commissioner stated their name and stated their vote. Greene County Lori Bryant recorded and checked off each Commissioner as they voted. Commissioners Arrowood, Bible, Bowers, Bryant, Burkey, Carpenter, Clemmer, Cobble, Crawford, Dabbs, Kesterson, Lawing, Parton, Patterson, Peters, Powell, Quillen, Shelton, and Waddle voted yes. Commissioner White was absent. Commissioner Tucker abstained. There were 19 – aye; 0 – nay; 1 – absent; and 1 – abstain. The motion for the nomination and approval for Dale Tucker as Chairman-Pro-Tem of the Legislative Body passed.

APPROVAL OF PRIOR MINUTES

A motion was made by Commissioner Carpenter and seconded by Commissioner Lawing to approve the prior minutes.

Voting was conducted by individual voice vote. Mayor Morrison called the Commissioners by name in alphabetical order, and each Commissioner stated their name and stated their vote. Greene County Lori Bryant recorded and checked off each Commissioner as they voted. Commissioners Arrowood, Bible, Bowers, Bryant, Burkey, Carpenter, Clemmer, Cobble, Crawford, Dabbs, Kesterson, Lawing, Parton, Patterson, Peters, Powell, Quillen, Shelton, Tucker, and Waddle voted yes. Commissioner White was absent. There were 20 – aye; 0 – nay; and 1 – absent. Mayor Morrison stated that the prior minutes were approved.

REPORTS

VETERAN'S REPORT

FINANCIAL REPORT FROM BOARD OF EDUCATION
(REPORTS FOR JUNE AND JULY 2020)

REPORTS FROM SOLID WASTE DEPT.

COMMITTEE MINUTES

A motion was made by Commissioner Quillen and seconded by Commissioner Bowers to approve the Veteran's Report, Financial Report from Board of Education for June and July 2020, Reports from Solid Waste Dept., and Committee Minutes.

Voting was conducted by individual voice vote. Mayor Morrison called each Commissioner by name in alphabetical order, and each Commissioner stated their name and stated their vote. Greene County Clerk Lori Bryant recorded and checked off each Commissioner as they voted. Commissioners Arrowood, Bible, Bowers, Bryant, Burkey, Carpenter, Clemmer, Cobble, Crawford, Dabbs, Kesterson, Lawing, Parton, Patterson, Peters, Powell, Quillen, Shelton, Tucker, and Waddle voted yes. Commissioner White was absent. There were 20 – aye; 0 – nay; and 1- absent. The motion to approve the Veteran's Report, Financial Report from Board of Education for June and July 2020, Reports from Solid Waste Dept., and Committee Minutes were approved.

STATE OF TENNESSEE
GREENE COUNTY VETERANS SERVICE OFFICE
101 LONGVIEW DRIVE
GREENEVILLE, TN 37745

September 9, 2020

Monthly report for August 1, 2020 through August 31, 2020

- Electronic claims submitted: 110
- Telephone calls: 252
- Veterans and dependents benefits faxed claims: 50
- Social Media questions: 57
- Special programs:
  1. Vietnam Veterans of American Greeneville Chapter
  2. VFW Post Greeneville Chapter
- Walk-ins: 75
- Appointments: 62
- Referrals: 22

Sonja Forbes
VSO Director

Greene County Schools
Financial Report
June 30, 2020

Fund : 141 General Purpose School

Account Number	Account Description	Balance
141-11130- - -	Cash In Bank	5,100.20
141-11140- - -	Cash With Trustee	7,561,697.16
141-11410- - -	Accounts Receivable	453,174.92
141-11430- - -	Due From Other Governments	1,540,187.42
141-11500- - -	Property Taxes Receivable	7,274,345.00
141-11510- - -	Allowance For Uncollectable Property Tax	(189,920.00)
	Total Assets	**16,644,584.70**
	Total Assets and Deferred Outflows of Resources	**16,644,584.70**
141-21100- - -	Accounts Payable	(868,761.90)
141-21330- - -	Retirement Contributions	(234.81)
141-21331- - -	401k Great West	1,834.20
141-21332- - -	Retirement Hybrid Stabli	(83.19)
141-21360- - -	Garnishments And Levies	(50.20)
141-21381- - -	Aflac	1,470.08
141-21384- - -	Valic Annunity	(1,409.00)
141-21391- - -	Association Dues	1,628.80
141-21500- - -	Due To Other Funds	(250,000.00)
141-29940- - -	Deferred Current Property Taxes	(6,895,888.00)
141-29945- - -	Deferred Delinquent Property Taxes	(170,884.00)
141-29990- - -	Other Deferred/Unavailable Revenue	(538,417.56)
	Total Liabilities	**(8,720,795.58)**
141-34120- - -	Encumbrances - Prior Year	(2,161,993.66)
141-34560- -CLA -	Restricted For Instruction - Career Ladder	252.17
141-34755- - -	Assigned For Education	(3,927.30)
141-34755- -110 -	Assigned For Education - Bridges To Success	(63,234.76)
141-34755- -RTB -	Assigned For Education - Retirement Incentive	(782,779.22)
141-34770- -ESP -	Assigned For Operation Of Non-Inst Ser - Extended School Program	(150,352.07)
141-39000- - -	Unassigned	(4,561,754.28)
141-39000- -142 -	Unassigned - Loan To 142	(200,000.00)
	Total Equities	**(7,923,789.12)**
	Total Liabilities, Deferred Inflows of Resources, and Fund Bala	**(16,644,584.70)**
Fund Totals: 141	**General Purpose School**	**0.00**

Template Name LGC Defined
Created by: LGC
Revenue Statement
by Sub Fund

Greene County Board of Education
Statement of Revenues by Sub-Fund

June 2020-FINAL

User: Diane Coles
Date/Time: 8/13/2020 10:20 AM

Fund : 141 General Purpose School

		Original Est	Amendments	Total Estimated	YTD Realized	Unrealized	% Realized	Current Revenue
40110	Current Property Tax	6,600,000.00	123,411.00	6,723,411.00	(6,725,017.82)	(1,606.82)	100.02%	(17,653.00)
40120	Trustee's Collections-Prior YR	180,000.00	28,118.00	208,118.00	(205,406.46)	2,711.54	98.70%	0.00
40125	Trustee Collection Bankruptcy	200.00	90.00	290.00	(311.72)	(21.72)	107.49%	0.00
40130	Circuit Clerk	76,000.00	(16,000.00)	60,000.00	(50,896.74)	9,103.26	84.83%	0.00
40140	Interest & Penalty	65,000.00	(5,000.00)	60,000.00	(59,430.08)	569.92	99.05%	0.00
40150	Pick-Up Taxes	1,100.00	10,471.00	11,571.00	(11,428.97)	142.03	98.77%	0.00
40161	Payments in Lieu of Taxes TVA	6,000.00	(500.00)	5,500.00	(5,454.60)	45.40	99.17%	0.00
40162	Payments in Lieu of Taxes Local Utility	260,000.00	0.00	260,000.00	(329,961.32)	(69,961.32)	126.91%	0.00
40163	Payments in Lieu of Taxes Other	25,000.00	0.00	25,000.00	(29,953.38)	(4,953.38)	119.81%	0.00
40210	Local Option Sales Tax	5,850,000.00	150,000.00	6,000,000.00	(6,460,648.74)	(460,648.74)	107.68%	(612,425.57)
40275	Mix Drink Tax	5,000.00	(2,000.00)	3,000.00	(2,551.74)	448.26	85.06%	0.00
40320	Bank Excise Tax	18,000.00	12,234.00	30,234.00	(29,863.80)	370.20	98.78%	0.00
40350	Interstate Telecomm Tax	4,000.00	(4,000.00)	0.00	0.00	0.00	No Budget	0.00
40390	Other Satutory Local Taxes	400.00	0.00	400.00	(175.00)	225.00	43.75%	0.00
40000	**TOTAL LOCAL TAXES**	**13,090,700.00**	**296,824.00**	**13,387,524.00**	**(13,911,100.37)**	**(523,576.37)**	**103.91%**	**(630,078.57)**
41110	Marriage License	2,500.00	0.00	2,500.00	(1,790.37)	709.63	71.61%	0.00
41000	**TOTAL LICENSES AND PERMITS**	**2,500.00**	**0.00**	**2,500.00**	**(1,790.37)**	**709.63**	**71.61%**	**0.00**
43104	Sale of Electricity	6,000.00	0.00	6,000.00	(2,635.28)	3,364.72	43.92%	0.00
43380	Vending Machines	1,000.00	0.00	1,000.00	(211.11)	788.89	21.11%	0.00
43531	Transportation Other Systems	90,000.00	0.00	90,000.00	(77,250.08)	12,749.92	85.83%	0.00
43570	Receipts From Individual Schools	80,000.00	15,000.00	95,000.00	(59,963.08)	35,036.92	63.12%	0.00
43581	Community Service Fees-Child	202,524.00	41,000.00	243,524.00	(186,248.63)	57,275.37	76.48%	0.00
43583	TBI Criminal Background Check	1,000.00	0.00	1,000.00	(507.75)	492.25	50.78%	0.00
43000	**TOTAL CHARGES FOR CURRENT SERVICES**	**380,524.00**	**56,000.00**	**436,524.00**	**(326,815.93)**	**109,708.07**	**74.87%**	**0.00**
44110	Interest Earned	80,000.00	194,412.00	274,412.00	(295,888.14)	(21,476.14)	107.83%	0.00
44120	Lease/Rentals	18,000.00	14,784.00	32,784.00	(35,934.00)	(3,150.00)	109.61%	0.00
44145	Sale of Recycled Materials	3,000.00	1,613.00	4,613.00	(10,160.92)	(5,547.92)	220.27%	0.00
44170	Miscellaneous Refunds	125,000.00	26,250.00	151,250.00	(157,333.24)	(6,083.24)	104.02%	0.00
44530	Sale of Equipment	2,000.00	8,136.00	10,136.00	(10,136.98)	(0.98)	100.01%	0.00
44560	Damages Recovered From Individual	300.00	(200.00)	100.00	(53.99)	46.01	53.99%	0.00
44570	Contributions & Gifts	894,859.00	406,383.00	1,301,242.00	(1,279,527.76)	21,714.24	98.33%	(14,000.00)
44990	Other Local Revenues	22,000.00	0.00	22,000.00	(18,598.57)	3,401.43	84.54%	0.00
44000	**TOTAL OTHER LOCAL REVENUE**	**1,145,159.00**	**651,378.00**	**1,796,537.00**	**(1,807,633.60)**	**(11,096.60)**	**100.62%**	**(14,000.00)**

Fund : 141 General Purpose School

		Original Est	Amendments	Total Estimated	YTD Realized	Unrealized	% Realized	Current Revenue
46511	Basic Education Program (BEP)	34,118,000.00	(31,000.00)	34,087,000.00	(34,086,016.00)	984.00	100.00%	0.00
46515	State Pre-K	1,463,597.00	(60,701.00)	1,402,896.00	(1,400,400.84)	2,495.16	99.82%	0.00
46550	Drivers Education	31,000.00	0.00	31,000.00	(36,365.01)	(5,365.01)	117.31%	0.00
46590	Other State Education Funds	385,500.00	0.00	385,500.00	(372,642.83)	12,857.17	96.66%	769.69
46591	Coordinated School Health Grant	100,000.00	0.00	100,000.00	(99,734.58)	265.42	99.73%	0.00
46592	Internet Connectivity	17,355.00	(17,355.00)	0.00	0.00	0.00	No Budget	0.00
46594	Family Resource Grant	29,612.00	0.00	29,612.00	(29,612.00)	0.00	100.00%	0.00
46595	SSMS	0.00	9,723.00	9,723.00	(9,723.15)	(0.15)	100.00%	0.00
46610	Career Ladder Program	86,291.00	0.00	86,291.00	(78,046.30)	8,244.70	90.45%	(6,741.23)
46980	Other State Grants	9,000.00	0.00	9,000.00	0.00	9,000.00	0.00%	0.00
46981	Safe Schools Grant	68,780.00	291,730.00	360,510.00	(281,634.02)	78,875.98	78.12%	0.00
46000	**TOTAL STATE OF TENNESSEE**	**36,309,135.00**	**192,397.00**	**36,501,532.00**	**(36,394,174.73)**	**107,357.27**	**99.71%**	**(5,971.54)**
47143	Education of the Handicapped	5,000.00	0.00	5,000.00	0.00	5,000.00	0.00%	0.00
47590	Other Federal Through State	94,959.00	0.00	94,959.00	(79,916.31)	15,042.69	84.16%	0.00
47640	ROTC Reimbursement	50,000.00	2,000.00	52,000.00	(53,466.31)	(1,466.31)	102.82%	0.00
47680	Forest Service	10,000.00	30,000.00	40,000.00	(32,266.82)	7,733.18	80.67%	0.00
47000	**TOTAL FEDERAL GOVERNMENT**	**159,959.00**	**32,000.00**	**191,959.00**	**(165,649.44)**	**26,309.56**	**86.29%**	**0.00**
49800	Operating Transfers	26,600.00	1,900,636.00	1,927,236.00	(1,930,636.00)	(3,400.00)	100.18%	0.00
49000	**TOTAL OTHER SOURCES**	**26,600.00**	**1,900,636.00**	**1,927,236.00**	**(1,930,636.00)**	**(3,400.00)**	**100.18%**	**0.00**
Total For Fund: 141		**51,114,577.00**	**3,129,235.00**	**54,243,812.00**	**(54,537,800.44)**	**(293,988.44)**	**100.54%**	**(650,050.11)**

Fund : 141 General Purpose School

Account Number	Account Desciption	Budget Amount	Budget Amendments	Amended Budget	Month-to-Date Expenditures	Year-to-Date Expenditures	Outstanding Encumbrances	Unencumbered Balance	% Of Budget Exp
71100									
116	Teachers	(17,373,539.00)	7,265.00	(17,366,274.00)	0.00	17,323,150.26	0.00	(43,123.74)	99.75 %
117	Career Ladder Program	(55,000.00)	0.00	(55,000.00)	0.00	51,998.16	0.00	(3,001.84)	94.54 %
127	Career Ladder Extended Contracts	(65,145.00)	0.00	(65,145.00)	0.00	55,858.00	0.00	(9,287.00)	85.74 %
163	Educational Assistants	(598,000.00)	0.00	(598,000.00)	0.00	592,742.74	0.00	(5,257.26)	99.12 %
189	Other Salaries & Wages	(76,000.00)	7,000.00	(69,000.00)	0.00	68,443.94	0.00	(556.06)	99.19 %
195	Certified Substitute Teachers	(85,000.00)	33,305.00	(51,695.00)	0.00	51,695.00	0.00	0.00	100.00 %
198	Non-Certified Substitute Teachers	(140,000.00)	71,532.00	(68,468.00)	0.00	68,468.00	0.00	0.00	100.00 %
201	Social Security	(1,128,269.00)	50,710.00	(1,077,559.00)	(3.10)	1,065,442.42	0.00	(12,116.58)	98.88 %
204	State Retirement	(1,830,068.00)	35,000.00	(1,795,068.00)	0.00	1,764,060.91	0.00	(31,007.09)	98.27 %
206	Life Insurance	(5,575.00)	0.00	(5,575.00)	0.00	5,566.56	0.00	(8.44)	99.85 %
207	Medical Insurance	(3,108,000.00)	(62,925.00)	(3,170,925.00)	0.00	3,168,272.05	0.00	(2,652.95)	99.92 %
208	Dental Insurance	(39,600.00)	15,000.00	(24,600.00)	0.00	23,260.02	0.00	(1,339.98)	94.55 %
210	Unemployment Compensation	(26,000.00)	(1,586.00)	(27,586.00)	0.00	27,585.07	0.00	(0.93)	100.00 %
212	Employer Medicare	(261,375.00)	8,335.00	(253,040.00)	0.00	250,840.94	0.00	(2,199.06)	99.13 %
217	Retirement - Hybrid Stabilization	(70,000.00)	(21,500.00)	(91,500.00)	0.00	71,090.06	0.00	(20,409.94)	77.69 %
336	Maintenance And Repair Services-Equipr	(20,000.00)	8,110.00	(11,890.00)	0.00	11,788.41	0.00	(101.59)	99.15 %
399	Other Contracted Services	(78,000.00)	(19,000.00)	(97,000.00)	0.00	77,567.00	19,294.00	(139.00)	99.86 %
429	Instructional Supplies	(150,000.00)	40,000.00	(110,000.00)	0.00	110,000.00	0.00	0.00	100.00 %
430	Textbooks - Electronic	0.00	(750.00)	(750.00)	0.00	750.00	0.00	0.00	100.00 %
449	Textbooks - Bound	(356,000.00)	(246,102.00)	(602,102.00)	0.00	263,693.31	337,017.89	(1,390.80)	99.77 %
471	Software	(84,816.00)	(54,000.00)	(138,816.00)	0.00	78,502.50	60,304.00	(9.50)	99.99 %
499	Other Supplies And Materials	(37,800.00)	(214,589.00)	(252,389.00)	0.00	69,754.44	180,092.17	(2,542.39)	98.99 %
599	Other Charges	(98,000.00)	2,662.00	(95,338.00)	(3.10)	95,300.80	32.20	(5.00)	99.99 %
722	Regular Instruction Equipment	(50,000.00)	(41,112.00)	(91,112.00)	0.00	66,575.92	24,336.00	(200.08)	99.78 %
Total 71100		**(25,736,187.00)**	**(382,645.00)**	**(26,118,832.00)**	**(6.20)**	**25,362,406.51**	**621,076.26**	**(135,349.23)**	**99.48 %**
71200									
116	Teachers	(1,908,650.00)	(52,720.00)	(1,961,370.00)	0.00	1,972,778.76	0.00	11,408.76	100.58 %
117	Career Ladder Program	(5,000.00)	1,000.00	(4,000.00)	0.00	3,999.92	0.00	(0.08)	100.00 %
128	Homebound Teachers	(86,351.00)	22,500.00	(63,851.00)	0.00	63,665.64	0.00	(185.36)	99.71 %
163	Educational Assistants	(200,676.00)	0.00	(200,676.00)	0.00	192,149.99	0.00	(8,526.01)	95.75 %
171	Speech Pathologist	(361,883.00)	(2,400.00)	(364,283.00)	0.00	341,404.90	0.00	(22,878.10)	93.72 %
195	Certified Substitute Teachers	(5,000.00)	0.00	(5,000.00)	0.00	2,970.00	0.00	(2,030.00)	59.40 %
198	Non-Certified Substitute Teachers	(7,000.00)	0.00	(7,000.00)	0.00	6,197.50	0.00	(802.50)	88.54 %

Fund : 141 General Purpose School

Account Number	Account Desciption	Budget Amount	Budget Amendments	Amended Budget	Month-to-Date Expenditures	Year-to-Date Expenditures	Outstanding Encumbrances	Unencumbered Balance	% Of Budget Exp
71200									
201	Social Security	(156,113.00)	0.00	(156,113.00)	0.00	148,012.90	0.00	(8,100.10)	94.81 %
204	State Retirement	(245,726.00)	(5,774.00)	(251,500.00)	0.00	232,699.01	0.00	(18,800.99)	92.52 %
206	Life Insurance	(807.00)	0.00	(807.00)	0.00	746.40	0.00	(60.60)	92.49 %
207	Medical Insurance	(415,000.00)	500.00	(414,500.00)	0.00	414,348.71	0.00	(151.29)	99.96 %
208	Dental Insurance	(5,500.00)	3,000.00	(2,500.00)	0.00	2,339.00	0.00	(161.00)	93.56 %
210	Unemployment Compensation	(2,250.00)	0.00	(2,250.00)	0.00	2,250.00	0.00	0.00	100.00 %
212	Employer Medicare	(36,212.00)	0.00	(36,212.00)	0.00	35,975.97	0.00	(236.03)	99.35 %
217	Retirement - Hybrid Stabilization	(8,000.00)	(1,500.00)	(9,500.00)	0.00	9,242.36	0.00	(257.64)	97.29 %
312	Contracts With Private Agencies	(4,050.00)	(4,828.00)	(8,878.00)	0.00	8,877.98	0.00	(0.02)	100.00 %
322	Evaluation And Testing	(1,000.00)	1,000.00	0.00	0.00	0.00	0.00	0.00	100.00 %
336	Maintenance And Repair Services-Equipr	(1,000.00)	516.00	(484.00)	0.00	483.25	0.00	(0.75)	99.85 %
399	Other Contracted Services	(7,000.00)	1.00	(6,999.00)	0.00	6,052.75	0.00	(946.25)	86.48 %
429	Instructional Supplies	(7,000.00)	0.00	(7,000.00)	0.00	5,580.52	0.00	(1,419.48)	79.72 %
499	Other Supplies And Materials	(4,000.00)	320.00	(3,680.00)	0.00	3,613.58	0.00	(66.42)	98.20 %
599	Other Charges	(1,500.00)	885.00	(615.00)	0.00	615.00	0.00	0.00	100.00 %
725	Special Education Equipment	(7,500.00)	106.00	(7,394.00)	0.00	6,993.87	0.00	(400.13)	94.59 %
Total 71200		**(3,477,218.00)**	**(37,394.00)**	**(3,514,612.00)**	**0.00**	**3,460,998.01**	**0.00**	**(53,613.99)**	**98.47 %**
71300									
116	Teachers	(977,735.00)	0.00	(977,735.00)	0.00	974,771.35	0.00	(2,963.65)	99.70 %
117	Career Ladder Program	(3,000.00)	0.00	(3,000.00)	0.00	2,999.88	0.00	(0.12)	100.00 %
195	Certified Substitute Teachers	(2,500.00)	(305.00)	(2,805.00)	0.00	2,805.00	0.00	0.00	100.00 %
198	Non-Certified Substitute Teachers	(7,500.00)	3,695.00	(3,805.00)	0.00	3,805.00	0.00	0.00	100.00 %
201	Social Security	(61,426.00)	2,500.00	(58,926.00)	0.00	57,801.95	0.00	(1,124.05)	98.09 %
204	State Retirement	(104,253.00)	7,000.00	(97,253.00)	0.00	94,463.17	0.00	(2,789.83)	97.13 %
206	Life Insurance	(271.00)	(3.00)	(274.00)	0.00	273.60	0.00	(0.40)	99.85 %
207	Medical Insurance	(163,634.00)	7,500.00	(156,134.00)	0.00	152,919.60	0.00	(3,214.40)	97.94 %
208	Dental Insurance	(2,000.00)	0.00	(2,000.00)	0.00	1,448.00	0.00	(552.00)	72.40 %
210	Unemployment Compensation	(1,200.00)	0.00	(1,200.00)	0.00	1,200.00	0.00	0.00	100.00 %
212	Employer Medicare	(14,366.00)	600.00	(13,766.00)	0.00	13,554.47	0.00	(211.53)	98.46 %
217	Retirement - Hybrid Stabilization	(6,800.00)	0.00	(6,800.00)	0.00	6,591.57	0.00	(208.43)	96.93 %
311	Contracts With Other School Systems	(312,534.00)	2,000.00	(310,534.00)	0.00	310,139.59	0.00	(394.41)	99.87 %
336	Maintenance And Repair Services-Equipr	(3,000.00)	3,000.00	0.00	0.00	0.00	0.00	0.00	100.00 %
429	Instructional Supplies	(40,000.00)	3,000.00	(37,000.00)	0.00	21,381.75	15,600.00	(18.25)	99.95 %

Fund : 141 General Purpose School

Account Number	Account Desciption	Budget Amount	Budget Amendments	Amended Budget	Month-to-Date Expenditures	Year-to-Date Expenditures	Outstanding Encumbrances	Unencumbered Balance	% Of Budget Exp
71300									
499	Other Supplies And Materials	(1,000.00)	(8,250.00)	(9,250.00)	0.00	9,159.00	0.00	(91.00)	99.02 %
599	Other Charges	(3,000.00)	(22,747.00)	(25,747.00)	0.00	13,135.15	11,497.50	(1,114.35)	95.67 %
730	Vocational Instruction Equipment	(15,000.00)	1,000.00	(14,000.00)	0.00	13,423.45	0.00	(576.55)	95.88 %
Total 71300		**(1,719,219.00)**	**(1,010.00)**	**(1,720,229.00)**	**0.00**	**1,679,872.53**	**27,097.50**	**(13,258.97)**	**99.23 %**
72110									
105	Supervisor/Director	(44,524.00)	(1.00)	(44,525.00)	0.00	44,524.50	0.00	(0.50)	100.00 %
162	Clerical Personnel	(34,757.00)	0.00	(34,757.00)	0.00	34,756.80	0.00	(0.20)	100.00 %
189	Other Salaries & Wages	(26,490.00)	0.00	(26,490.00)	0.00	26,489.52	0.00	(0.48)	100.00 %
201	Social Security	(6,558.00)	0.00	(6,558.00)	0.00	6,385.39	0.00	(172.61)	97.37 %
204	State Retirement	(9,708.00)	(275.00)	(9,983.00)	0.00	9,981.92	0.00	(1.08)	99.99 %
206	Life Insurance	(22.00)	0.00	(22.00)	0.00	28.80	0.00	6.80	130.91 %
207	Medical Insurance	(12,700.00)	575.00	(12,125.00)	0.00	11,494.02	0.00	(630.98)	94.80 %
208	Dental Insurance	(450.00)	0.00	(450.00)	0.00	450.00	0.00	0.00	100.00 %
210	Unemployment Compensation	(150.00)	0.00	(150.00)	0.00	150.00	0.00	0.00	100.00 %
212	Employer Medicare	(1,534.00)	0.00	(1,534.00)	0.00	1,493.36	0.00	(40.64)	97.35 %
399	Other Contracted Services	(24,000.00)	(15,599.00)	(39,599.00)	0.00	39,333.24	0.00	(265.76)	99.33 %
499	Other Supplies And Materials	(400.00)	0.00	(400.00)	0.00	400.00	0.00	0.00	100.00 %
599	Other Charges	(200.00)	0.00	(200.00)	0.00	49.99	0.00	(150.01)	25.00 %
Total 72110		**(161,493.00)**	**(15,300.00)**	**(176,793.00)**	**0.00**	**175,537.54**	**0.00**	**(1,255.46)**	**99.29 %**
72120									
105	Supervisor/Director	(54,087.00)	1,706.00	(52,381.00)	0.00	52,381.00	0.00	0.00	100.00 %
131	Medical Personnel	(324,000.00)	8,000.00	(316,000.00)	0.00	313,343.44	0.00	(2,656.56)	99.16 %
189	Other Salaries & Wages	(16,000.00)	1,131.00	(14,869.00)	0.00	14,868.40	0.00	(0.60)	100.00 %
201	Social Security	(24,528.00)	1,065.00	(23,463.00)	0.00	21,783.09	0.00	(1,679.91)	92.84 %
204	State Retirement	(22,563.00)	(6,879.00)	(29,442.00)	0.00	29,441.84	0.00	(0.16)	100.00 %
206	Life Insurance	(200.00)	(22.00)	(222.00)	0.00	222.00	0.00	0.00	100.00 %
207	Medical Insurance	(127,400.00)	1,402.00	(125,998.00)	0.00	125,980.32	0.00	(17.68)	99.99 %
208	Dental Insurance	(1,950.00)	1,000.00	(950.00)	0.00	872.87	0.00	(77.13)	91.88 %
210	Unemployment Compensation	(450.00)	0.00	(450.00)	0.00	450.00	0.00	0.00	100.00 %
212	Employer Medicare	(4,953.00)	(687.00)	(5,640.00)	0.00	5,094.43	0.00	(545.57)	90.33 %
307	Communication	(1,920.00)	(504.00)	(2,424.00)	0.00	1,498.96	0.00	(925.04)	61.84 %
348	Postal Charges	(700.00)	700.00	0.00	0.00	0.00	0.00	0.00	100.00 %

Fund : 141 General Purpose School

Account Number	Account Description	Budget Amount	Budget Amendments	Amended Budget	Month-to-Date Expenditures	Year-to-Date Expenditures	Outstanding Encumbrances	Unencumbered Balance	% Of Budget Exp
72120									
355	Travel	(8,484.00)	(1,110.00)	(9,594.00)	0.00	8,634.13	0.00	(959.87)	90.00 %
399	Other Contracted Services	(6,150.00)	0.00	(6,150.00)	0.00	5,500.00	0.00	(650.00)	89.43 %
413	Drugs And Medical Supplies	(7,500.00)	0.00	(7,500.00)	0.00	6,370.73	118.75	(1,010.52)	86.53 %
499	Other Supplies And Materials	(12,294.00)	(2,649.00)	(14,943.00)	0.00	12,987.89	0.00	(1,955.11)	86.92 %
524	In-Service/Staff Development	(1,675.00)	580.00	(1,095.00)	0.00	1,004.19	0.00	(90.81)	91.71 %
599	Other Charges	(9,693.00)	(3,910.00)	(13,603.00)	0.00	9,228.63	0.00	(4,374.37)	67.84 %
735	Health Equipment	(4,584.00)	0.00	(4,584.00)	0.00	4,295.65	0.00	(288.35)	93.71 %
Total 72120		**(629,131.00)**	**(177.00)**	**(629,308.00)**	**0.00**	**613,957.57**	**118.75**	**(15,231.68)**	**97.58 %**
72130									
117	Career Ladder Program	0.00	(1,000.00)	(1,000.00)	0.00	900.00	0.00	(100.00)	90.00 %
123	Guidance Personnel	(702,425.00)	0.00	(702,425.00)	0.00	690,310.26	0.00	(12,114.74)	98.28 %
164	Attendants	(70,656.00)	(1,500.00)	(72,156.00)	0.00	70,656.00	0.00	(1,500.00)	97.92 %
170	School Resource Officer	(138,000.00)	85,500.00	(52,500.00)	0.00	52,500.00	0.00	0.00	100.00 %
195	Certified Substitute Teachers	(2,000.00)	2,000.00	0.00	0.00	0.00	0.00	0.00	100.00 %
198	Non-Certified Substitute Teachers	(2,000.00)	2,000.00	0.00	0.00	0.00	0.00	0.00	100.00 %
201	Social Security	(51,776.00)	5,500.00	(46,276.00)	0.00	45,028.60	0.00	(1,247.40)	97.30 %
204	State Retirement	(80,364.00)	5,440.00	(74,924.00)	0.00	73,205.45	0.00	(1,718.55)	97.71 %
206	Life Insurance	(393.00)	0.00	(393.00)	0.00	254.40	0.00	(138.60)	64.73 %
207	Medical Insurance	(130,000.00)	4,000.00	(126,000.00)	0.00	125,818.08	0.00	(181.92)	99.86 %
208	Dental Insurance	(3,500.00)	2,400.00	(1,100.00)	0.00	1,039.79	0.00	(60.21)	94.53 %
210	Unemployment Compensation	(500.00)	0.00	(500.00)	0.00	500.00	0.00	0.00	100.00 %
212	Employer Medicare	(11,268.00)	400.00	(10,868.00)	0.00	10,530.88	0.00	(337.12)	96.90 %
217	Retirement - Hybrid Stabilization	(2,500.00)	(420.00)	(2,920.00)	0.00	2,909.12	0.00	(10.88)	99.63 %
309	Contracts With Government Agencies	0.00	(210,000.00)	(210,000.00)	0.00	210,000.00	0.00	0.00	100.00 %
322	Evaluation And Testing	(25,000.00)	(7,124.00)	(32,124.00)	0.00	0.00	32,124.00	0.00	100.00 %
355	Travel	0.00	0.00	0.00	0.00	0.00	0.00	0.00	100.00 %
399	Other Contracted Services	(50,000.00)	(32,376.00)	(82,376.00)	0.00	76,171.38	0.00	(6,204.62)	92.47 %
499	Other Supplies And Materials	(3,000.00)	600.00	(2,400.00)	0.00	1,999.92	378.88	(21.20)	99.12 %
524	In-Service/Staff Development	(3,000.00)	1,500.00	(1,500.00)	0.00	0.00	0.00	(1,500.00)	0.00 %
599	Other Charges	(200.00)	(38,521.00)	(38,721.00)	0.00	11,118.44	1,125.00	(26,477.56)	31.62 %
790	Other Equipment	(200.00)	(139,065.00)	(139,265.00)	0.00	61,380.31	45,854.86	(32,029.83)	77.00 %
Total 72130		**(1,276,782.00)**	**(320,666.00)**	**(1,597,448.00)**	**0.00**	**1,434,322.63**	**79,482.74**	**(83,642.63)**	**94.76 %**

Fund : 141 General Purpose School

Account Number	Account Desciption	Budget Amount	Budget Amendments	Amended Budget	Month-to-Date Expenditures	Year-to-Date Expenditures	Outstanding Encumbrances	Unencumbered Balance	% Of Budget Exp
72210									
105	Supervisor/Director	(235,415.00)	(1.00)	(235,416.00)	0.00	235,415.98	0.00	(0.02)	100.00 %
117	Career Ladder Program	(5,000.00)	0.00	(5,000.00)	0.00	4,999.85	0.00	(0.15)	100.00 %
129	Librarians	(805,108.00)	(25.00)	(805,133.00)	0.00	805,132.54	0.00	(0.46)	100.00 %
137	Education Media Personnel	(363,850.00)	0.00	(363,850.00)	0.00	345,333.36	0.00	(18,516.64)	94.91 %
162	Clerical Personnel	(36,000.00)	0.00	(36,000.00)	0.00	35,864.45	0.00	(135.55)	99.62 %
163	Educational Assistants	(34,580.00)	(542.00)	(35,122.00)	0.00	34,369.98	0.00	(752.02)	97.86 %
189	Other Salaries & Wages	(114,518.00)	(2,373.00)	(116,891.00)	0.00	116,594.97	0.00	(296.03)	99.75 %
195	Certified Substitute Teachers	(2,000.00)	0.00	(2,000.00)	0.00	1,315.00	0.00	(685.00)	65.75 %
198	Non-Certified Substitute Teachers	(5,000.00)	0.00	(5,000.00)	0.00	2,395.00	0.00	(2,605.00)	47.90 %
201	Social Security	(98,960.00)	0.00	(98,960.00)	0.00	91,433.37	0.00	(7,526.63)	92.39 %
204	State Retirement	(155,024.00)	(2,485.00)	(157,509.00)	0.00	155,606.54	0.00	(1,902.46)	98.79 %
206	Life Insurance	(468.00)	0.00	(468.00)	0.00	460.51	0.00	(7.49)	98.40 %
207	Medical Insurance	(253,000.00)	(9,250.00)	(262,250.00)	0.00	262,244.90	0.00	(5.10)	100.00 %
208	Dental Insurance	(3,000.00)	0.00	(3,000.00)	0.00	2,249.00	0.00	(751.00)	74.97 %
210	Unemployment Compensation	(900.00)	0.00	(900.00)	0.00	900.00	0.00	0.00	100.00 %
212	Employer Medicare	(23,144.00)	0.00	(23,144.00)	0.00	21,507.63	0.00	(1,636.37)	92.93 %
217	Retirement - Hybrid Stabilization	(1,000.00)	0.00	(1,000.00)	0.00	0.00	0.00	(1,000.00)	0.00 %
307	Communication	(6,800.00)	0.00	(6,800.00)	0.00	5,507.01	0.00	(1,292.99)	80.99 %
308	Consultants	0.00	(20,000.00)	(20,000.00)	0.00	42.98	19,957.02	0.00	100.00 %
336	Maintenance And Repair Services-Equipr	(100.00)	(12.00)	(112.00)	0.00	0.00	0.00	(112.00)	0.00 %
355	Travel	(30,000.00)	10,000.00	(20,000.00)	0.00	15,559.15	0.00	(4,440.85)	77.80 %
399	Other Contracted Services	(32,000.00)	(3,750.00)	(35,750.00)	0.00	32,212.72	0.00	(3,537.28)	90.11 %
432	Library Books/Media	(30,000.00)	2,325.00	(27,675.00)	0.00	24,211.00	0.00	(3,464.00)	87.48 %
499	Other Supplies And Materials	(10,450.00)	(27,425.00)	(37,875.00)	0.00	5,450.48	32,421.35	(3.17)	99.99 %
524	In-Service/Staff Development	(5,000.00)	2,200.00	(2,800.00)	0.00	800.00	0.00	(2,000.00)	28.57 %
599	Other Charges	(700.00)	(3,420.00)	(4,120.00)	0.00	0.00	4,120.00	0.00	100.00 %
790	Other Equipment	(2,000.00)	0.00	(2,000.00)	0.00	0.00	0.00	(2,000.00)	0.00 %
Total 72210		**(2,254,017.00)**	**(54,758.00)**	**(2,308,775.00)**	**0.00**	**2,199,606.42**	**56,498.37**	**(52,670.21)**	**97.72 %**
72220									
105	Supervisor/Director	(84,083.00)	(1,728.00)	(85,811.00)	0.00	84,947.02	0.00	(863.98)	98.99 %
117	Career Ladder Program	(4,000.00)	0.00	(4,000.00)	0.00	3,517.50	0.00	(482.50)	87.94 %
124	Phsycological Personnel	(133,140.00)	30,000.00	(103,140.00)	0.00	101,859.89	0.00	(1,280.11)	98.76 %

Fund : 141 General Purpose School

Account Number	Account Desciption	Budget Amount	Budget Amendments	Amended Budget	Month-to-Date Expenditures	Year-to-Date Expenditures	Outstanding Encumbrances	Unencumbered Balance	% Of Budget Exp
72220									
135	Assessment Personnel	(63,888.00)	5,228.00	(58,660.00)	0.00	58,659.96	0.00	(0.04)	100.00 %
161	Secretary(S)	(34,071.00)	0.00	(34,071.00)	0.00	34,070.40	0.00	(0.60)	100.00 %
189	Other Salaries & Wages	(66,972.00)	(795.00)	(67,767.00)	0.00	67,767.00	0.00	0.00	100.00 %
201	Social Security	(23,942.00)	1,860.00	(22,082.00)	0.00	20,905.29	0.00	(1,176.71)	94.67 %
204	State Retirement	(39,543.00)	1,530.00	(38,013.00)	0.00	36,055.61	0.00	(1,957.39)	94.85 %
206	Life Insurance	(74.00)	(5.00)	(79.00)	0.00	78.00	0.00	(1.00)	98.73 %
207	Medical Insurance	(47,100.00)	0.00	(47,100.00)	0.00	42,258.91	0.00	(4,841.09)	89.72 %
208	Dental Insurance	(750.00)	(150.00)	(900.00)	0.00	600.00	0.00	(300.00)	66.67 %
210	Unemployment Compensation	(150.00)	0.00	(150.00)	0.00	150.00	0.00	0.00	100.00 %
212	Employer Medicare	(5,600.00)	435.00	(5,165.00)	0.00	4,889.15	0.00	(275.85)	94.66 %
307	Communication	(2,000.00)	0.00	(2,000.00)	0.00	1,132.62	0.00	(867.38)	56.63 %
330	Operating Lease Payments	(550.00)	0.00	(550.00)	0.00	516.48	0.00	(33.52)	93.91 %
336	Maintenance And Repair Services-Equipr	(1,000.00)	0.00	(1,000.00)	0.00	851.00	0.00	(149.00)	85.10 %
355	Travel	(8,000.00)	0.00	(8,000.00)	0.00	6,905.18	0.00	(1,094.82)	86.31 %
399	Other Contracted Services	(4,400.00)	(34,095.00)	(38,495.00)	0.00	35,230.54	0.00	(3,264.46)	91.52 %
499	Other Supplies And Materials	(12,000.00)	0.00	(12,000.00)	0.00	11,377.46	0.00	(622.54)	94.81 %
524	In-Service/Staff Development	(1,400.00)	0.00	(1,400.00)	0.00	1,347.52	0.00	(52.48)	96.25 %
599	Other Charges	(6,200.00)	605.00	(5,595.00)	0.00	711.00	0.00	(4,884.00)	12.71 %
Total	**72220**	**(538,863.00)**	**2,885.00**	**(535,978.00)**	**0.00**	**513,830.53**	**0.00**	**(22,147.47)**	**95.87 %**
72230									
105	Supervisor/Director	(84,083.00)	(865.00)	(84,948.00)	0.00	84,947.02	0.00	(0.98)	100.00 %
117	Career Ladder Program	(1,000.00)	0.00	(1,000.00)	0.00	1,000.00	0.00	0.00	100.00 %
201	Social Security	(5,276.00)	(30.00)	(5,306.00)	0.00	5,305.60	0.00	(0.40)	99.99 %
204	State Retirement	(8,900.00)	(237.00)	(9,137.00)	0.00	9,136.18	0.00	(0.82)	99.99 %
206	Life Insurance	(15.00)	0.00	(15.00)	0.00	14.40	0.00	(0.60)	96.00 %
207	Medical Insurance	(7,044.00)	0.00	(7,044.00)	0.00	7,044.00	0.00	0.00	100.00 %
208	Dental Insurance	(150.00)	0.00	(150.00)	0.00	150.00	0.00	0.00	100.00 %
210	Unemployment Compensation	(34.00)	0.00	(34.00)	0.00	34.00	0.00	0.00	100.00 %
212	Employer Medicare	(1,234.00)	(7.00)	(1,241.00)	0.00	1,240.82	0.00	(0.18)	99.99 %
355	Travel	(5,500.00)	1,139.00	(4,361.00)	0.00	515.12	0.00	(3,845.88)	11.81 %
Total	**72230**	**(113,236.00)**	**0.00**	**(113,236.00)**	**0.00**	**109,387.14**	**0.00**	**(3,848.86)**	**96.60 %**
72250									
350	Internet Connectivity	(104,000.00)	0.00	(104,000.00)	0.00	101,140.80	2,657.12	(202.08)	99.81 %

Fund : 141 General Purpose School

Account Number	Account Desciption	Budget Amount	Budget Amendments	Amended Budget	Month-to-Date Expenditures	Year-to-Date Expenditures	Outstanding Encumbrances	Unencumbered Balance	% Of Budget Exp
72250									
470	Cabling	(2,000.00)	0.00	(2,000.00)	0.00	2,000.00	0.00	0.00	100.00 %
471	Software	(82,986.00)	(12,500.00)	(95,486.00)	0.00	91,876.85	3,609.00	(0.15)	100.00 %
Total 72250		**(188,986.00)**	**(12,500.00)**	**(201,486.00)**	**0.00**	**195,017.65**	**6,266.12**	**(202.23)**	**99.90 %**
72310									
118	Secretary To Board	(6,000.00)	0.00	(6,000.00)	0.00	6,000.00	0.00	0.00	100.00 %
186	Longevity Pay	(300,000.00)	0.00	(300,000.00)	0.00	138,732.68	0.00	(161,267.32)	46.24 %
191	Board And Committee Members Fees	(12,000.00)	0.00	(12,000.00)	0.00	10,100.00	0.00	(1,900.00)	84.17 %
201	Social Security	(19,716.00)	0.00	(19,716.00)	0.00	9,485.47	0.00	(10,230.53)	48.11 %
204	State Retirement	(626.00)	0.00	(626.00)	0.00	442.75	0.00	(183.25)	70.73 %
206	Life Insurance	(2,010.00)	0.00	(2,010.00)	0.00	879.48	0.00	(1,130.52)	43.76 %
207	Medical Insurance	(500,000.00)	103,370.00	(396,630.00)	0.00	392,623.53	0.00	(4,006.47)	98.99 %
212	Employer Medicare	(4,611.00)	0.00	(4,611.00)	0.00	2,240.50	0.00	(2,370.50)	48.59 %
305	Audit Services	(21,000.00)	(2,000.00)	(23,000.00)	0.00	23,000.00	0.00	0.00	100.00 %
320	Dues And Memberships	(10,100.00)	850.00	(9,250.00)	0.00	425.00	0.00	(8,825.00)	4.59 %
331	Legal Services	(25,000.00)	0.00	(25,000.00)	0.00	19,180.83	0.00	(5,819.17)	76.72 %
355	Travel	(15,000.00)	(4,000.00)	(19,000.00)	0.00	12,858.10	4,025.00	(2,116.90)	88.86 %
399	Other Contracted Services	(4,250.00)	(2,370.00)	(6,620.00)	0.00	6,618.80	0.00	(1.20)	99.98 %
510	Trustee's Commission	(300,000.00)	0.00	(300,000.00)	0.00	285,024.18	0.00	(14,975.82)	95.01 %
533	Criminal Investigation Of Applicants - Tb	(20,000.00)	2,200.00	(17,800.00)	0.00	8,209.80	0.00	(9,590.20)	46.12 %
599	Other Charges	(8,015.00)	(3,050.00)	(11,065.00)	0.00	8,178.98	1,040.90	(1,845.12)	83.32 %
Total 72310		**(1,248,328.00)**	**95,000.00**	**(1,153,328.00)**	**0.00**	**924,000.10**	**5,065.90**	**(224,262.00)**	**80.56 %**
72320									
101	County Official/Administrative Officer	(109,166.00)	(1.00)	(109,167.00)	0.00	109,166.04	0.00	(0.96)	100.00 %
103	Assistant(S)	(132,002.00)	0.00	(132,002.00)	0.00	132,001.54	0.00	(0.46)	100.00 %
117	Career Ladder Program	(1,000.00)	0.00	(1,000.00)	0.00	1,000.00	0.00	0.00	100.00 %
162	Clerical Personnel	(30,493.00)	0.00	(30,493.00)	0.00	30,492.80	0.00	(0.20)	100.00 %
201	Social Security	(16,905.00)	1,000.00	(15,905.00)	0.00	15,775.59	0.00	(129.41)	99.19 %
204	State Retirement	(27,637.00)	(240.00)	(27,877.00)	0.00	27,877.02	0.00	0.02	100.00 %
206	Life Insurance	(51.00)	(99.00)	(150.00)	0.00	138.12	0.00	(11.88)	92.08 %
207	Medical Insurance	(40,000.00)	4,750.00	(35,250.00)	0.00	34,610.58	0.00	(639.42)	98.19 %
208	Dental Insurance	(600.00)	0.00	(600.00)	0.00	450.00	0.00	(150.00)	75.00 %
210	Unemployment Compensation	(140.00)	0.00	(140.00)	0.00	140.00	0.00	0.00	100.00 %
212	Employer Medicare	(3,954.00)	225.00	(3,729.00)	0.00	3,689.46	0.00	(39.54)	98.94 %

Fund : 141 General Purpose School

Account Number	Account Desciption	Budget Amount	Budget Amendments	Amended Budget	Month-to-Date Expenditures	Year-to-Date Expenditures	Outstanding Encumbrances	Unencumbered Balance	% Of Budget Exp
72320									
302	Advertising	(7,000.00)	(3,187.00)	(10,187.00)	0.00	5,362.14	0.00	(4,824.86)	52.64 %
307	Communication	(30,000.00)	2,000.00	(28,000.00)	0.00	23,328.71	0.00	(4,671.29)	83.32 %
320	Dues And Memberships	(8,500.00)	0.00	(8,500.00)	0.00	7,604.00	0.00	(896.00)	89.46 %
336	Maintenance And Repair Services-Equipr	(300.00)	0.00	(300.00)	0.00	0.00	0.00	(300.00)	0.00 %
348	Postal Charges	(8,000.00)	307.00	(7,693.00)	0.00	6,817.83	0.00	(875.17)	88.62 %
355	Travel	(4,500.00)	0.00	(4,500.00)	0.00	979.86	575.00	(2,945.14)	34.55 %
399	Other Contracted Services	(10,000.00)	0.00	(10,000.00)	0.00	6,103.80	0.00	(3,896.20)	61.04 %
435	Office Supplies	(5,500.00)	0.00	(5,500.00)	0.00	4,915.65	0.00	(584.35)	89.38 %
599	Other Charges	(1,000.00)	980.00	(20.00)	0.00	20.00	0.00	0.00	100.00 %
701	Administration Equipment	(1,000.00)	0.00	(1,000.00)	0.00	0.00	0.00	(1,000.00)	0.00 %
Total	**72320**	**(437,748.00)**	**5,735.00**	**(432,013.00)**	**0.00**	**410,473.14**	**575.00**	**(20,964.86)**	**95.15 %**
72410									
104	Principals	(1,065,940.00)	6,000.00	(1,059,940.00)	0.00	1,059,913.90	0.00	(26.10)	100.00 %
117	Career Ladder Program	(5,000.00)	(1,001.00)	(6,001.00)	0.00	6,000.01	0.00	(0.99)	99.98 %
139	Assistant Principals	(519,215.00)	12,100.00	(507,115.00)	0.00	494,957.65	0.00	(12,157.35)	97.60 %
161	Secretary(S)	(578,000.00)	(22,000.00)	(600,000.00)	0.00	597,311.46	0.00	(2,688.54)	99.55 %
189	Other Salaries & Wages	(80,000.00)	0.00	(80,000.00)	0.00	70,660.50	0.00	(9,339.50)	88.33 %
201	Social Security	(139,386.00)	4,750.00	(134,636.00)	0.00	132,132.24	0.00	(2,503.76)	98.14 %
204	State Retirement	(213,432.00)	(4,548.00)	(217,980.00)	0.00	215,043.44	0.00	(2,936.56)	98.65 %
206	Life Insurance	(860.00)	0.00	(860.00)	0.00	757.80	0.00	(102.20)	88.12 %
207	Medical Insurance	(475,000.00)	6,750.00	(468,250.00)	0.00	467,478.94	0.00	(771.06)	99.84 %
208	Dental Insurance	(8,500.00)	0.00	(8,500.00)	0.00	4,330.00	0.00	(4,170.00)	50.94 %
210	Unemployment Compensation	(500.00)	0.00	(500.00)	0.00	500.00	0.00	0.00	100.00 %
212	Employer Medicare	(32,599.00)	1,000.00	(31,599.00)	0.00	30,942.24	0.00	(656.76)	97.92 %
217	Retirement - Hybrid Stabilization	0.00	(12.00)	(12.00)	0.00	3.25	0.00	(8.75)	27.08 %
307	Communication	(42,000.00)	0.00	(42,000.00)	0.00	32,859.57	0.00	(9,140.43)	78.24 %
336	Maintenance And Repair Services-Equipr	(1,000.00)	1,000.00	0.00	0.00	0.00	0.00	0.00	100.00 %
355	Travel	(2,000.00)	550.00	(1,450.00)	0.00	197.87	0.00	(1,252.13)	13.65 %
399	Other Contracted Services	(45,000.00)	0.00	(45,000.00)	0.00	36,622.23	3,428.37	(4,949.40)	89.00 %
499	Other Supplies And Materials	(5,000.00)	(2,000.00)	(7,000.00)	0.00	2,702.51	240.00	(4,057.49)	42.04 %
599	Other Charges	(1,000.00)	1,000.00	0.00	0.00	0.00	0.00	0.00	100.00 %
701	Administration Equipment	(2,000.00)	(1,549.00)	(3,549.00)	0.00	3,520.00	0.00	(29.00)	99.18 %
Total	**72410**	**(3,216,432.00)**	**2,040.00**	**(3,214,392.00)**	**0.00**	**3,155,933.61**	**3,668.37**	**(54,790.02)**	**98.30 %**

Fund : 141 General Purpose School

Account Number	Account Desciption	Budget Amount	Budget Amendments	Amended Budget	Month-to-Date Expenditures	Year-to-Date Expenditures	Outstanding Encumbrances	Unencumbered Balance	% Of Budget Exp
72510									
105	Supervisor/Director	(96,000.00)	10,597.00	(85,403.00)	0.00	84,833.67	0.00	(569.33)	99.33 %
162	Clerical Personnel	(155,501.00)	0.00	(155,501.00)	0.00	155,500.80	0.00	(0.20)	100.00 %
201	Social Security	(15,594.00)	1,416.00	(14,178.00)	0.00	14,178.48	0.00	0.48	100.00 %
204	State Retirement	(15,619.00)	(2,000.00)	(17,619.00)	0.00	16,094.90	0.00	(1,524.10)	91.35 %
206	Life Insurance	(72.00)	(16.00)	(88.00)	0.00	75.35	0.00	(12.65)	85.63 %
207	Medical Insurance	(42,318.00)	1,000.00	(41,318.00)	0.00	41,103.23	0.00	(214.77)	99.48 %
208	Dental Insurance	(750.00)	(150.00)	(900.00)	0.00	900.00	0.00	0.00	100.00 %
210	Unemployment Compensation	(140.00)	0.00	(140.00)	0.00	140.00	0.00	0.00	100.00 %
212	Employer Medicare	(3,435.00)	75.00	(3,360.00)	0.00	3,315.94	0.00	(44.06)	98.69 %
320	Dues And Memberships	(810.00)	0.00	(810.00)	0.00	586.00	0.00	(224.00)	72.35 %
336	Maintenance And Repair Services-Equipr	(1,000.00)	1,000.00	0.00	0.00	0.00	0.00	0.00	100.00 %
355	Travel	(3,000.00)	1,000.00	(2,000.00)	0.00	1,974.64	0.00	(25.36)	98.73 %
399	Other Contracted Services	(28,000.00)	(8,687.00)	(36,687.00)	0.00	35,109.60	0.00	(1,577.40)	95.70 %
411	Data Processing Supplies	(5,000.00)	1,000.00	(4,000.00)	0.00	3,363.51	0.00	(636.49)	84.09 %
435	Office Supplies	(1,200.00)	(430.00)	(1,630.00)	0.00	1,625.84	0.00	(4.16)	99.74 %
499	Other Supplies And Materials	(1,500.00)	0.00	(1,500.00)	0.00	1,198.01	0.00	(301.99)	79.87 %
599	Other Charges	(500.00)	414.00	(86.00)	0.00	84.95	0.00	(1.05)	98.78 %
701	Administration Equipment	(2,000.00)	(5,644.00)	(7,644.00)	0.00	7,607.34	0.00	(36.66)	99.52 %
Total 72510		**(372,439.00)**	**(425.00)**	**(372,864.00)**	**0.00**	**367,692.26**	**0.00**	**(5,171.74)**	**98.61 %**
72610									
166	Custodial Personnel	(900,000.00)	0.00	(900,000.00)	0.00	874,168.90	0.00	(25,831.10)	97.13 %
189	Other Salaries & Wages	(140,000.00)	0.00	(140,000.00)	0.00	130,492.96	0.00	(9,507.04)	93.21 %
201	Social Security	(64,480.00)	0.00	(64,480.00)	0.00	60,004.56	0.00	(4,475.44)	93.06 %
204	State Retirement	(64,584.00)	(8,200.00)	(72,784.00)	0.00	67,228.08	0.00	(5,555.92)	92.37 %
206	Life Insurance	(588.00)	0.00	(588.00)	0.00	526.98	0.00	(61.02)	89.62 %
207	Medical Insurance	(280,000.00)	14,590.00	(265,410.00)	0.00	265,409.68	0.00	(0.32)	100.00 %
208	Dental Insurance	(5,000.00)	0.00	(5,000.00)	0.00	2,250.00	0.00	(2,750.00)	45.00 %
210	Unemployment Compensation	(2,500.00)	0.00	(2,500.00)	0.00	2,500.00	0.00	0.00	100.00 %
212	Employer Medicare	(15,080.00)	0.00	(15,080.00)	0.00	14,059.84	0.00	(1,020.16)	93.24 %
336	Maintenance And Repair Services-Equipr	(5,000.00)	(900.00)	(5,900.00)	0.00	5,147.25	0.00	(752.75)	87.24 %
355	Travel	(5,000.00)	0.00	(5,000.00)	0.00	3,695.45	0.00	(1,304.55)	73.91 %
399	Other Contracted Services	(28,000.00)	(5,600.00)	(33,600.00)	0.00	32,099.51	1,401.50	(98.99)	99.71 %
410	Custodial Supplies	(120,000.00)	0.00	(120,000.00)	0.00	113,180.34	2,866.00	(3,953.66)	96.71 %

Fund : 141 General Purpose School

Account Number	Account Desciption	Budget Amount	Budget Amendments	Amended Budget	Month-to-Date Expenditures	Year-to-Date Expenditures	Outstanding Encumbrances	Unencumbered Balance	% Of Budget Exp
72610									
415	Electricity	(1,000,000.00)	(145,000.00)	(1,145,000.00)	0.00	1,064,735.28	0.00	(80,264.72)	92.99 %
434	Natural Gas	(143,000.00)	5,760.00	(137,240.00)	0.00	73,546.99	0.00	(63,693.01)	53.59 %
454	Water And Sewer	(185,000.00)	0.00	(185,000.00)	0.00	185,166.36	0.00	166.36	100.09 %
499	Other Supplies And Materials	(7,650.00)	1,400.00	(6,250.00)	0.00	6,083.01	0.00	(166.99)	97.33 %
599	Other Charges	(1,000.00)	(500.00)	(1,500.00)	0.00	1,466.04	0.00	(33.96)	97.74 %
720	Plant Operation Equipment	(15,000.00)	0.00	(15,000.00)	0.00	14,561.00	0.00	(439.00)	97.07 %
Total	**72610**	**(2,981,882.00)**	**(138,450.00)**	**(3,120,332.00)**	**0.00**	**2,916,322.23**	**4,267.50**	**(199,742.27)**	**93.60 %**
72620									
105	Supervisor/Director	(54,763.00)	(3,700.00)	(58,463.00)	0.00	57,195.02	0.00	(1,267.98)	97.83 %
162	Clerical Personnel	(31,616.00)	0.00	(31,616.00)	0.00	29,184.00	0.00	(2,432.00)	92.31 %
167	Maintenance Personnel	(328,640.00)	0.00	(328,640.00)	0.00	294,872.00	0.00	(33,768.00)	89.72 %
201	Social Security	(25,732.00)	1,300.00	(24,432.00)	0.00	23,126.31	0.00	(1,305.69)	94.66 %
204	State Retirement	(25,773.00)	(3,300.00)	(29,073.00)	0.00	26,717.80	0.00	(2,355.20)	91.90 %
206	Life Insurance	(160.00)	0.00	(160.00)	0.00	146.40	0.00	(13.60)	91.50 %
207	Medical Insurance	(78,000.00)	(3,565.00)	(81,565.00)	0.00	81,546.12	0.00	(18.88)	99.98 %
208	Dental Insurance	(1,650.00)	500.00	(1,150.00)	0.00	1,050.00	0.00	(100.00)	91.30 %
210	Unemployment Compensation	(380.00)	0.00	(380.00)	0.00	380.00	0.00	0.00	100.00 %
212	Employer Medicare	(6,018.00)	350.00	(5,668.00)	0.00	5,408.56	0.00	(259.44)	95.42 %
307	Communication	(1,400.00)	0.00	(1,400.00)	0.00	757.58	0.00	(642.42)	54.11 %
329	Laundry Service	(5,000.00)	0.00	(5,000.00)	0.00	5,000.00	0.00	0.00	100.00 %
335	Maintenance And Repair Services-Buildir	(160,000.00)	(6,130.00)	(166,130.00)	0.00	160,730.40	5,143.38	(256.22)	99.85 %
336	Maintenance And Repair Services-Equipr	(50,000.00)	3,500.00	(46,500.00)	0.00	46,485.42	0.00	(14.58)	99.97 %
355	Travel	(300.00)	(262.00)	(562.00)	0.00	561.23	0.00	(0.77)	99.86 %
399	Other Contracted Services	(34,000.00)	(2,339.00)	(36,339.00)	0.00	35,541.35	300.00	(497.65)	98.63 %
418	Equipment And Machinery Parts	(15,000.00)	0.00	(15,000.00)	0.00	13,481.75	622.00	(896.25)	94.03 %
499	Other Supplies And Materials	(26,000.00)	7,427.00	(18,573.00)	0.00	18,545.45	0.00	(27.55)	99.85 %
599	Other Charges	(11,500.00)	554.00	(10,946.00)	0.00	10,868.88	0.00	(77.12)	99.30 %
717	Maintenance Equipment	(5,000.00)	2,365.00	(2,635.00)	0.00	0.00	2,425.00	(210.00)	92.03 %
Total	**72620**	**(860,932.00)**	**(3,300.00)**	**(864,232.00)**	**0.00**	**811,598.27**	**8,490.38**	**(44,143.35)**	**94.89 %**
72710									
142	Mechanic(S)	(230,160.00)	0.00	(230,160.00)	0.00	228,889.44	0.00	(1,270.56)	99.45 %
146	Bus Drivers	(1,117,000.00)	0.00	(1,117,000.00)	0.00	1,115,277.44	0.00	(1,722.56)	99.85 %
189	Other Salaries & Wages	(201,000.00)	0.00	(201,000.00)	0.00	174,530.40	0.00	(26,469.60)	86.83 %

Fund : 141 General Purpose School

Account Number	Account Desciption	Budget Amount	Budget Amendments	Amended Budget	Month-to-Date Expenditures	Year-to-Date Expenditures	Outstanding Encumbrances	Unencumbered Balance	% Of Budget Exp
72710									
201	Social Security	(95,986.00)	2,000.00	(93,986.00)	0.00	90,788.17	0.00	(3,197.83)	96.60 %
204	State Retirement	(96,141.00)	(9,150.00)	(105,291.00)	0.00	103,844.55	0.00	(1,446.45)	98.63 %
206	Life Insurance	(1,340.00)	0.00	(1,340.00)	0.00	1,129.51	0.00	(210.49)	84.29 %
207	Medical Insurance	(456,000.00)	8,750.00	(447,250.00)	0.00	446,149.53	0.00	(1,100.47)	99.75 %
208	Dental Insurance	(6,900.00)	1,000.00	(5,900.00)	0.00	4,912.16	0.00	(987.84)	83.26 %
210	Unemployment Compensation	(3,200.00)	0.00	(3,200.00)	0.00	3,200.00	0.00	0.00	100.00 %
212	Employer Medicare	(22,449.00)	500.00	(21,949.00)	0.00	21,491.72	0.00	(457.28)	97.92 %
217	Retirement - Hybrid Stabilization	0.00	(200.00)	(200.00)	0.00	142.67	0.00	(57.33)	71.34 %
307	Communication	(4,200.00)	0.00	(4,200.00)	0.00	1,328.73	0.00	(2,871.27)	31.64 %
329	Laundry Service	(7,000.00)	0.00	(7,000.00)	0.00	6,514.30	0.00	(485.70)	93.06 %
338	Maintenance And Repair Services-Vehicl	(7,500.00)	(2,569.00)	(10,069.00)	0.00	8,383.19	0.00	(1,685.81)	83.26 %
340	Medical And Dental Services	(14,500.00)	(2,000.00)	(16,500.00)	0.00	13,372.00	0.00	(3,128.00)	81.04 %
351	Rentals	(300.00)	0.00	(300.00)	0.00	0.00	0.00	(300.00)	0.00 %
355	Travel	(2,000.00)	(3,091.00)	(5,091.00)	0.00	416.42	0.00	(4,674.58)	8.18 %
399	Other Contracted Services	(500.00)	0.00	(500.00)	0.00	0.00	0.00	(500.00)	0.00 %
412	Diesel Fuel	(400,000.00)	122,485.00	(277,515.00)	0.00	195,428.04	0.00	(82,086.96)	70.42 %
424	Garage Supplies	(5,000.00)	0.00	(5,000.00)	0.00	4,779.73	0.00	(220.27)	95.59 %
425	Gasoline	(42,000.00)	0.00	(42,000.00)	0.00	23,712.97	0.00	(18,287.03)	56.46 %
433	Lubricants	(18,000.00)	0.00	(18,000.00)	0.00	14,282.34	0.00	(3,717.66)	79.35 %
450	Tires And Tubes	(45,000.00)	0.00	(45,000.00)	0.00	44,866.84	0.00	(133.16)	99.70 %
453	Vehicle Parts	(170,000.00)	(100,000.00)	(270,000.00)	0.00	269,804.58	0.00	(195.42)	99.93 %
499	Other Supplies And Materials	(8,000.00)	(26,490.00)	(34,490.00)	0.00	34,384.81	0.00	(105.19)	99.70 %
599	Other Charges	(25,000.00)	(53,725.00)	(78,725.00)	0.00	72,571.80	4,861.53	(1,291.67)	98.36 %
729	Transportation Equipment	(10,000.00)	0.00	(10,000.00)	0.00	616.01	9,000.00	(383.99)	96.16 %
Total	**72710**	**(2,989,176.00)**	**(62,490.00)**	**(3,051,666.00)**	**0.00**	**2,880,817.35**	**13,861.53**	**(156,987.12)**	**94.86 %**
72810									
189	Other Salaries & Wages	(89,633.00)	0.00	(89,633.00)	0.00	69,069.22	0.00	(20,563.78)	77.06 %
201	Social Security	(5,557.00)	0.00	(5,557.00)	0.00	3,918.29	0.00	(1,638.71)	70.51 %
204	State Retirement	(5,566.00)	0.00	(5,566.00)	0.00	3,128.61	0.00	(2,437.39)	56.21 %
206	Life Insurance	(36.00)	0.00	(36.00)	0.00	28.80	0.00	(7.20)	80.00 %
207	Medical Insurance	(18,132.00)	0.00	(18,132.00)	0.00	15,562.56	0.00	(2,569.44)	85.83 %
208	Dental Insurance	(300.00)	0.00	(300.00)	0.00	0.00	0.00	(300.00)	0.00 %

Fund : 141 General Purpose School

Account Number	Account Desciption	Budget Amount	Budget Amendments	Amended Budget	Month-to-Date Expenditures	Year-to-Date Expenditures	Outstanding Encumbrances	Unencumbered Balance	% Of Budget Exp
72810									
210	Unemployment Compensation	(136.00)	0.00	(136.00)	0.00	136.00	0.00	0.00	100.00 %
212	Employer Medicare	(1,300.00)	0.00	(1,300.00)	0.00	916.38	0.00	(383.62)	70.49 %
Total 72810		**(120,660.00)**	**0.00**	**(120,660.00)**	**0.00**	**92,759.86**	**0.00**	**(27,900.14)**	**76.88 %**
73300									
105	Supervisor/Director	(13,220.00)	(2,780.00)	(16,000.00)	0.00	15,206.00	0.00	(794.00)	95.04 %
116	Teachers	(23,832.00)	(2,948.00)	(26,780.00)	0.00	26,744.00	0.00	(36.00)	99.87 %
162	Clerical Personnel	(15,000.00)	(30,250.00)	(45,250.00)	0.00	19,568.92	0.00	(25,681.08)	43.25 %
163	Educational Assistants	(16,552.00)	(6,960.00)	(23,512.00)	0.00	15,642.90	0.00	(7,869.10)	66.53 %
189	Other Salaries & Wages	(755,471.00)	(237,794.00)	(993,265.00)	0.00	924,318.26	0.00	(68,946.74)	93.06 %
201	Social Security	(50,786.00)	(16,534.00)	(67,320.00)	0.00	59,296.96	0.00	(8,023.04)	88.08 %
204	State Retirement	(46,498.00)	(29,452.00)	(75,950.00)	0.00	59,750.87	0.00	(16,199.13)	78.67 %
206	Life Insurance	(240.00)	(1.00)	(241.00)	0.00	198.36	0.00	(42.64)	82.31 %
207	Medical Insurance	(114,566.00)	(9,931.00)	(124,497.00)	0.00	121,284.52	0.00	(3,212.48)	97.42 %
208	Dental Insurance	(1,800.00)	300.00	(1,500.00)	0.00	446.00	0.00	(1,054.00)	29.73 %
210	Unemployment Compensation	(500.00)	0.00	(500.00)	0.00	500.00	0.00	0.00	100.00 %
212	Employer Medicare	(12,509.00)	(3,825.00)	(16,334.00)	0.00	14,012.33	0.00	(2,321.67)	85.79 %
217	Retirement - Hybrid Stabilization	(259.00)	(2,170.00)	(2,429.00)	0.00	409.93	0.00	(2,019.07)	16.88 %
307	Communication	(400.00)	0.00	(400.00)	0.00	0.00	0.00	(400.00)	0.00 %
355	Travel	(11,724.00)	(2,264.00)	(13,988.00)	0.00	10,111.28	0.00	(3,876.72)	72.29 %
422	Food Supplies	(2,200.00)	200.00	(2,000.00)	0.00	442.31	0.00	(1,557.69)	22.12 %

Fund : **141** **General Purpose School**

Account Number	Account Desciption	Budget Amount	Budget Amendments	Amended Budget	Month-to-Date Expenditures	Year-to-Date Expenditures	Outstanding Encumbrances	Unencumbered Balance	% Of Budget Exp
73300									
429	Instructional Supplies	(53,147.00)	(57,361.00)	(110,508.00)	0.00	96,200.92	6,598.62	(7,708.46)	93.02 %
499	Other Supplies And Materials	(39,023.00)	(23,703.00)	(62,726.00)	0.00	51,380.20	7,022.05	(4,323.75)	93.11 %
524	In-Service/Staff Development	(8,674.00)	1,822.00	(6,852.00)	0.00	6,623.62	0.00	(228.38)	96.67 %
599	Other Charges	(28,850.00)	(12,054.00)	(40,904.00)	0.00	26,669.05	0.00	(14,234.95)	65.20 %
Total 73300		**(1,195,251.00)**	**(435,705.00)**	**(1,630,956.00)**	**0.00**	**1,448,806.43**	**13,620.67**	**(168,528.90)**	**89.67 %**
73400									
105	Supervisor/Director	(18,500.00)	67.00	(18,433.00)	0.00	18,432.24	0.00	(0.76)	100.00 %
116	Teachers	(683,500.00)	(16,114.00)	(699,614.00)	0.00	699,613.12	0.00	(0.88)	100.00 %
162	Clerical Personnel	(30,600.00)	564.00	(30,036.00)	0.00	30,035.20	0.00	(0.80)	100.00 %
163	Educational Assistants	(84,300.00)	3,109.00	(81,191.00)	0.00	81,190.48	0.00	(0.52)	100.00 %
195	Certified Substitute Teachers	(5,000.00)	4,642.00	(358.00)	0.00	357.50	0.00	(0.50)	99.86 %
198	Non-Certified Substitute Teachers	(6,000.00)	3,520.00	(2,480.00)	0.00	2,480.00	0.00	0.00	100.00 %
201	Social Security	(51,500.00)	1,906.00	(49,594.00)	0.00	49,593.25	0.00	(0.75)	100.00 %
204	State Retirement	(80,740.00)	(1,976.00)	(82,716.00)	0.00	82,715.81	0.00	(0.19)	100.00 %
206	Life Insurance	(310.00)	6.00	(304.00)	0.00	303.60	0.00	(0.40)	99.87 %
207	Medical Insurance	(158,800.00)	(209.00)	(159,009.00)	0.00	159,008.88	0.00	(0.12)	100.00 %
208	Dental Insurance	(3,225.00)	2,132.00	(1,093.00)	0.00	1,093.00	0.00	0.00	100.00 %
210	Unemployment Compensation	(900.00)	0.00	(900.00)	0.00	900.00	0.00	0.00	100.00 %
212	Employer Medicare	(12,050.00)	449.00	(11,601.00)	0.00	11,600.01	0.00	(0.99)	99.99 %
217	Retirement - Hybrid Stabilization	(760.00)	(6.00)	(766.00)	0.00	765.24	0.00	(0.76)	99.90 %
310	Contracts With Other Public Agencies	(188,000.00)	5,858.00	(182,142.00)	0.00	182,141.86	0.00	(0.14)	100.00 %
336	Maintenance And Repair Services-Equipr	0.00	(2,000.00)	(2,000.00)	0.00	0.00	0.00	(2,000.00)	0.00 %
429	Instructional Supplies	(66,412.00)	1,576.00	(64,836.00)	0.00	38,193.84	26,218.57	(423.59)	99.35 %
499	Other Supplies And Materials	(1,000.00)	(12,109.00)	(13,109.00)	0.00	13,044.64	0.00	(64.36)	99.51 %
524	In-Service/Staff Development	(3,000.00)	2,001.00	(999.00)	0.00	998.60	0.00	(0.40)	99.96 %
599	Other Charges	(68,000.00)	68,000.00	0.00	0.00	0.00	0.00	0.00	100.00 %
722	Regular Instruction Equipment	(1,000.00)	(715.00)	(1,715.00)	0.00	1,715.00	0.00	0.00	100.00 %
Total 73400		**(1,463,597.00)**	**60,701.00**	**(1,402,896.00)**	**0.00**	**1,374,182.27**	**26,218.57**	**(2,495.16)**	**99.82 %**
76100									
304	Architects	(5,000.00)	(64,500.00)	(69,500.00)	0.00	3,956.25	64,500.00	(1,043.75)	98.50 %

Fund : 141 General Purpose School

Account Number	Account Desciption	Budget Amount	Budget Amendments	Amended Budget	Month-to-Date Expenditures	Year-to-Date Expenditures	Outstanding Encumbrances	Unencumbered Balance	% Of Budget Exp
76100									
707	Building Improvements	0.00	(1,766,276.00)	(1,766,276.00)	0.00	642,704.14	1,123,276.01	(295.85)	99.98 %
Total 76100		**(5,000.00)**	**(1,830,776.00)**	**(1,835,776.00)**	**0.00**	**646,660.39**	**1,187,776.01**	**(1,339.60)**	**99.93 %**
82330									
699	Other Debt Service	(128,000.00)	0.00	(128,000.00)	0.00	0.00	0.00	(128,000.00)	0.00 %
Total 82330		**(128,000.00)**	**0.00**	**(128,000.00)**	**0.00**	**0.00**	**0.00**	**(128,000.00)**	**0.00 %**
Total		**(51,114,577.00)**	**(3,129,235.00)**	**(54,243,812.00)**	**(6.20)**	**50,774,182.44**	**2,054,083.67**	**(1,415,545.89)**	**97.39 %**
Total		**(51,114,577.00)**	**(3,129,235.00)**	**(54,243,812.00)**	**(6.20)**	**50,774,182.44**	**2,054,083.67**	**(1,415,545.89)**	**97.39 %**
Total For Fund: 141		**(51,114,577.00)**	**(3,129,235.00)**	**(54,243,812.00)**	**(6.20)**	**50,774,182.44**	**2,054,083.67**	**(1,415,545.89)**	**97.39 %**

Fund : 142 School Federal Projects

Account Number	Account Description	Balance
142-11140- - -	Cash With Trustee	199,899.47
	Total Assets	**199,899.47**
	Total Assets and Deferred Outflows of Resources	**199,899.47**
142-21330- - -	Retirement Contributions	(0.07)
142-21342- - -	Usable Life	(1.20)
142-21391- - -	Association Dues	101.80
	Total Liabilities	**100.53**
142-39000- - -	Unassigned	(200,000.00)
	Total Equities	**(200,000.00)**
	Total Liabilities, Deferred Inflows of Resources, and Fund Bala	**(199,899.47)**
Fund Totals: 142	**School Federal Projects**	**0.00**

Template Name: LGC Defined Revenue
Created by: LGC

Greene County Board of Education
Statement of Revenue One Line Detailed
Adjustments 2020

User: Diane Coles
Date/Time: 8/10/2020 9:35 AM

Fund : **142** School Federal Projects

Monthly Comparative 108.33%

			Total Estimated	MTD Realized	YTD Realized	Unrealized	% Realized
010	-47141 -	. Title 1 Grants To Local Educ Agencies	130,357.00	0.00	(128,916.39)	1,440.61	98.89%
010	-47990 -	. Other Direct Federal Revenue	0.00	0.00	(1,035.00)	(1,035.00)	
100	-47141 -	. Title 1 Grants To Local Educ Agencies	2,264,818.69	0.00	(1,994,542.96)	270,275.73	88.07%
110	-47141 -	. Title 1 Grants To Local Educ Agencies	58,801.90	0.00	(31,891.42)	26,910.48	54.24%
200	-47189 -	. Eisenhower Prof Development State	309,339.06	0.00	(180,742.07)	128,596.99	58.43%
301	-47146 -	. English Language Acquisition Grants	8,597.74	0.00	(3,368.84)	5,228.90	39.18%
500	-44170 -	. Miscellaneous Refunds	0.00	0.00	(683.38)	(683.38)	
500	-47148 -	. Rural Education	160,086.43	0.00	(137,289.84)	22,796.59	85.76%
800	-44170 -	. Miscellaneous Refunds	0.00	0.00	(750.00)	(750.00)	
800	-47131 -	. Vocational Educ - Basic Grants To	139,216.71	0.00	(139,216.71)	0.00	100.00%
800	-49800 -	. Transfers In	0.00	0.00	(5,568.59)	(5,568.59)	
891	-47145 -	. Special Education Preschool Grants	50,775.00	0.00	(50,773.21)	1.79	100.00%
892	-47143 -	. Special Education - Grants To States	138,106.70	0.00	(138,106.70)	0.00	100.00%
893	-47143 -	. Special Education - Grants To States	6,498.92	0.00	(126,068.35)	(119,569.43)	1939.84%
894	-47143 -	. Special Education - Grants To States	5,510.00	0.00	(5,509.84)	0.16	100.00%
900	-47143 -	. Special Education - Grants To States	1,859,119.07	0.00	(1,448,259.53)	410,859.54	77.90%
910	-47145 -	. Special Education Preschool Grants	39,953.29	0.00	(37,592.59)	2,360.70	94.09%
Total			**5,171,180.51**	**0.00**	**(4,430,315.42)**	**740,865.09**	**85.67 %**
Total			**5,171,180.51**	**0.00**	**(4,430,315.42)**	**740,865.09**	**85.67 %**
Total For Fund:	**142**		**5,171,180.51**	**0.00**	**(4,430,315.42)**	**740,865.09**	**85.67 %**

Fund : **142** **School Federal Projects**

Account Number	Account Desciption	Budget Amount	Budget Amendments	Amended Budget	Month-to-Date Expenditures	Year-to-Date Expenditures	Outstanding Encumbrances	Unencumbered Balance	% Of Budget Exp
71100	**Regular Instruction Program**								
116	Teachers	(820,000.00)	(33,800.00)	(853,800.00)	0.00	846,174.12	0.00	(7,625.88)	99.11 %
163	Educational Assistants	(130,000.00)	(1,900.00)	(131,900.00)	0.00	118,641.72	0.00	(13,258.28)	89.95 %
195	Certified Substitute Teachers	(5,000.00)	3,000.00	(2,000.00)	0.00	1,045.00	0.00	(955.00)	52.25 %
198	Non-Certified Substitute Teachers	(5,000.00)	3,000.00	(2,000.00)	0.00	1,600.00	0.00	(400.00)	80.00 %
201	Social Security	(60,000.00)	(3,250.00)	(63,250.00)	0.00	52,539.97	0.00	(10,710.03)	83.07 %
204	State Retirement	(97,000.00)	1,300.00	(95,700.00)	0.00	90,094.98	0.00	(5,605.02)	94.14 %
206	Life Insurance	(280.00)	(10.00)	(290.00)	0.00	254.29	0.00	(35.71)	87.69 %
207	Medical Insurance	(175,000.00)	5,840.00	(169,160.00)	0.00	168,329.79	0.00	(830.21)	99.51 %
208	Dental Insurance	(3,000.00)	0.00	(3,000.00)	0.00	750.00	0.00	(2,250.00)	25.00 %
210	Unemployment Compensation	(1,700.00)	1,000.00	(700.00)	0.00	600.00	0.00	(100.00)	85.71 %
212	Employer Medicare	(15,000.00)	(325.00)	(15,325.00)	0.00	13,125.13	0.00	(2,199.87)	85.65 %
299	Other Fringe Benefits	0.00	0.00	0.00	0.00	328.52	0.00	328.52	100.00 %
429	Instructional Supplies	(160,357.73)	(6,266.89)	(166,624.62)	0.00	128,937.13	0.00	(37,687.49)	77.38 %
471	Software	(145,000.00)	11,500.00	(133,500.00)	0.00	133,092.35	0.00	(407.65)	99.69 %
499	Other Supplies And Materials	(4,000.00)	(9,297.15)	(13,297.15)	0.00	4,206.70	0.00	(9,090.45)	31.64 %
722	Regular Instruction Equipment	(221,955.00)	(158,850.69)	(380,805.69)	0.00	373,158.96	0.00	(7,646.73)	97.99 %
Total 71100	**Regular Instruction Program**	**(1,843,292.73)**	**(188,059.73)**	**(2,031,352.46)**	**0.00**	**1,932,878.66**	**0.00**	**(98,473.80)**	**95.15 %**
71150	**Alternative Instruction Program**								
116	Teachers	(36,152.00)	0.00	(36,152.00)	0.00	21,055.00	0.00	(15,097.00)	58.24 %
201	Social Security	(2,242.00)	0.00	(2,242.00)	0.00	1,306.00	0.00	(936.00)	58.25 %
204	State Retirement	(3,843.00)	0.00	(3,843.00)	0.00	2,239.00	0.00	(1,604.00)	58.26 %
206	Life Insurance	(11.00)	0.00	(11.00)	0.00	7.00	0.00	(4.00)	63.64 %
207	Medical Insurance	(7,426.00)	0.00	(7,426.00)	0.00	3,751.00	0.00	(3,675.00)	50.51 %
208	Dental Insurance	(105.00)	0.00	(105.00)	0.00	60.00	0.00	(45.00)	57.14 %
210	Unemployment Compensation	(18.00)	0.00	(18.00)	0.00	10.00	0.00	(8.00)	55.56 %
212	Employer Medicare	(525.00)	0.00	(525.00)	0.00	306.00	0.00	(219.00)	58.29 %
Total 71150	**Alternative Instruction**	**(50,322.00)**	**0.00**	**(50,322.00)**	**0.00**	**28,734.00**	**0.00**	**(21,588.00)**	**57.10 %**
71200	**Special Education Program**								
116	Teachers	(259,134.00)	(200.00)	(259,334.00)	0.00	255,654.00	0.00	(3,680.00)	98.58 %
163	Educational Assistants	(425,635.00)	(34,591.29)	(460,226.29)	0.00	369,327.86	0.00	(90,898.43)	80.25 %
171	Speech Pathologist	(105,483.00)	(200.00)	(105,683.00)	0.00	98,054.04	0.00	(7,628.96)	92.78 %
195	Certified Substitute Teachers	(1,680.00)	(112.00)	(1,792.00)	0.00	1,567.50	0.00	(224.50)	87.47 %
198	Non-Certified Substitute Teachers	(6,630.00)	(4,276.00)	(10,906.00)	0.00	5,595.00	0.00	(5,311.00)	51.30 %

Fund : 142 School Federal Projects

Account Number	Account Desciption	Budget Amount	Budget Amendments	Amended Budget	Month-to-Date Expenditures	Year-to-Date Expenditures	Outstanding Encumbrances	Unencumbered Balance	% Of Budget Exp
71200	**Special Education Program**								
201	Social Security	(50,662.00)	(300.00)	(50,962.00)	0.00	41,542.99	0.00	(9,419.01)	81.52 %
204	State Retirement	(60,548.00)	(300.00)	(60,848.00)	0.00	57,911.82	0.00	(2,936.18)	95.17 %
206	Life Insurance	(448.00)	0.00	(448.00)	0.00	432.79	0.00	(15.21)	96.60 %
207	Medical Insurance	(258,761.00)	(10,000.00)	(268,761.00)	0.00	215,518.53	0.00	(53,242.47)	80.19 %
208	Dental Insurance	(4,650.00)	0.00	(4,650.00)	0.00	1,330.00	0.00	(3,320.00)	28.60 %
210	Unemployment Compensation	(1,075.00)	0.00	(1,075.00)	0.00	808.73	0.00	(266.27)	75.23 %
212	Employer Medicare	(11,850.00)	(262.00)	(12,112.00)	0.00	10,001.48	0.00	(2,110.52)	82.57 %
312	Contracts With Private Agencies	(18,500.00)	(3,000.00)	(21,500.00)	0.00	13,963.28	0.00	(7,536.72)	64.95 %
336	Maintenance And Repair Services-Equipr	(13,500.00)	0.00	(13,500.00)	0.00	13,465.29	0.00	(34.71)	99.74 %
399	Other Contracted Services	(250.00)	(2,750.00)	(3,000.00)	0.00	0.00	0.00	(3,000.00)	0.00 %
429	Instructional Supplies	(2,100.00)	(150,408.77)	(152,508.77)	0.00	145,000.65	5,509.84	(1,998.28)	98.69 %
499	Other Supplies And Materials	(1,793.00)	(14,098.00)	(15,891.00)	0.00	13,178.70	0.00	(2,712.30)	82.93 %
725	Special Education Equipment	(250.00)	(57,224.00)	(57,474.00)	0.00	56,955.00	0.00	(519.00)	99.10 %
Total 71200	**Special Education Program**	**(1,222,949.00)**	**(277,722.06)**	**(1,500,671.06)**	**0.00**	**1,300,307.66**	**5,509.84**	**(194,853.56)**	**87.02 %**
71300	**Vocational Education Program**								
499	Other Supplies And Materials	(3,843.35)	1,068.35	(2,775.00)	0.00	2,775.00	0.00	0.00	100.00 %
599	Other Charges	(1,000.00)	1,000.00	0.00	0.00	0.00	0.00	0.00	100.00 %
730	Vocational Instruction Equipment	(4,500.00)	(5,068.35)	(9,568.35)	0.00	9,650.00	0.00	81.65	100.85 %
Total 71300	**Vocational Education Program**	**(9,343.35)**	**(3,000.00)**	**(12,343.35)**	**0.00**	**12,425.00**	**0.00**	**81.65**	**100.66**
72130	**Other Student Support**								
123	Guidance Personnel	(45,000.00)	(3,200.00)	(48,200.00)	0.00	48,152.00	0.00	(48.00)	99.90 %
189	Other Salaries & Wages	(71,500.00)	10,000.00	(61,500.00)	0.00	48,944.52	0.00	(12,555.48)	79.58 %
201	Social Security	(7,300.00)	0.00	(7,300.00)	0.00	6,468.72	0.00	(831.28)	88.61 %
204	State Retirement	(12,400.00)	0.00	(12,400.00)	0.00	10,725.15	0.00	(1,674.85)	86.49 %
206	Life Insurance	(23.00)	0.00	(23.00)	0.00	23.80	0.00	0.80	103.48 %
207	Medical Insurance	(11,600.00)	0.00	(11,600.00)	0.00	11,820.44	0.00	220.44	101.90 %
208	Dental Insurance	(300.00)	0.00	(300.00)	0.00	150.00	0.00	(150.00)	50.00 %
210	Unemployment Compensation	(100.00)	0.00	(100.00)	0.00	0.00	0.00	(100.00)	0.00 %
212	Employer Medicare	(1,700.00)	0.00	(1,700.00)	0.00	1,512.88	0.00	(187.12)	88.99 %
217	Retirement - Hybrid Stabilization	0.00	0.00	0.00	0.00	0.00	0.00	0.00	100.00 %
307	Communication	(11,000.00)	(1,500.00)	(12,500.00)	0.00	10,908.00	0.00	(1,592.00)	87.26 %
355	Travel	(3,000.00)	3,000.00	0.00	0.00	0.00	0.00	0.00	100.00 %
399	Other Contracted Services	(105,804.69)	0.00	(105,804.69)	0.00	111,373.28	0.00	5,568.59	105.26 %

Fund : 142 School Federal Projects

Account Number	Account Desciption	Budget Amount	Budget Amendments	Amended Budget	Month-to-Date Expenditures	Year-to-Date Expenditures	Outstanding Encumbrances	Unencumbered Balance	% Of Budget Exp
72130	**Other Student Support**								
499	Other Supplies And Materials	(29,000.00)	(5,000.00)	(34,000.00)	0.00	1,481.22	0.00	(32,518.78)	4.36 %
524	In-Service/Staff Development	(18,068.67)	(949.21)	(19,017.88)	0.00	18,056.14	0.00	(961.74)	94.94 %
599	Other Charges	(3,500.00)	(3,000.00)	(6,500.00)	0.00	1,552.45	0.00	(4,947.55)	23.88 %
Total 72130	**Other Student Support**	**(320,296.36)**	**(649.21)**	**(320,945.57)**	**0.00**	**271,168.60**	**0.00**	**(49,776.97)**	**84.49 %**
72210	**Regular Instruction Program**								
105	Supervisor/Director	(55,350.00)	(2,400.00)	(57,750.00)	0.00	57,696.72	0.00	(53.28)	99.91 %
161	Secretary(S)	(26,260.00)	0.00	(26,260.00)	0.00	26,260.00	0.00	0.00	100.00 %
189	Other Salaries & Wages	(165,000.00)	(34,103.00)	(199,103.00)	0.00	121,102.92	0.00	(78,000.08)	60.82 %
201	Social Security	(15,600.00)	(4,119.00)	(19,719.00)	0.00	11,853.18	0.00	(7,865.82)	60.11 %
204	State Retirement	(25,050.00)	(6,027.00)	(31,077.00)	0.00	20,637.23	0.00	(10,439.77)	66.41 %
206	Life Insurance	(50.00)	0.00	(50.00)	0.00	46.80	0.00	(3.20)	93.60 %
207	Medical Insurance	(37,550.00)	(1,727.00)	(39,277.00)	0.00	38,771.24	0.00	(505.76)	98.71 %
208	Dental Insurance	(490.00)	0.00	(490.00)	0.00	340.00	0.00	(150.00)	69.39 %
210	Unemployment Compensation	(170.00)	0.00	(170.00)	0.00	170.00	0.00	0.00	100.00 %
212	Employer Medicare	(3,700.00)	(466.00)	(4,166.00)	0.00	2,785.35	0.00	(1,380.65)	66.86 %
355	Travel	(3,500.00)	0.00	(3,500.00)	0.00	1,367.94	0.00	(2,132.06)	39.08 %
499	Other Supplies And Materials	(9,777.00)	(3,000.00)	(12,777.00)	0.00	8,786.67	0.00	(3,990.33)	68.77 %
524	In-Service/Staff Development	(46,000.00)	(59,836.36)	(105,836.36)	0.00	77,020.14	251.86	(28,564.36)	73.01 %
599	Other Charges	(5,500.00)	(177,500.00)	(183,000.00)	0.00	2,269.89	0.00	(180,730.11)	1.24 %
790	Other Equipment	(2,500.00)	1,150.00	(1,350.00)	0.00	1,316.98	0.00	(33.02)	97.55 %
Total 72210	**Regular Instruction Program**	**(396,497.00)**	**(288,028.36)**	**(684,525.36)**	**0.00**	**370,425.06**	**251.86**	**(313,848.44)**	**54.15 %**
72215	**Alternative Instruction Program**								
123	Guidance Personnel	(13,065.00)	0.00	(13,065.00)	0.00	7,345.00	0.00	(5,720.00)	56.22 %
201	Social Security	(810.00)	0.00	(810.00)	0.00	456.00	0.00	(354.00)	56.30 %
204	State Retirement	(1,389.00)	0.00	(1,389.00)	0.00	781.00	0.00	(608.00)	56.23 %
206	Life Insurance	(4.00)	0.00	(4.00)	0.00	3.00	0.00	(1.00)	75.00 %
207	Medical Insurance	(2,172.00)	0.00	(2,172.00)	0.00	1,293.00	0.00	(879.00)	59.53 %
208	Dental Insurance	(38.00)	0.00	(38.00)	0.00	25.00	0.00	(13.00)	65.79 %
210	Unemployment Compensation	(7.00)	0.00	(7.00)	0.00	5.00	0.00	(2.00)	71.43 %
212	Employer Medicare	(190.00)	0.00	(190.00)	0.00	107.00	0.00	(83.00)	56.32 %
Total 72215	**Alternative Instruction**	**(17,675.00)**	**0.00**	**(17,675.00)**	**0.00**	**10,015.00**	**0.00**	**(7,660.00)**	**56.66 %**
72220	**Special Education Program**								
161	Secretary(S)	(27,725.00)	(200.00)	(27,925.00)	0.00	27,147.20	0.00	(777.80)	97.21 %

Fund : 142 School Federal Projects

Account Number	Account Desciption	Budget Amount	Budget Amendments	Amended Budget	Month-to-Date Expenditures	Year-to-Date Expenditures	Outstanding Encumbrances	Unencumbered Balance	% Of Budget Exp
72220	**Special Education Program**								
189	Other Salaries & Wages	(216,041.00)	(200.00)	(216,241.00)	0.00	199,946.49	0.00	(16,294.51)	92.46 %
201	Social Security	(15,114.00)	(200.00)	(15,314.00)	0.00	13,481.52	0.00	(1,832.48)	88.03 %
204	State Retirement	(22,942.00)	(200.00)	(23,142.00)	0.00	19,879.60	0.00	(3,262.40)	85.90 %
206	Life Insurance	(77.00)	0.00	(77.00)	0.00	74.40	0.00	(2.60)	96.62 %
207	Medical Insurance	(49,011.00)	(2,000.00)	(51,011.00)	0.00	48,370.20	0.00	(2,640.80)	94.82 %
208	Dental Insurance	(788.00)	0.00	(788.00)	0.00	620.48	0.00	(167.52)	78.74 %
210	Unemployment Compensation	(157.00)	0.00	(157.00)	0.00	163.25	0.00	6.25	103.98 %
212	Employer Medicare	(3,536.00)	0.00	(3,536.00)	0.00	3,152.94	0.00	(383.06)	89.17 %
307	Communication	0.00	(2,000.00)	(2,000.00)	0.00	960.88	0.00	(1,039.12)	48.04 %
312	Contracts With Private Agencies	(57,200.00)	(19,800.00)	(77,000.00)	0.00	65,947.43	0.00	(11,052.57)	85.65 %
336	Maintenance And Repair Services-Equipr	(50.00)	(1,950.00)	(2,000.00)	0.00	0.00	0.00	(2,000.00)	0.00 %
348	Postal Charges	(50.00)	(50.00)	(100.00)	0.00	16.85	0.00	(83.15)	16.85 %
355	Travel	(8,000.00)	(6,000.00)	(14,000.00)	0.00	4,636.24	0.00	(9,363.76)	33.12 %
399	Other Contracted Services	(250.00)	0.00	(250.00)	0.00	0.00	0.00	(250.00)	0.00 %
499	Other Supplies And Materials	(500.00)	(37,198.92)	(37,698.92)	0.00	31,254.93	0.00	(6,443.99)	82.91 %
524	In-Service/Staff Development	(7,500.00)	(37,555.00)	(45,055.00)	0.00	34,084.63	0.00	(10,970.37)	75.65 %
599	Other Charges	(1,000.00)	(4,000.00)	(5,000.00)	0.00	1,041.00	0.00	(3,959.00)	20.82 %
Total 72220	**Special Education Program**	**(409,941.00)**	**(111,353.92)**	**(521,294.92)**	**0.00**	**450,778.04**	**0.00**	**(70,516.88)**	**86.47 %**
72230	**Vocational Education Program**								
524	In-Service/Staff Development	(3,000.00)	949.21	(2,050.79)	0.00	2,050.79	0.00	0.00	100.00 %
Total 72230	**Vocational Education Program**	**(3,000.00)**	**949.21**	**(2,050.79)**	**0.00**	**2,050.79**	**0.00**	**0.00**	**100.00**
99100	**Transfers Out**								
504	Indirect Cost	(23,200.00)	(6,800.00)	(30,000.00)	0.00	30,000.00	0.00	0.00	100.00 %
Total 99100	**Transfers Out**	**(23,200.00)**	**(6,800.00)**	**(30,000.00)**	**0.00**	**30,000.00**	**0.00**	**0.00**	**100.00**
Total		**(4,296,516.44)**	**(874,664.07)**	**(5,171,180.51)**	**0.00**	**4,408,782.81**	**5,761.70**	**(756,636.00)**	**85.37 %**
Total		**(4,296,516.44)**	**(874,664.07)**	**(5,171,180.51)**	**0.00**	**4,408,782.81**	**5,761.70**	**(756,636.00)**	**85.37 %**
Total For Fund:	**142**	**(4,296,516.44)**	**(874,664.07)**	**(5,171,180.51)**	**0.00**	**4,408,782.81**	**5,761.70**	**(756,636.00)**	**85.37 %**

Fund : 143 Central Cafeteria

Account Number	Account Description	Balance
143-11130- - -	Cash In Bank	2,325.30
143-11140- - -	Cash With Trustee	1,095,783.80
	Total Assets	**1,098,109.10**
	Total Assets and Deferred Outflows of Resources	**1,098,109.10**
143-21100- - -	Accounts Payable	(317.08)
143-21310- - -	Income Tax Withheld And Unpaid	117.17
143-21320- - -	Social Security Tax	176.38
143-21325- - -	Employee Medicare Deduction	41.24
143-21330- - -	Retirement Contributions	170.67
143-21370- - -	Usable Disability	(118.94)
	Total Liabilities	**69.44**
143-34120- - -	Encumbrances - Prior Year	(207,412.90)
143-34570- - -	Restricted For Operation Of Non-Inst Ser	(890,765.64)
	Total Equities	**(1,098,178.54)**
	Total Liabilities, Deferred Inflows of Resources, and Fund Bala	**(1,098,109.10)**
Fund Totals: 143	**Central Cafeteria**	**0.00**

Template Name: LGC Defined
Created by: LGC
Revenue Statement
by Sub Fund

Greene County Board of Education
Statement of Revenues by Sub-Fund

June 2020

User: Diane Coles
Date/Time: 8/10/2020 9:25 AM

Fund : 143 Central Cafeteria

		Original Est	Amendments	Total Estimated	YTD Realized	Unrealized		Current Revenue
43521	Lunch Payments-Children	519,347.00	0.00	519,347.00	(310,329.28)	209,017.72	59.75%	0.00
43522	Lunch Payments-Adults	99,838.00	0.00	99,838.00	(79,433.98)	20,404.02	79.56%	0.00
43523	Income From Breakfast	98,000.00	0.00	98,000.00	(66,780.91)	31,219.09	68.14%	0.00
43525	A La Carte Sales	365,169.00	0.00	365,169.00	(336,402.81)	28,766.19	92.12%	0.00
43000	**TOTAL CHARGES FOR CURRENT SERVICES**	**1,082,354.00**	**0.00**	**1,082,354.00**	**(792,946.98)**	**289,407.02**	**73.26%**	**0.00**
44110	Interest Earned	1,000.00	0.00	1,000.00	(1,108.87)	(108.87)	110.89%	0.00
44000	**TOTAL OTHER LOCAL REVENUE**	**1,000.00**	**0.00**	**1,000.00**	**(1,108.87)**	**(108.87)**	**110.89%**	**0.00**
46520	School Food Service	35,166.00	0.00	35,166.00	(32,878.97)	2,287.03	93.50%	0.00
46000	**TOTAL STATE OF TENNESSEE**	**35,166.00**	**0.00**	**35,166.00**	**(32,878.97)**	**2,287.03**	**93.50%**	**0.00**
47111	Section4-Lunch	2,033,066.00	0.00	2,033,066.00	(1,623,360.38)	409,705.62	79.85%	0.00
47112	USDA Commodities	254,376.00	0.00	254,376.00	0.00	254,376.00	0.00%	0.00
47113	Breakfast	658,108.00	0.00	658,108.00	(584,540.95)	73,567.05	88.82%	0.00
47114	USDA - Other	48,200.00	0.00	48,200.00	(54,271.35)	(6,071.35)	112.60%	0.00
47000	**TOTAL FEDERAL GOVERNMENT**	**2,993,750.00**	**0.00**	**2,993,750.00**	**(2,262,172.68)**	**731,577.32**	**75.56%**	**0.00**
49800	Operating Transfers	0.00	180,000.00	180,000.00	(180,000.00)	0.00	100.00%	0.00
49000	**TOTAL OPERATING TRANSFERS**	**0.00**	**180,000.00**	**180,000.00**	**(180,000.00)**	**0.00**	**100.00%**	**0.00**
Total For Fund:	**143**	**4,112,270.00**	**180,000.00**	**4,292,270.00**	**(3,269,107.50)**	**1,023,162.50**	**76.16%**	**0.00**

Fund : **143** **Central Cafeteria**

Account Number	Account Desciption	Budget Amount	Budget Amendments	Amended Budget	Month-to-Date Expenditures	Year-to-Date Expenditures	Outstanding Encumbrances	Unencumbered Balance	% Of Budget Exp
73100									
162	Clerical Personnel	(36,982.00)	0.00	(36,982.00)	0.00	35,560.00	0.00	(1,422.00)	96.15 %
201	Social Security	(2,293.00)	0.00	(2,293.00)	0.00	2,068.45	0.00	(224.55)	90.21 %
204	State Retirement	(2,297.00)	(190.00)	(2,487.00)	0.00	2,489.25	0.00	2.25	100.09 %
206	Life Insurance	(15.00)	0.00	(15.00)	0.00	13.20	0.00	(1.80)	88.00 %
207	Medical Insurance	(7,941.00)	0.00	(7,941.00)	0.00	7,697.40	0.00	(243.60)	96.93 %
208	Dental Insurance	(150.00)	0.00	(150.00)	0.00	0.00	0.00	(150.00)	0.00 %
210	Unemployment Compensation	(30.00)	0.00	(30.00)	0.00	0.00	0.00	(30.00)	0.00 %
212	Employer Medicare	(537.00)	0.00	(537.00)	0.00	483.76	0.00	(53.24)	90.09 %
307	Communication	(11,000.00)	(5,800.00)	(16,800.00)	0.00	16,462.91	0.00	(337.09)	97.99 %
336	Maintenance And Repair Services-Equipt	(62,000.00)	3,990.00	(58,010.00)	0.00	13,693.25	13,630.89	(30,685.86)	47.10 %
348	Postal Charges	(3,000.00)	0.00	(3,000.00)	0.00	1,865.50	0.00	(1,134.50)	62.18 %
349	Printing, Stationery And Forms	(2,000.00)	0.00	(2,000.00)	0.00	2,000.00	0.00	0.00	100.00 %
355	Travel	(500.00)	0.00	(500.00)	0.00	0.00	0.00	(500.00)	0.00 %
399	Other Contracted Services	(3,499,615.00)	0.00	(3,499,615.00)	0.00	2,898,851.43	0.00	(600,763.57)	82.83 %
435	Office Supplies	(1,500.00)	(70.00)	(1,570.00)	0.00	1,570.00	0.00	0.00	100.00 %
469	Usda - Commodities	(254,376.00)	0.00	(254,376.00)	0.00	0.00	0.00	(254,376.00)	0.00 %
499	Other Supplies And Materials	(10,000.00)	0.00	(10,000.00)	0.00	9,424.69	0.00	(575.31)	94.25 %
599	Other Charges	(15,000.00)	2,070.00	(12,930.00)	0.00	12,901.15	0.00	(28.85)	99.78 %
710	Food Service Equipment	(203,034.00)	(180,000.00)	(383,034.00)	0.00	99,355.35	193,782.01	(89,896.64)	76.53 %
Total 73100	**Food Service**	**(4,112,270.00)**	**(180,000.00)**	**(4,292,270.00)**	**0.00**	**3,104,436.34**	**207,412.90**	**(980,420.76)**	**77.16 %**
Total		**(4,112,270.00)**	**(180,000.00)**	**(4,292,270.00)**	**0.00**	**3,104,436.34**	**207,412.90**	**(980,420.76)**	**77.16 %**
Total		**(4,112,270.00)**	**(180,000.00)**	**(4,292,270.00)**	**0.00**	**3,104,436.34**	**207,412.90**	**(980,420.76)**	**77.16 %**
Total For Fund:	**143**	**(4,112,270.00)**	**(180,000.00)**	**(4,292,270.00)**	**0.00**	**3,104,436.34**	**207,412.90**	**(980,420.76)**	**77.16 %**

Fund : 177 Education Capital Projects

Account Number	Account Description	Balance
177-11140- - -	Cash With Trustee	660,802.30
177-11430- - -	Due From Other Governments	266,913.00
177-11500- - -	Property Taxes Receivable	847,878.00
177-11510- - -	Allowance For Uncollectable Property Tax	(22,136.00)
	Total Assets	**1,753,457.30**
	Total Assets and Deferred Outflows of Resources	**1,753,457.30**
177-29940- - -	Deferred Current Property Taxes	(803,766.00)
177-29945- - -	Deferred Delinquent Property Taxes	(19,918.00)
	Total Liabilities	**(823,684.00)**
177-34120- - -	Encumbrances - Prior Year	(381,971.00)
177-39000- - -	Unassigned	(547,802.30)
	Total Equities	**(929,773.30)**
	Total Liabilities, Deferred Inflows of Resources, and Fund Bala	**(1,753,457.30)**
Fund Totals: 177	**Education Capital Projects**	**0.00**

Template Name: LGC Defined
Created by: LGC
Revenue Statement
by Sub Fund

Greene County Board of Education
Statement of Revenues by Sub-Fund

June 2020

User: Diane Coles
Date/Time: 8/17/2020 11:12 AM

Fund : 177 Education Capital Projects

		Original Est	Amendments	Total Estimated	YTD Realized	Unrealized	% Realized	Current Revenue
40110	Current Property Tax	625,000.00	0.00	625,000.00	(783,819.37)	(158,819.37)	125.41%	(2,058.00)
40120	Trustee's Collections-Prior Year	26,000.00	0.00	26,000.00	(19,795.66)	6,204.34	76.14%	0.00
40125	Trustee Collection Bankruptcy	100.00	0.00	100.00	(26.72)	73.28	26.72%	0.00
40130	Circuit Clerk	7,600.00	0.00	7,600.00	(6,481.26)	1,118.74	85.28%	0.00
40140	Interest & Penalty	11,000.00	0.00	11,000.00	(5,866.98)	5,133.02	53.34%	0.00
40150	Pick-Up Taxes	0.00	0.00	0.00	(1,102.00)	(1,102.00)	No Budget	0.00
40161	Payments in Lieu of Taxes TVA	500.00	0.00	500.00	(419.29)	80.71	83.86%	0.00
40162	Payment in Lieu of Taxes Local Utility	1,200.00	0.00	1,200.00	(1,311.90)	(111.90)	109.33%	0.00
40163	Payment in Lieu of Taxes Other	1,000.00	0.00	1,000.00	(3,433.16)	(2,433.16)	343.32%	0.00
40320	Bank Excise	2,200.00	0.00	2,200.00	(3,480.68)	(1,280.68)	158.21%	0.00
40000	**TOTAL LOCAL TAXES**	**674,600.00**	**0.00**	**674,600.00**	**(825,737.02)**	**(151,137.02)**	**122.40%**	**(2,058.00)**
44110	Interest Earned	20,000.00	0.00	20,000.00	(23,036.72)	(3,036.72)	115.18%	0.00
44000	**TOTAL OTHER LOCAL REVENUE**	**20,000.00**	**0.00**	**20,000.00**	**(23,036.72)**	**(3,036.72)**	**115.18%**	**0.00**
46990	Other State Revenues	0.00	293,195.00	293,195.00	(266,913.00)	26,282.00	91.04%	0.00
49700	Insurance Recovery	0.00	88,989.00	88,989.00	(88,989.00)	0.00	100.00%	0.00
46000	**TOTAL STATE OF TENNESSEE**	**0.00**	**382,184.00**	**382,184.00**	**(355,902.00)**	**26,282.00**	**93.12%**	**0.00**
Total		**694,600.00**	**382,184.00**	**1,076,784.00**	**(1,204,675.74)**	**(127,891.74)**	**111.88%**	**(2,058.00)**

Fund : **177** **Education Capital Projects**

Account Number	Account Desciption	Budget Amount	Budget Amendments	Amended Budget	Month-to-Date Expenditures	Year-to-Date Expenditures	Outstanding Encumbrances	Unencumbered Balance	% Of Budget Exp
72310									
510	Trustee's Commission	(23,000.00)	0.00	(23,000.00)	0.00	16,647.11	0.00	(6,352.89)	72.38 %
Total 72310		**(23,000.00)**	**0.00**	**(23,000.00)**	**0.00**	**16,647.11**	**0.00**	**(6,352.89)**	**72.38 %**
91300									
707	Building Improvements	(121,600.00)	0.00	(121,600.00)	0.00	0.00	0.00	(121,600.00)	0.00 %
729	Transportation Equipment	(550,000.00)	(382,184.00)	(932,184.00)	0.00	519,666.00	381,971.00	(30,547.00)	96.72 %
Total 91300	**Education Capital Projects**	**(671,600.00)**	**(382,184.00)**	**(1,053,784.00)**	**0.00**	**519,666.00**	**381,971.00**	**(152,147.00)**	**85.56 %**
Total		**(694,600.00)**	**(382,184.00)**	**(1,076,784.00)**	**0.00**	**536,313.11**	**381,971.00**	**(158,499.89)**	**85.28 %**
Total		**(694,600.00)**	**(382,184.00)**	**(1,076,784.00)**	**0.00**	**536,313.11**	**381,971.00**	**(158,499.89)**	**85.28 %**
Total For Fund:	**177**	**(694,600.00)**	**(382,184.00)**	**(1,076,784.00)**	**0.00**	**536,313.11**	**381,971.00**	**(158,499.89)**	**85.28 %**

Greene County Schools
Financial Report
July 31, 2020

Greene County Board of Education
Balance Sheet (Landscape)
July 2020

Fund : 141 General Purpose School

Account Number	Account Description	Balance
	Assets	
141-11130- - -	Cash In Bank	5,100.20
141-11140- - -	Cash With Trustee	6,864,419.33
141-11410- - -	Accounts Receivable	56,410.22
141-11430- - -	Due From Other Governments	545,158.79
141-11500- - -	Property Taxes Receivable	7,256,692.00
141-11510- - -	Allowance For Uncollectable Property Tax	(189,920.00)
141-14100- - -	Estimated Revenues	51,189,087.00
141-14200- - -	Unliquidated Encumbrances (Control)	607,105.64
141-14500- - -	Expenditures - Current Year (Control)	1,396,531.86
141-14600- - -	Exp Chgd To Reserve For Prior Yrs Enc	440,329.91
	Total Assets	**68,170,914.95**
	Total Assets and Deferred Outflows of Resources	**68,170,914.95**
	Liabilities	
141-21100- - -	Accounts Payable	(64,380.73)
141-21310- - -	Income Tax Withheld And Unpaid	0.00
141-21320- - -	Social Security Tax	0.00
141-21325- - -	Employee Medicare Deduction	0.00
141-21330- - -	Retirement Contributions	(234.80)
141-21331- - -	401k Great West	1,834.20
141-21332- - -	Retirement Hybrid Stabli	(83.19)
141-21341- - -	Gr Co Teacher Ins	(459,913.86)
141-21342- - -	Usable Life	(880.18)
141-21360- - -	Garnishments And Levies	(50.20)
141-21380- - -	Credit Union Deductions	0.00
141-21381- - -	Aflac	1,470.08
141-21384- - -	Valic Annunity	(1,409.00)
141-21391- - -	Association Dues	1,628.80
141-21500- - -	Due To Other Funds	(250,000.00)
141-28100- - -	Appropriations (Control)	(51,189,087.00)
141-28500- - -	Revenues (Control)	(78,957.60)
141-29940- - -	Deferred Current Property Taxes	(6,895,888.00)
141-29945- - -	Deferred Delinquent Property Taxes	(170,884.00)
141-29990- - -	Other Deferred/Unavailable Revenue	(538,417.56)
	Total Liabilities	**(59,645,253.04)**

141-34110- - -	Encumbrances - Current Year	(607,105.64)
141-34120- - -	Encumbrances - Prior Year	(2,137,959.12)
141-34560- -CLA -	Restricted For Instruction - Career Ladder	252.17
141-34755- - -	Assigned For Education	(3,927.30)
141-34755- -110 -	Assigned For Education - Bridges To Success	(63,234.76)
141-34755- -RTB -	Assigned For Education - Retirement Incentive	(782,779.22)
141-34770- -ESP -	Assigned For Operation Of Non-Inst Ser - Extended School Program	(150,352.07)
141-39000- - -	Unassigned	(4,580,555.97)
141-39000- -142 -	Unassigned - Loan To 142	(200,000.00)
	Total Equities	**(8,525,661.91)**
	Total Liabilities, Deferred Inflows of Resources, and Fund Bala	**(68,170,914.95)**
Fund Totals: 141	**General Purpose School**	**0.00**

Fund 141 Fund Balance Unassigned Account 39000 July 2020 Detail									
Date	Transaction Type	Number	Reference	Batch ID	Posting Status	Void	Description	Debit	Credit
7/1/2020	Controlling Entries	2	Purchase Order : 20200459		Posted		Purchase Order : 20200459 - Liquidate		$150.00
7/1/2020	Controlling Entries	1	Purchase Order : 20201225		Posted		Purchase Order : 20201225 - Liquidate		$619.69
7/1/2020	Beginning Balances	1			Posted		Beginning Balance	($4,561,754.28)	
7/13/2020	Controlling Entries	5	Purchase Order : 20200609		Posted		Purchase Order : 20200609 - Liquidate		$10,044.00
7/13/2020	Controlling Entries	4	Purchase Order : 20201130		Posted		Purchase Order : 20201130 - Liquidate		$1,155.00
7/13/2020	Controlling Entries	3	Purchase Order : 20201126		Posted		Purchase Order : 20201126 - Liquidate		$118.75
7/14/2020	Controlling Entries	6	Purchase Order : 20200384		Posted		Purchase Order : 20200384 - Liquidate		$45.00
7/14/2020	Accounts Payable	25	Invoice: MAY25-JUN24, 20 - Invoice Void		Posted		Invoice: MAY25-JUN24, 20 - Invoice Void		$874.75
7/15/2020	Controlling Entries	15	Purchase Order: 20201427 Invoice		Posted		Purchase Order: 20201427 Invoice		$50.45
7/15/2020	Controlling Entries	14	Purchase Order : 20201340		Posted		Purchase Order : 20201340 - Liquidate		$2,800.00
7/15/2020	Controlling Entries	14	Purchase Order : 20201340		Posted		Purchase Order : 20201340 - Liquidate		$400.00
7/15/2020	Controlling Entries	13	Purchase Order : 20201339		Posted		Purchase Order : 20201339 - Liquidate		$175.00
7/15/2020	Controlling Entries	13	Purchase Order : 20201339		Posted		Purchase Order : 20201339 - Liquidate		$1,225.00
7/15/2020	Controlling Entries	12	Purchase Order: 20200084 Invoice		Posted		Purchase Order: 20200084 Invoice		$273.02
7/15/2020	Controlling Entries	11	Purchase Order: 20201189 Invoice		Posted		Purchase Order: 20201189 Invoice		$0.55
7/15/2020	Controlling Entries	10	Purchase Order: 20201397 Invoice		Posted		Purchase Order: 20201397 Invoice		$10.72
7/15/2020	Controlling Entries	9	Purchase Order: 20201301 Invoice		Posted		Purchase Order: 20201301 Invoice		$3.67
7/15/2020	Controlling Entries	8	Purchase Order: 20201133 Invoice		Posted		Purchase Order: 20201133 Invoice		$0.07
7/15/2020	Controlling Entries	7	Purchase Order: 20201364 Invoice		Posted		Purchase Order: 20201364 Invoice		$37.91
7/22/2020	Controlling Entries	17	Purchase Order: 20201381 Invoice		Posted		Purchase Order: 20201381 Invoice		$0.04
7/22/2020	Controlling Entries	16	Purchase Order: 20201420 Invoice		Posted		Purchase Order: 20201420 Invoice		$0.46
7/23/2020	Controlling Entries	18	Purchase Order: 20200940 Invoice		Posted		Purchase Order: 20200940 Invoice		$720.00
7/29/2020	Controlling Entries	20	Purchase Order : 20201396		Posted		Purchase Order : 20201396 - Liquidate		$96.00
7/29/2020	Controlling Entries	19	Purchase Order : 20201421		Posted		Purchase Order : 20201421 - Liquidate		$1.61
									$18,801.69

Template Name LGC Defined
Created by: LGC
Revenue Statement
by Sub Fund

Greene County Board of Education
Statement of Revenues by Sub-Fund

July 2020

User: Diane Coles
Date/Time: 8/10/2020 09:45 AM

Fund : 141 General Purpose School

		Original Est	Amendments	Total Estimated	YTD Realized	Unrealized	% Realized	Current Revenue
40110	Current Property Tax	6,625,000.00	0.00	6,625,000.00	21.24	6,625,021.24	0.00%	21.24
40120	Trustee's Collections-Prior YR	180,000.00	0.00	180,000.00	(4,297.68)	175,702.32	2.39%	(4,297.68)
40125	Trustee Collection Bankruptcy	200.00	0.00	200.00	0.00	200.00	0.00%	0.00
40130	Circuit Clerk	76,000.00	0.00	76,000.00	(12,222.89)	63,777.11	16.08%	(12,222.89)
40140	Interest & Penalty	65,000.00	0.00	65,000.00	(7,006.88)	57,993.12	10.78%	(7,006.88)
40150	Pick-Up Taxes	1,100.00	0.00	1,100.00	0.00	1,100.00	0.00%	0.00
40161	Payments in Lieu of Taxes TVA	6,000.00	0.00	6,000.00	(454.55)	5,545.45	7.58%	(454.55)
40162	Payments in Lieu of Taxes Local Utility	260,000.00	0.00	260,000.00	(30,952.87)	229,047.13	11.90%	(30,952.87)
40163	Payments in Lieu of Taxes Other	25,000.00	0.00	25,000.00	(437.82)	24,562.18	1.75%	(437.82)
40210	Local Option Sales Tax	6,000,000.00	0.00	6,000,000.00	0.00	6,000,000.00	0.00%	0.00
40275	Mix Drink Tax	5,000.00	0.00	5,000.00	(51.25)	4,948.75	1.03%	(51.25)
40320	Bank Excise Tax	20,000.00	0.00	20,000.00	0.00	20,000.00	0.00%	0.00
40390	Other Satutory Local Taxes	400.00	0.00	400.00	0.00	400.00	0.00%	0.00
40000	**TOTAL LOCAL TAXES**	**13,263,700.00**	**0.00**	**13,263,700.00**	**(55,402.70)**	**13,208,297.30**	**0.42%**	**(55,402.70)**
41110	Marriage License	2,500.00	0.00	2,500.00	(204.99)	2,295.01	8.20%	(204.99)
41000	**TOTAL LICENSES AND PERMITS**	**2,500.00**	**0.00**	**2,500.00**	**(204.99)**	**2,295.01**	**8.20%**	**(204.99)**
43104	Sale of Electricity	6,000.00	0.00	6,000.00	0.00	6,000.00	0.00%	0.00
43380	Vending Machines	1,000.00	0.00	1,000.00	0.00	1,000.00	0.00%	0.00
43531	Transportation Other Systems	90,000.00	0.00	90,000.00	0.00	90,000.00	0.00%	0.00
43570	Receipts From Individual Schools	80,000.00	0.00	80,000.00	0.00	80,000.00	0.00%	0.00
43581	Community Service Fees-Child	202,524.00	0.00	202,524.00	(65.40)	202,458.60	0.03%	(65.40)
43583	TBI Criminal Background Check	1,000.00	0.00	1,000.00	0.00	1,000.00	0.00%	0.00
43000	**TOTAL CHARGES FOR CURRENT SERVICES**	**380,524.00**	**0.00**	**380,524.00**	**(65.40)**	**380,458.60**	**0.02%**	**(65.40)**
44110	Interest Earned	175,000.00	0.00	175,000.00	(5,025.90)	169,974.10	2.87%	(5,025.90)
44120	Lease/Rentals	20,000.00	0.00	20,000.00	(1,400.00)	18,600.00	7.00%	(1,400.00)
44145	Sale of Recycled Materials	3,000.00	0.00	3,000.00	0.00	3,000.00	0.00%	0.00
44170	Miscellaneous Refunds	125,000.00	0.00	125,000.00	(6,386.61)	118,613.39	5.11%	(6,386.61)
44530	Sale of Equipment	2,000.00	0.00	2,000.00	0.00	2,000.00	0.00%	0.00
44560	Damages Recovered From Individual	300.00	0.00	300.00	0.00	300.00	0.00%	0.00
44570	Contributions & Gifts	932,140.00	0.00	932,140.00	(10,472.00)	921,668.00	1.12%	(10,472.00)
44990	Other Local Revenues	22,000.00	0.00	22,000.00	0.00	22,000.00	0.00%	0.00
44000	**TOTAL OTHER LOCAL REVENUE**	**1,279,440.00**	**0.00**	**1,279,440.00**	**(23,284.51)**	**1,256,155.49**	**1.82%**	**(23,284.51)**

Fund : 141 General Purpose School

		Original Est	Amendments	Total Estimated	YTD Realized	Unrealized	% Realized	Current Revenue
46511	Basic Education Program (BEP)	33,828,000.00	0.00	33,828,000.00	0.00	33,828,000.00	0.00%	0.00
46515	State Pre-K	1,402,896.00	0.00	1,402,896.00	0.00	1,402,896.00	0.00%	0.00
46550	Drivers Education	31,000.00	0.00	31,000.00	0.00	31,000.00	0.00%	0.00
46590	Other State Education Funds	294,000.00	0.00	294,000.00	0.00	294,000.00	0.00%	0.00
46590	LEAPS	81,250.00	0.00	81,250.00	0.00	81,250.00	0.00%	0.00
46591	Coordinated School Health Grant	100,000.00	0.00	100,000.00	0.00	100,000.00	0.00%	0.00
46594	Family Resource Grant	29,612.00	0.00	29,612.00	0.00	29,612.00	0.00%	0.00
46610	Career Ladder Program	73,000.00	0.00	73,000.00	0.00	73,000.00	0.00%	0.00
46980	Other State Grants	3,170.00	0.00	3,170.00	0.00	3,170.00	0.00%	0.00
46981	Safe Schools Grant	210,000.00	0.00	210,000.00	0.00	210,000.00	0.00%	0.00
46000	**TOTAL STATE OF TENNESSEE**	**36,052,928.00**	**0.00**	**36,052,928.00**	**0.00**	**36,052,928.00**	**0.00%**	**0.00**
47143	Education of the Handicapped	5,000.00	0.00	5,000.00	0.00	5,000.00	0.00%	0.00
47590	Other Federal Through State	114,995.00	0.00	114,995.00	0.00	114,995.00	0.00%	0.00
47640	ROTC Reimbursement	50,000.00	0.00	50,000.00	0.00	50,000.00	0.00%	0.00
47680	Forest Service	10,000.00	0.00	10,000.00	0.00	10,000.00	0.00%	0.00
47000	**TOTAL FEDERAL GOVERNMENT**	**179,995.00**	**0.00**	**179,995.00**	**0.00**	**179,995.00**	**0.00%**	**0.00**
49800	Operating Transfers	30,000.00	0.00	30,000.00	0.00	30,000.00	0.00%	0.00
49000	**TOTAL OTHER SOURCES**	**30,000.00**	**0.00**	**30,000.00**	**0.00**	**30,000.00**	**0.00%**	**0.00**
Total For Fund: 141		**51,189,087.00**	**0.00**	**51,189,087.00**	**(78,957.60)**	**51,110,129.40**	**0.15%**	**(78,957.60)**

Fund : **141** **General Purpose School**

Account Number	Account Desciption	Budget Amount	Budget Amendments	Amended Budget	Month-to-Date Expenditures	Year-to-Date Expenditures	Outstanding Encumbrances	Unencumbered Balance	% Of Budget Exp
71100									
116	Teachers	(17,458,547.00)	0.00	(17,458,547.00)	0.00	0.00	0.00	(17,458,547.00)	0.00 %
117	Career Ladder Program	(52,000.00)	0.00	(52,000.00)	0.00	0.00	0.00	(52,000.00)	0.00 %
127	Career Ladder Extended Contracts	(48,000.00)	0.00	(48,000.00)	0.00	0.00	0.00	(48,000.00)	0.00 %
163	Educational Assistants	(642,118.00)	0.00	(642,118.00)	0.00	0.00	0.00	(642,118.00)	0.00 %
189	Other Salaries & Wages	(55,992.00)	0.00	(55,992.00)	0.00	0.00	0.00	(55,992.00)	0.00 %
195	Certified Substitute Teachers	(70,000.00)	0.00	(70,000.00)	0.00	0.00	0.00	(70,000.00)	0.00 %
198	Non-Certified Substitute Teachers	(105,000.00)	0.00	(105,000.00)	0.00	0.00	0.00	(105,000.00)	0.00 %
201	Social Security	(1,139,663.00)	0.00	(1,139,663.00)	0.00	0.00	0.00	(1,139,663.00)	0.00 %
204	State Retirement	(1,717,818.00)	0.00	(1,717,818.00)	0.00	0.00	0.00	(1,717,818.00)	0.00 %
206	Life Insurance	(5,702.00)	0.00	(5,702.00)	446.34	446.34	0.00	(5,255.66)	7.83 %
207	Medical Insurance	(3,101,558.00)	0.00	(3,101,558.00)	244,072.41	244,072.41	0.00	(2,857,485.59)	7.87 %
208	Dental Insurance	(39,325.00)	0.00	(39,325.00)	300.00	300.00	0.00	(39,025.00)	0.76 %
210	Unemployment Compensation	(26,000.00)	0.00	(26,000.00)	24,178.78	24,178.78	0.00	(1,821.22)	93.00 %
212	Employer Medicare	(266,534.00)	0.00	(266,534.00)	0.00	0.00	0.00	(266,534.00)	0.00 %
217	Retirement - Hybrid Stabilization	(70,000.00)	0.00	(70,000.00)	0.00	0.00	0.00	(70,000.00)	0.00 %
336	Maintenance And Repair Services-Equipt	(18,500.00)	0.00	(18,500.00)	0.00	0.00	535.95	(17,964.05)	2.90 %
399	Other Contracted Services	(95,300.00)	0.00	(95,300.00)	0.00	0.00	0.00	(95,300.00)	0.00 %
429	Instructional Supplies	(142,500.00)	0.00	(142,500.00)	56.69	56.69	41,599.87	(100,843.44)	29.23 %
430	Textbooks - Electronic	(5,000.00)	0.00	(5,000.00)	0.00	0.00	0.00	(5,000.00)	0.00 %
449	Textbooks - Bound	(275,000.00)	0.00	(275,000.00)	0.00	0.00	0.00	(275,000.00)	0.00 %
471	Software	(80,750.00)	0.00	(80,750.00)	0.00	0.00	32,200.00	(48,550.00)	39.88 %
499	Other Supplies And Materials	(36,100.00)	0.00	(36,100.00)	0.00	0.00	199.00	(35,901.00)	0.55 %
599	Other Charges	(97,008.00)	0.00	(97,008.00)	0.00	0.00	0.00	(97,008.00)	0.00 %
722	Regular Instruction Equipment	(47,500.00)	0.00	(47,500.00)	0.00	0.00	17,000.00	(30,500.00)	35.79 %
Total	**71100**	**(25,595,915.00)**	**0.00**	**(25,595,915.00)**	**269,054.22**	**269,054.22**	**91,534.82**	**(25,235,325.96)**	**1.41 %**
71200									
116	Teachers	(1,965,017.00)	0.00	(1,965,017.00)	0.00	0.00	0.00	(1,965,017.00)	0.00 %
117	Career Ladder Program	(4,000.00)	0.00	(4,000.00)	0.00	0.00	0.00	(4,000.00)	0.00 %
128	Homebound Teachers	(104,457.00)	0.00	(104,457.00)	5,305.47	5,305.47	0.00	(99,151.53)	5.08 %
163	Educational Assistants	(207,783.00)	0.00	(207,783.00)	0.00	0.00	0.00	(207,783.00)	0.00 %
171	Speech Pathologist	(367,226.00)	0.00	(367,226.00)	0.00	0.00	0.00	(367,226.00)	0.00 %
195	Certified Substitute Teachers	(5,000.00)	0.00	(5,000.00)	0.00	0.00	0.00	(5,000.00)	0.00 %
198	Non-Certified Substitute Teachers	(7,000.00)	0.00	(7,000.00)	0.00	0.00	0.00	(7,000.00)	0.00 %

Fund : 141 General Purpose School

Account Number	Account Desciption	Budget Amount	Budget Amendments	Amended Budget	Month-to-Date Expenditures	Year-to-Date Expenditures	Outstanding Encumbrances	Unencumbered Balance	% Of Budget Exp
71200									
201	Social Security	(161,592.00)	0.00	(161,592.00)	0.00	0.00	0.00	(161,592.00)	0.00 %
204	State Retirement	(226,540.00)	0.00	(226,540.00)	0.00	0.00	0.00	(226,540.00)	0.00 %
206	Life Insurance	(965.00)	0.00	(965.00)	56.40	56.40	0.00	(908.60)	5.84 %
207	Medical Insurance	(396,938.00)	0.00	(396,938.00)	31,007.68	31,007.68	0.00	(365,930.32)	7.81 %
208	Dental Insurance	(5,500.00)	0.00	(5,500.00)	0.00	0.00	0.00	(5,500.00)	0.00 %
210	Unemployment Compensation	(2,250.00)	0.00	(2,250.00)	2,092.00	2,092.00	0.00	(158.00)	92.98 %
212	Employer Medicare	(38,221.00)	0.00	(38,221.00)	76.93	76.93	0.00	(38,144.07)	0.20 %
217	Retirement - Hybrid Stabilization	(8,000.00)	0.00	(8,000.00)	0.00	0.00	0.00	(8,000.00)	0.00 %
312	Contracts With Private Agencies	(12,000.00)	0.00	(12,000.00)	1,965.14	1,965.14	0.00	(10,034.86)	16.38 %
322	Evaluation And Testing	(500.00)	0.00	(500.00)	0.00	0.00	0.00	(500.00)	0.00 %
336	Maintenance And Repair Services-Equipr	(500.00)	0.00	(500.00)	0.00	0.00	0.00	(500.00)	0.00 %
429	Instructional Supplies	(14,500.00)	0.00	(14,500.00)	0.00	0.00	0.00	(14,500.00)	0.00 %
499	Other Supplies And Materials	(3,750.00)	0.00	(3,750.00)	0.00	0.00	0.00	(3,750.00)	0.00 %
Total 71200		**(3,531,739.00)**	**0.00**	**(3,531,739.00)**	**40,503.62**	**40,503.62**	**0.00**	**(3,491,235.38)**	**1.15 %**
71300									
116	Teachers	(992,422.00)	0.00	(992,422.00)	32,088.21	32,088.21	0.00	(960,333.79)	3.23 %
117	Career Ladder Program	(3,000.00)	0.00	(3,000.00)	0.00	0.00	0.00	(3,000.00)	0.00 %
195	Certified Substitute Teachers	(2,500.00)	0.00	(2,500.00)	0.00	0.00	0.00	(2,500.00)	0.00 %
198	Non-Certified Substitute Teachers	(5,000.00)	0.00	(5,000.00)	0.00	0.00	0.00	(5,000.00)	0.00 %
201	Social Security	(62,181.00)	0.00	(62,181.00)	1,989.46	1,989.46	0.00	(60,191.54)	3.20 %
204	State Retirement	(86,282.00)	0.00	(86,282.00)	2,853.03	2,853.03	0.00	(83,428.97)	3.31 %
206	Life Insurance	(274.00)	0.00	(274.00)	22.80	22.80	0.00	(251.20)	8.32 %
207	Medical Insurance	(156,305.00)	0.00	(156,305.00)	12,673.98	12,673.98	0.00	(143,631.02)	8.11 %
208	Dental Insurance	(2,050.00)	0.00	(2,050.00)	0.00	0.00	0.00	(2,050.00)	0.00 %
210	Unemployment Compensation	(1,200.00)	0.00	(1,200.00)	1,116.00	1,116.00	0.00	(84.00)	93.00 %
212	Employer Medicare	(14,542.00)	0.00	(14,542.00)	465.26	465.26	0.00	(14,076.74)	3.20 %
217	Retirement - Hybrid Stabilization	(6,800.00)	0.00	(6,800.00)	269.55	269.55	0.00	(6,530.45)	3.96 %
311	Contracts With Other School Systems	(312,534.00)	0.00	(312,534.00)	76,142.75	76,142.75	0.00	(236,391.25)	24.36 %
336	Maintenance And Repair Services-Equipr	(1,000.00)	0.00	(1,000.00)	0.00	0.00	0.00	(1,000.00)	0.00 %
429	Instructional Supplies	(38,000.00)	0.00	(38,000.00)	0.00	0.00	12,679.47	(25,320.53)	33.37 %
499	Other Supplies And Materials	(3,000.00)	0.00	(3,000.00)	0.00	0.00	0.00	(3,000.00)	0.00 %
599	Other Charges	(3,000.00)	0.00	(3,000.00)	0.00	0.00	0.00	(3,000.00)	0.00 %
730	Vocational Instruction Equipment	(14,250.00)	0.00	(14,250.00)	0.00	0.00	0.00	(14,250.00)	0.00 %

Fund : 141 General Purpose School

Account Number	Account Desciption	Budget Amount	Budget Amendments	Amended Budget	Month-to-Date Expenditures	Year-to-Date Expenditures	Outstanding Encumbrances	Unencumbered Balance	% Of Budget Exp
71300									
Total 71300		**(1,704,340.00)**	**0.00**	**(1,704,340.00)**	**127,621.04**	**127,621.04**	**12,679.47**	**(1,564,039.49)**	**8.23 %**
72110									
105	Supervisor/Director	(45,295.00)	0.00	(45,295.00)	0.00	0.00	0.00	(45,295.00)	0.00 %
162	Clerical Personnel	(35,838.00)	0.00	(35,838.00)	4,010.40	4,010.40	0.00	(31,827.60)	11.19 %
189	Other Salaries & Wages	(26,996.00)	0.00	(26,996.00)	0.00	0.00	0.00	(26,996.00)	0.00 %
201	Social Security	(5,569.00)	0.00	(5,569.00)	248.65	248.65	0.00	(5,320.35)	4.46 %
204	State Retirement	(8,248.00)	0.00	(8,248.00)	280.74	280.74	0.00	(7,967.26)	3.40 %
206	Life Insurance	(22.00)	0.00	(22.00)	1.20	1.20	0.00	(20.80)	5.45 %
207	Medical Insurance	(11,495.00)	0.00	(11,495.00)	627.00	627.00	0.00	(10,868.00)	5.45 %
208	Dental Insurance	(225.00)	0.00	(225.00)	0.00	0.00	0.00	(225.00)	0.00 %
210	Unemployment Compensation	(150.00)	0.00	(150.00)	139.00	139.00	0.00	(11.00)	92.67 %
212	Employer Medicare	(1,302.48)	0.00	(1,302.48)	58.15	58.15	0.00	(1,244.33)	4.46 %
399	Other Contracted Services	(42,800.00)	0.00	(42,800.00)	0.00	0.00	0.00	(42,800.00)	0.00 %
499	Other Supplies And Materials	(200.00)	0.00	(200.00)	0.00	0.00	0.00	(200.00)	0.00 %
599	Other Charges	(100.00)	0.00	(100.00)	0.00	0.00	0.00	(100.00)	0.00 %
Total 72110		**(178,240.48)**	**0.00**	**(178,240.48)**	**5,365.14**	**5,365.14**	**0.00**	**(172,875.34)**	**3.01 %**
72120									
105	Supervisor/Director	(53,167.00)	0.00	(53,167.00)	0.00	0.00	0.00	(53,167.00)	0.00 %
131	Medical Personnel	(379,056.00)	0.00	(379,056.00)	0.00	0.00	0.00	(379,056.00)	0.00 %
189	Other Salaries & Wages	(10,627.00)	0.00	(10,627.00)	0.00	0.00	0.00	(10,627.00)	0.00 %
201	Social Security	(30,445.00)	0.00	(30,445.00)	0.00	0.00	0.00	(30,445.00)	0.00 %
204	State Retirement	(36,320.00)	0.00	(36,320.00)	0.00	0.00	0.00	(36,320.00)	0.00 %
206	Life Insurance	(259.00)	0.00	(259.00)	18.00	18.00	0.00	(241.00)	6.95 %
207	Medical Insurance	(131,106.00)	0.00	(131,106.00)	9,568.32	9,568.32	0.00	(121,537.68)	7.30 %
208	Dental Insurance	(2,150.00)	0.00	(2,150.00)	0.00	0.00	0.00	(2,150.00)	0.00 %
210	Unemployment Compensation	(450.00)	0.00	(450.00)	418.00	418.00	0.00	(32.00)	92.89 %
212	Employer Medicare	(7,120.00)	0.00	(7,120.00)	0.00	0.00	0.00	(7,120.00)	0.00 %
307	Communication	(1,596.00)	0.00	(1,596.00)	116.64	116.64	939.36	(540.00)	66.17 %
348	Postal Charges	(700.00)	0.00	(700.00)	0.00	0.00	0.00	(700.00)	0.00 %
355	Travel	(8,502.00)	0.00	(8,502.00)	0.00	0.00	0.00	(8,502.00)	0.00 %
399	Other Contracted Services	(6,150.00)	0.00	(6,150.00)	0.00	0.00	0.00	(6,150.00)	0.00 %
413	Drugs And Medical Supplies	(7,500.00)	0.00	(7,500.00)	0.00	0.00	0.00	(7,500.00)	0.00 %

Fund : 141 General Purpose School

Account Number	Account Desciption	Budget Amount	Budget Amendments	Amended Budget	Month-to-Date Expenditures	Year-to-Date Expenditures	Outstanding Encumbrances	Unencumbered Balance	% Of Budget Exp
72120									
499	Other Supplies And Materials	(9,000.00)	0.00	(9,000.00)	136.00	136.00	1,847.75	(7,016.25)	22.04 %
524	In-Service/Staff Development	(4,300.00)	0.00	(4,300.00)	0.00	0.00	0.00	(4,300.00)	0.00 %
599	Other Charges	(13,089.00)	0.00	(13,089.00)	38.56	38.56	1,000.00	(12,050.44)	7.93 %
735	Health Equipment	(6,000.00)	0.00	(6,000.00)	0.00	0.00	1,000.00	(5,000.00)	16.67 %
Total	**72120**	**(707,537.00)**	**0.00**	**(707,537.00)**	**10,295.52**	**10,295.52**	**4,787.11**	**(692,454.37)**	**2.13 %**
72130									
117	Career Ladder Program	(1,000.00)	0.00	(1,000.00)	0.00	0.00	0.00	(1,000.00)	0.00 %
123	Guidance Personnel	(767,391.00)	0.00	(767,391.00)	0.00	0.00	0.00	(767,391.00)	0.00 %
164	Attendants	(72,734.00)	0.00	(72,734.00)	0.00	0.00	0.00	(72,734.00)	0.00 %
195	Certified Substitute Teachers	(2,000.00)	0.00	(2,000.00)	0.00	0.00	0.00	(2,000.00)	0.00 %
198	Non-Certified Substitute Teachers	(2,000.00)	0.00	(2,000.00)	0.00	0.00	0.00	(2,000.00)	0.00 %
201	Social Security	(52,336.00)	0.00	(52,336.00)	0.00	0.00	0.00	(52,336.00)	0.00 %
204	State Retirement	(77,630.00)	0.00	(77,630.00)	0.00	0.00	0.00	(77,630.00)	0.00 %
206	Life Insurance	(288.00)	0.00	(288.00)	21.60	21.60	0.00	(266.40)	7.50 %
207	Medical Insurance	(137,577.00)	0.00	(137,577.00)	10,680.37	10,680.37	0.00	(126,896.63)	7.76 %
208	Dental Insurance	(3,500.00)	0.00	(3,500.00)	0.00	0.00	0.00	(3,500.00)	0.00 %
210	Unemployment Compensation	(500.00)	0.00	(500.00)	465.00	465.00	0.00	(35.00)	93.00 %
212	Employer Medicare	(12,240.00)	0.00	(12,240.00)	0.00	0.00	0.00	(12,240.00)	0.00 %
217	Retirement - Hybrid Stabilization	(2,500.00)	0.00	(2,500.00)	0.00	0.00	0.00	(2,500.00)	0.00 %
309	Contracts With Government Agencies	(210,000.00)	0.00	(210,000.00)	0.00	0.00	0.00	(210,000.00)	0.00 %
322	Evaluation And Testing	(30,000.00)	0.00	(30,000.00)	0.00	0.00	0.00	(30,000.00)	0.00 %
399	Other Contracted Services	(67,400.00)	0.00	(67,400.00)	110.67	110.67	0.00	(67,289.33)	0.16 %
499	Other Supplies And Materials	(2,850.00)	0.00	(2,850.00)	0.00	0.00	0.00	(2,850.00)	0.00 %
524	In-Service/Staff Development	(6,500.00)	0.00	(6,500.00)	0.00	0.00	0.00	(6,500.00)	0.00 %
599	Other Charges	(200.00)	0.00	(200.00)	0.00	0.00	0.00	(200.00)	0.00 %
790	Other Equipment	(200.00)	0.00	(200.00)	0.00	0.00	0.00	(200.00)	0.00 %
Total	**72130**	**(1,448,846.00)**	**0.00**	**(1,448,846.00)**	**11,277.64**	**11,277.64**	**0.00**	**(1,437,568.36)**	**0.78 %**
72210									
105	Supervisor/Director	(239,683.00)	0.00	(239,683.00)	23,374.68	23,374.68	0.00	(216,308.32)	9.75 %
117	Career Ladder Program	(5,000.00)	0.00	(5,000.00)	0.00	0.00	0.00	(5,000.00)	0.00 %
129	Librarians	(807,478.00)	0.00	(807,478.00)	0.00	0.00	0.00	(807,478.00)	0.00 %
137	Education Media Personnel	(374,943.00)	0.00	(374,943.00)	34,600.62	34,600.62	0.00	(340,342.38)	9.23 %
162	Clerical Personnel	(36,376.00)	0.00	(36,376.00)	4,650.32	4,650.32	0.00	(31,725.68)	12.78 %

Fund : **141** **General Purpose School**

Account Number	Account Desciption	Budget Amount	Budget Amendments	Amended Budget	Month-to-Date Expenditures	Year-to-Date Expenditures	Outstanding Encumbrances	Unencumbered Balance	% Of Budget Exp
72210									
163	Educational Assistants	(36,928.00)	0.00	(36,928.00)	0.00	0.00	0.00	(36,928.00)	0.00 %
189	Other Salaries & Wages	(117,307.00)	0.00	(117,307.00)	0.00	0.00	0.00	(117,307.00)	0.00 %
195	Certified Substitute Teachers	(2,000.00)	0.00	(2,000.00)	0.00	0.00	0.00	(2,000.00)	0.00 %
198	Non-Certified Substitute Teachers	(5,000.00)	0.00	(5,000.00)	0.00	0.00	0.00	(5,000.00)	0.00 %
201	Social Security	(100,422.00)	0.00	(100,422.00)	3,882.75	3,882.75	0.00	(96,539.25)	3.87 %
204	State Retirement	(132,902.00)	0.00	(132,902.00)	5,148.15	5,148.15	0.00	(127,753.85)	3.87 %
206	Life Insurance	(475.00)	0.00	(475.00)	39.94	39.94	0.00	(435.06)	8.41 %
207	Medical Insurance	(226,097.00)	0.00	(226,097.00)	22,207.39	22,207.39	0.00	(203,889.61)	9.82 %
208	Dental Insurance	(3,000.00)	0.00	(3,000.00)	0.00	0.00	0.00	(3,000.00)	0.00 %
210	Unemployment Compensation	(900.00)	0.00	(900.00)	837.00	837.00	0.00	(63.00)	93.00 %
212	Employer Medicare	(23,485.00)	0.00	(23,485.00)	908.08	908.08	0.00	(22,576.92)	3.87 %
217	Retirement - Hybrid Stabilization	(1,000.00)	0.00	(1,000.00)	0.00	0.00	0.00	(1,000.00)	0.00 %
307	Communication	(6,800.00)	0.00	(6,800.00)	649.02	649.02	5,850.98	(300.00)	95.59 %
308	Consultants	(5,000.00)	0.00	(5,000.00)	0.00	0.00	0.00	(5,000.00)	0.00 %
336	Maintenance And Repair Services-Equipr	(100.00)	0.00	(100.00)	0.00	0.00	0.00	(100.00)	0.00 %
355	Travel	(23,750.00)	0.00	(23,750.00)	0.00	0.00	0.00	(23,750.00)	0.00 %
399	Other Contracted Services	(30,000.00)	0.00	(30,000.00)	0.00	0.00	0.00	(30,000.00)	0.00 %
432	Library Books/Media	(28,500.00)	0.00	(28,500.00)	119.00	119.00	0.00	(28,381.00)	0.42 %
499	Other Supplies And Materials	(10,000.00)	0.00	(10,000.00)	0.00	0.00	1,040.80	(8,959.20)	10.41 %
524	In-Service/Staff Development	(5,000.00)	0.00	(5,000.00)	199.99	199.99	0.00	(4,800.01)	4.00 %
599	Other Charges	(500.00)	0.00	(500.00)	0.00	0.00	0.00	(500.00)	0.00 %
790	Other Equipment	(1,000.00)	0.00	(1,000.00)	0.00	0.00	0.00	(1,000.00)	0.00 %
Total	**72210**	**(2,223,646.00)**	**0.00**	**(2,223,646.00)**	**96,616.94**	**96,616.94**	**6,891.78**	**(2,120,137.28)**	**4.65 %**
72220									
105	Supervisor/Director	(86,033.00)	0.00	(86,033.00)	7,078.91	7,078.91	0.00	(78,954.09)	8.23 %
117	Career Ladder Program	(3,000.00)	0.00	(3,000.00)	0.00	0.00	0.00	(3,000.00)	0.00 %
124	Phsycological Personnel	(136,555.00)	0.00	(136,555.00)	0.00	0.00	0.00	(136,555.00)	0.00 %
135	Assessment Personnel	(65,273.00)	0.00	(65,273.00)	0.00	0.00	0.00	(65,273.00)	0.00 %
161	Secretary(S)	(35,131.00)	0.00	(35,131.00)	2,620.80	2,620.80	0.00	(32,510.20)	7.46 %
189	Other Salaries & Wages	(68,684.00)	0.00	(68,684.00)	0.00	0.00	0.00	(68,684.00)	0.00 %
201	Social Security	(24,284.00)	0.00	(24,284.00)	601.38	601.38	0.00	(23,682.62)	2.48 %
204	State Retirement	(34,653.00)	0.00	(34,653.00)	910.45	910.45	0.00	(33,742.55)	2.63 %
206	Life Insurance	(86.00)	0.00	(86.00)	6.60	6.60	0.00	(79.40)	7.67 %

Fund : **141** **General Purpose School**

Account Number	Account Desciption	Budget Amount	Budget Amendments	Amended Budget	Month-to-Date Expenditures	Year-to-Date Expenditures	Outstanding Encumbrances	Unencumbered Balance	% Of Budget Exp
72220									
207	Medical Insurance	(46,700.00)	0.00	(46,700.00)	2,856.17	2,856.17	0.00	(43,843.83)	6.12 %
208	Dental Insurance	(750.00)	0.00	(750.00)	0.00	0.00	0.00	(750.00)	0.00 %
210	Unemployment Compensation	(150.00)	0.00	(150.00)	139.00	139.00	0.00	(11.00)	92.67 %
212	Employer Medicare	(5,679.00)	0.00	(5,679.00)	140.64	140.64	0.00	(5,538.36)	2.48 %
307	Communication	(1,500.00)	0.00	(1,500.00)	116.64	116.64	1,083.36	(300.00)	80.00 %
330	Operating Lease Payments	(550.00)	0.00	(550.00)	516.48	516.48	0.00	(33.52)	93.91 %
336	Maintenance And Repair Services-Equipr	(1,000.00)	0.00	(1,000.00)	0.00	0.00	0.00	(1,000.00)	0.00 %
355	Travel	(8,000.00)	0.00	(8,000.00)	0.00	0.00	1,000.00	(7,000.00)	12.50 %
399	Other Contracted Services	(4,400.00)	0.00	(4,400.00)	0.00	0.00	0.00	(4,400.00)	0.00 %
499	Other Supplies And Materials	(11,000.00)	0.00	(11,000.00)	0.00	0.00	0.00	(11,000.00)	0.00 %
524	In-Service/Staff Development	(1,400.00)	0.00	(1,400.00)	0.00	0.00	0.00	(1,400.00)	0.00 %
599	Other Charges	(2,500.00)	0.00	(2,500.00)	0.00	0.00	0.00	(2,500.00)	0.00 %
Total	**72220**	**(537,328.00)**	**0.00**	**(537,328.00)**	**14,987.07**	**14,987.07**	**2,083.36**	**(520,257.57)**	**3.18 %**
72230									
105	Supervisor/Director	(86,033.00)	0.00	(86,033.00)	7,078.91	7,078.91	0.00	(78,954.09)	8.23 %
117	Career Ladder Program	(1,000.00)	0.00	(1,000.00)	0.00	0.00	0.00	(1,000.00)	0.00 %
201	Social Security	(5,396.00)	0.00	(5,396.00)	438.89	438.89	0.00	(4,957.11)	8.13 %
204	State Retirement	(9,252.00)	0.00	(9,252.00)	727.00	727.00	0.00	(8,525.00)	7.86 %
206	Life Insurance	(14.00)	0.00	(14.00)	1.20	1.20	0.00	(12.80)	8.57 %
207	Medical Insurance	(7,220.00)	0.00	(7,220.00)	587.00	587.00	0.00	(6,633.00)	8.13 %
208	Dental Insurance	(150.00)	0.00	(150.00)	0.00	0.00	0.00	(150.00)	0.00 %
210	Unemployment Compensation	(34.00)	0.00	(34.00)	32.00	32.00	0.00	(2.00)	94.12 %
212	Employer Medicare	(1,262.00)	0.00	(1,262.00)	102.65	102.65	0.00	(1,159.35)	8.13 %
355	Travel	(5,500.00)	0.00	(5,500.00)	0.00	0.00	0.00	(5,500.00)	0.00 %
Total	**72230**	**(115,861.00)**	**0.00**	**(115,861.00)**	**8,967.65**	**8,967.65**	**0.00**	**(106,893.35)**	**7.74 %**
72250									
350	Internet Connectivity	(104,000.00)	0.00	(104,000.00)	0.00	0.00	24,454.00	(79,546.00)	23.51 %
470	Cabling	(10,000.00)	0.00	(10,000.00)	0.00	0.00	0.00	(10,000.00)	0.00 %
471	Software	(87,000.00)	0.00	(87,000.00)	10,800.00	10,800.00	2,000.00	(74,200.00)	14.71 %
Total	**72250**	**(201,000.00)**	**0.00**	**(201,000.00)**	**10,800.00**	**10,800.00**	**26,454.00**	**(163,746.00)**	**18.53 %**
72310									
118	Secretary To Board	(6,000.00)	0.00	(6,000.00)	500.00	500.00	0.00	(5,500.00)	8.33 %
186	Longevity Pay	(300,000.00)	0.00	(300,000.00)	148,446.78	148,446.78	0.00	(151,553.22)	49.48 %

Fund : 141 General Purpose School

Account Number	Account Desciption	Budget Amount	Budget Amendments	Amended Budget	Month-to-Date Expenditures	Year-to-Date Expenditures	Outstanding Encumbrances	Unencumbered Balance	% Of Budget Exp
72310									
191	Board And Committee Members Fees	(12,000.00)	0.00	(12,000.00)	0.00	0.00	0.00	(12,000.00)	0.00 %
201	Social Security	(19,716.00)	0.00	(19,716.00)	9,045.70	9,045.70	0.00	(10,670.30)	45.88 %
204	State Retirement	(626.00)	0.00	(626.00)	35.00	35.00	0.00	(591.00)	5.59 %
206	Life Insurance	(2,010.00)	0.00	(2,010.00)	0.00	0.00	0.00	(2,010.00)	0.00 %
207	Medical Insurance	(453,500.00)	0.00	(453,500.00)	0.00	0.00	0.00	(453,500.00)	0.00 %
212	Employer Medicare	(4,611.00)	0.00	(4,611.00)	2,159.72	2,159.72	0.00	(2,451.28)	46.84 %
305	Audit Services	(25,000.00)	0.00	(25,000.00)	3,000.00	3,000.00	0.00	(22,000.00)	12.00 %
320	Dues And Memberships	(10,100.00)	0.00	(10,100.00)	300.00	300.00	0.00	(9,800.00)	2.97 %
331	Legal Services	(25,000.00)	0.00	(25,000.00)	591.50	591.50	0.00	(24,408.50)	2.37 %
355	Travel	(15,000.00)	0.00	(15,000.00)	0.00	0.00	0.00	(15,000.00)	0.00 %
399	Other Contracted Services	(6,750.00)	0.00	(6,750.00)	0.00	0.00	0.00	(6,750.00)	0.00 %
510	Trustee's Commission	(300,000.00)	0.00	(300,000.00)	13,258.00	13,258.00	0.00	(286,742.00)	4.42 %
533	Criminal Investigation Of Applicants - Tb	(12,500.00)	0.00	(12,500.00)	874.75	874.75	0.00	(11,625.25)	7.00 %
599	Other Charges	(8,000.00)	0.00	(8,000.00)	58.32	58.32	4,191.68	(3,750.00)	53.13 %
Total	**72310**	**(1,200,813.00)**	**0.00**	**(1,200,813.00)**	**178,269.77**	**178,269.77**	**4,191.68**	**(1,018,351.55)**	**15.19 %**
72320									
101	County Official/Administrative Officer	(109,166.00)	0.00	(109,166.00)	9,097.17	9,097.17	0.00	(100,068.83)	8.33 %
103	Assistant(S)	(134,240.00)	0.00	(134,240.00)	10,935.74	10,935.74	0.00	(123,304.26)	8.15 %
117	Career Ladder Program	(1,000.00)	0.00	(1,000.00)	0.00	0.00	0.00	(1,000.00)	0.00 %
162	Clerical Personnel	(32,240.00)	0.00	(32,240.00)	3,518.40	3,518.40	0.00	(28,721.60)	10.91 %
201	Social Security	(17,152.00)	0.00	(17,152.00)	1,460.19	1,460.19	0.00	(15,691.81)	8.51 %
204	State Retirement	(28,131.00)	0.00	(28,131.00)	2,303.68	2,303.68	0.00	(25,827.32)	8.19 %
206	Life Insurance	(58.00)	0.00	(58.00)	4.80	4.80	0.00	(53.20)	8.28 %
207	Medical Insurance	(41,000.00)	0.00	(41,000.00)	2,427.36	2,427.36	0.00	(38,572.64)	5.92 %
208	Dental Insurance	(600.00)	0.00	(600.00)	0.00	0.00	0.00	(600.00)	0.00 %
210	Unemployment Compensation	(140.00)	0.00	(140.00)	130.00	130.00	0.00	(10.00)	92.86 %
212	Employer Medicare	(4,011.00)	0.00	(4,011.00)	341.49	341.49	0.00	(3,669.51)	8.51 %
302	Advertising	(7,000.00)	0.00	(7,000.00)	236.88	236.88	4,763.12	(2,000.00)	71.43 %
307	Communication	(25,000.00)	0.00	(25,000.00)	449.93	449.93	5,293.01	(19,257.06)	22.97 %
320	Dues And Memberships	(8,500.00)	0.00	(8,500.00)	4,500.00	4,500.00	0.00	(4,000.00)	52.94 %
336	Maintenance And Repair Services-Equipr	(300.00)	0.00	(300.00)	0.00	0.00	0.00	(300.00)	0.00 %
348	Postal Charges	(8,000.00)	0.00	(8,000.00)	0.00	0.00	1,824.00	(6,176.00)	22.80 %
355	Travel	(4,000.00)	0.00	(4,000.00)	0.00	0.00	0.00	(4,000.00)	0.00 %

Fund : 141 General Purpose School

Account Number	Account Desciption	Budget Amount	Budget Amendments	Amended Budget	Month-to-Date Expenditures	Year-to-Date Expenditures	Outstanding Encumbrances	Unencumbered Balance	% Of Budget Exp
72320									
399	Other Contracted Services	(7,000.00)	0.00	(7,000.00)	60.00	60.00	3,571.80	(3,368.20)	51.88 %
435	Office Supplies	(5,500.00)	0.00	(5,500.00)	0.00	0.00	2,500.00	(3,000.00)	45.45 %
599	Other Charges	(500.00)	0.00	(500.00)	0.00	0.00	0.00	(500.00)	0.00 %
701	Administration Equipment	(600.00)	0.00	(600.00)	0.00	0.00	0.00	(600.00)	0.00 %
Total 72320		**(434,138.00)**	**0.00**	**(434,138.00)**	**35,465.64**	**35,465.64**	**17,951.93**	**(380,720.43)**	**12.30 %**
72410									
104	Principals	(1,156,279.00)	0.00	(1,156,279.00)	94,578.61	94,578.61	0.00	(1,061,700.39)	8.18 %
117	Career Ladder Program	(4,000.00)	0.00	(4,000.00)	0.00	0.00	0.00	(4,000.00)	0.00 %
139	Assistant Principals	(667,249.00)	0.00	(667,249.00)	0.00	0.00	0.00	(667,249.00)	0.00 %
161	Secretary(S)	(655,187.00)	0.00	(655,187.00)	2,066.26	2,066.26	0.00	(653,120.74)	0.32 %
189	Other Salaries & Wages	(80,000.00)	0.00	(80,000.00)	5,824.50	5,824.50	0.00	(74,175.50)	7.28 %
201	Social Security	(158,889.00)	0.00	(158,889.00)	6,353.11	6,353.11	0.00	(152,535.89)	4.00 %
204	State Retirement	(248,504.00)	0.00	(248,504.00)	10,456.05	10,456.05	0.00	(238,047.95)	4.21 %
206	Life Insurance	(835.00)	0.00	(835.00)	66.49	66.49	0.00	(768.51)	7.96 %
207	Medical Insurance	(511,367.00)	0.00	(511,367.00)	42,595.15	42,595.15	0.00	(468,771.85)	8.33 %
208	Dental Insurance	(8,700.00)	0.00	(8,700.00)	300.00	300.00	0.00	(8,400.00)	3.45 %
210	Unemployment Compensation	(500.00)	0.00	(500.00)	465.00	465.00	0.00	(35.00)	93.00 %
212	Employer Medicare	(37,167.00)	0.00	(37,167.00)	1,485.82	1,485.82	0.00	(35,681.18)	4.00 %
307	Communication	(42,000.00)	0.00	(42,000.00)	3,303.61	3,303.61	841.67	(37,854.72)	9.87 %
336	Maintenance And Repair Services-Equipr	(1,000.00)	0.00	(1,000.00)	0.00	0.00	0.00	(1,000.00)	0.00 %
355	Travel	(2,500.00)	0.00	(2,500.00)	0.00	0.00	0.00	(2,500.00)	0.00 %
399	Other Contracted Services	(45,000.00)	0.00	(45,000.00)	0.00	0.00	35,479.44	(9,520.56)	78.84 %
499	Other Supplies And Materials	(6,000.00)	0.00	(6,000.00)	0.00	0.00	5,100.00	(900.00)	85.00 %
599	Other Charges	(1,000.00)	0.00	(1,000.00)	0.00	0.00	200.00	(800.00)	20.00 %
701	Administration Equipment	(2,000.00)	0.00	(2,000.00)	0.00	0.00	0.00	(2,000.00)	0.00 %
Total 72410		**(3,628,177.00)**	**0.00**	**(3,628,177.00)**	**167,494.60**	**167,494.60**	**41,621.11**	**(3,419,061.29)**	**5.76 %**
72510									
105	Supervisor/Director	(62,000.00)	0.00	(62,000.00)	6,923.07	6,923.07	0.00	(55,076.93)	11.17 %
162	Clerical Personnel	(184,163.00)	0.00	(184,163.00)	18,350.68	18,350.68	0.00	(165,812.32)	9.96 %
201	Social Security	(15,262.00)	0.00	(15,262.00)	1,566.96	1,566.96	0.00	(13,695.04)	10.27 %
204	State Retirement	(17,231.00)	0.00	(17,231.00)	1,769.16	1,769.16	0.00	(15,461.84)	10.27 %
206	Life Insurance	(79.00)	0.00	(79.00)	6.00	6.00	0.00	(73.00)	7.59 %
207	Medical Insurance	(45,641.00)	0.00	(45,641.00)	3,396.84	3,396.84	0.00	(42,244.16)	7.44 %

Fund : 141 General Purpose School

Account Number	Account Description	Budget Amount	Budget Amendments	Amended Budget	Month-to-Date Expenditures	Year-to-Date Expenditures	Outstanding Encumbrances	Unencumbered Balance	% Of Budget Exp
72510									
208	Dental Insurance	(825.00)	0.00	(825.00)	0.00	0.00	0.00	(825.00)	0.00 %
210	Unemployment Compensation	(140.00)	0.00	(140.00)	130.00	130.00	0.00	(10.00)	92.86 %
212	Employer Medicare	(3,569.00)	0.00	(3,569.00)	366.45	366.45	0.00	(3,202.55)	10.27 %
320	Dues And Memberships	(1,610.00)	0.00	(1,610.00)	0.00	0.00	0.00	(1,610.00)	0.00 %
336	Maintenance And Repair Services-Equipr	(1,000.00)	0.00	(1,000.00)	0.00	0.00	0.00	(1,000.00)	0.00 %
355	Travel	(4,400.00)	0.00	(4,400.00)	0.00	0.00	0.00	(4,400.00)	0.00 %
399	Other Contracted Services	(24,159.00)	0.00	(24,159.00)	6,562.35	6,562.35	0.00	(17,596.65)	27.16 %
411	Data Processing Supplies	(5,000.00)	0.00	(5,000.00)	0.00	0.00	1,200.00	(3,800.00)	24.00 %
435	Office Supplies	(2,000.00)	0.00	(2,000.00)	0.00	0.00	1,300.00	(700.00)	65.00 %
499	Other Supplies And Materials	(1,500.00)	0.00	(1,500.00)	0.00	0.00	0.00	(1,500.00)	0.00 %
599	Other Charges	(500.00)	0.00	(500.00)	0.00	0.00	0.00	(500.00)	0.00 %
701	Administration Equipment	(2,000.00)	0.00	(2,000.00)	0.00	0.00	0.00	(2,000.00)	0.00 %
Total 72510		**(371,079.00)**	**0.00**	**(371,079.00)**	**39,071.51**	**39,071.51**	**2,500.00**	**(329,507.49)**	**11.20 %**
72610									
166	Custodial Personnel	(925,636.00)	0.00	(925,636.00)	92,602.86	92,602.86	0.00	(833,033.14)	10.00 %
189	Other Salaries & Wages	(127,928.00)	0.00	(127,928.00)	15,089.04	15,089.04	0.00	(112,838.96)	11.79 %
201	Social Security	(65,631.00)	0.00	(65,631.00)	6,676.88	6,676.88	0.00	(58,954.12)	10.17 %
204	State Retirement	(69,635.00)	0.00	(69,635.00)	7,365.57	7,365.57	0.00	(62,269.43)	10.58 %
206	Life Insurance	(950.00)	0.00	(950.00)	46.67	46.67	0.00	(903.33)	4.91 %
207	Medical Insurance	(280,000.00)	0.00	(280,000.00)	22,760.42	22,760.42	0.00	(257,239.58)	8.13 %
208	Dental Insurance	(5,000.00)	0.00	(5,000.00)	0.00	0.00	0.00	(5,000.00)	0.00 %
210	Unemployment Compensation	(2,500.00)	0.00	(2,500.00)	2,325.00	2,325.00	0.00	(175.00)	93.00 %
212	Employer Medicare	(15,277.00)	0.00	(15,277.00)	1,561.55	1,561.55	0.00	(13,715.45)	10.22 %
336	Maintenance And Repair Services-Equipr	(5,000.00)	0.00	(5,000.00)	0.00	0.00	3,000.00	(2,000.00)	60.00 %
355	Travel	(4,000.00)	0.00	(4,000.00)	241.58	241.58	0.00	(3,758.42)	6.04 %
399	Other Contracted Services	(28,000.00)	0.00	(28,000.00)	6,402.82	6,402.82	20,080.18	(1,517.00)	94.58 %
410	Custodial Supplies	(114,000.00)	0.00	(114,000.00)	0.00	0.00	25,502.95	(88,497.05)	22.37 %
415	Electricity	(1,000,000.00)	0.00	(1,000,000.00)	1,301.00	1,301.00	0.00	(998,699.00)	0.13 %
434	Natural Gas	(100,000.00)	0.00	(100,000.00)	317.17	317.17	0.00	(99,682.83)	0.32 %
454	Water And Sewer	(185,000.00)	0.00	(185,000.00)	4,952.33	4,952.33	0.00	(180,047.67)	2.68 %
499	Other Supplies And Materials	(5,000.00)	0.00	(5,000.00)	2,593.00	2,593.00	0.00	(2,407.00)	51.86 %
599	Other Charges	(1,000.00)	0.00	(1,000.00)	58.32	58.32	591.68	(350.00)	65.00 %
720	Plant Operation Equipment	(15,000.00)	0.00	(15,000.00)	0.00	0.00	0.00	(15,000.00)	0.00 %

Fund : 141 General Purpose School

Account Number	Account Desciption	Budget Amount	Budget Amendments	Amended Budget	Month-to-Date Expenditures	Year-to-Date Expenditures	Outstanding Encumbrances	Unencumbered Balance	% Of Budget Exp
72610									
Total 72610		**(2,949,557.00)**	**0.00**	**(2,949,557.00)**	**164,294.21**	**164,294.21**	**49,174.81**	**(2,736,087.98)**	**7.24 %**
72620									
105	Supervisor/Director	(57,263.00)	0.00	(57,263.00)	6,318.81	6,318.81	0.00	(50,944.19)	11.03 %
162	Clerical Personnel	(33,197.00)	0.00	(33,197.00)	3,648.00	3,648.00	0.00	(29,549.00)	10.99 %
167	Maintenance Personnel	(333,320.00)	0.00	(333,320.00)	33,840.00	33,840.00	0.00	(299,480.00)	10.15 %
201	Social Security	(26,275.00)	0.00	(26,275.00)	2,716.02	2,716.02	0.00	(23,558.98)	10.34 %
204	State Retirement	(29,665.00)	0.00	(29,665.00)	3,066.48	3,066.48	0.00	(26,598.52)	10.34 %
206	Life Insurance	(160.00)	0.00	(160.00)	12.00	12.00	0.00	(148.00)	7.50 %
207	Medical Insurance	(78,000.00)	0.00	(78,000.00)	6,425.00	6,425.00	0.00	(71,575.00)	8.24 %
208	Dental Insurance	(1,650.00)	0.00	(1,650.00)	0.00	0.00	0.00	(1,650.00)	0.00 %
210	Unemployment Compensation	(380.00)	0.00	(380.00)	353.00	353.00	0.00	(27.00)	92.89 %
212	Employer Medicare	(6,145.00)	0.00	(6,145.00)	635.21	635.21	0.00	(5,509.79)	10.34 %
307	Communication	(1,400.00)	0.00	(1,400.00)	79.97	79.97	920.03	(400.00)	71.43 %
329	Laundry Service	(5,000.00)	0.00	(5,000.00)	0.00	0.00	5,000.00	0.00	100.00 %
335	Maintenance And Repair Services-Buildir	(150,000.00)	0.00	(150,000.00)	116.44	116.44	65,476.36	(84,407.20)	43.73 %
336	Maintenance And Repair Services-Equipr	(50,000.00)	0.00	(50,000.00)	0.00	0.00	18,000.00	(32,000.00)	36.00 %
355	Travel	(500.00)	0.00	(500.00)	0.00	0.00	0.00	(500.00)	0.00 %
399	Other Contracted Services	(34,000.00)	0.00	(34,000.00)	254.97	254.97	18,011.47	(15,733.56)	53.72 %
418	Equipment And Machinery Parts	(15,000.00)	0.00	(15,000.00)	0.00	0.00	8,449.00	(6,551.00)	56.33 %
499	Other Supplies And Materials	(22,500.00)	0.00	(22,500.00)	0.00	0.00	16,500.00	(6,000.00)	73.33 %
599	Other Charges	(11,000.00)	0.00	(11,000.00)	553.20	553.20	8,450.00	(1,996.80)	81.85 %
717	Maintenance Equipment	(4,750.00)	0.00	(4,750.00)	0.00	0.00	0.00	(4,750.00)	0.00 %
Total 72620		**(860,205.00)**	**0.00**	**(860,205.00)**	**58,019.10**	**58,019.10**	**140,806.86**	**(661,379.04)**	**23.11 %**
72710									
142	Mechanic(S)	(233,280.00)	0.00	(233,280.00)	25,980.00	25,980.00	0.00	(207,300.00)	11.14 %
146	Bus Drivers	(1,026,675.00)	0.00	(1,026,675.00)	1,215.34	1,215.34	0.00	(1,025,459.66)	0.12 %
189	Other Salaries & Wages	(184,329.00)	0.00	(184,329.00)	0.00	0.00	0.00	(184,329.00)	0.00 %
201	Social Security	(89,546.00)	0.00	(89,546.00)	1,652.92	1,652.92	0.00	(87,893.08)	1.85 %
204	State Retirement	(101,100.00)	0.00	(101,100.00)	1,866.20	1,866.20	0.00	(99,233.80)	1.85 %
206	Life Insurance	(1,440.00)	0.00	(1,440.00)	82.87	82.87	0.00	(1,357.13)	5.75 %
207	Medical Insurance	(343,846.00)	0.00	(343,846.00)	32,440.38	32,440.38	0.00	(311,405.62)	9.43 %
208	Dental Insurance	(6,750.00)	0.00	(6,750.00)	150.00	150.00	0.00	(6,600.00)	2.22 %

Fund : 141 General Purpose School

Account Number	Account Desciption	Budget Amount	Budget Amendments	Amended Budget	Month-to-Date Expenditures	Year-to-Date Expenditures	Outstanding Encumbrances	Unencumbered Balance	% Of Budget Exp
72710									
210	Unemployment Compensation	(3,200.00)	0.00	(3,200.00)	2,976.00	2,976.00	0.00	(224.00)	93.00 %
212	Employer Medicare	(20,943.00)	0.00	(20,943.00)	394.34	394.34	0.00	(20,548.66)	1.88 %
307	Communication	(2,500.00)	0.00	(2,500.00)	138.29	138.29	1,861.71	(500.00)	80.00 %
329	Laundry Service	(5,000.00)	0.00	(5,000.00)	0.00	0.00	5,000.00	0.00	100.00 %
338	Maintenance And Repair Services-Vehicl	(8,000.00)	0.00	(8,000.00)	0.00	0.00	4,000.00	(4,000.00)	50.00 %
340	Medical And Dental Services	(14,500.00)	0.00	(14,500.00)	2,166.00	2,166.00	0.00	(12,334.00)	14.94 %
351	Rentals	(300.00)	0.00	(300.00)	0.00	0.00	0.00	(300.00)	0.00 %
355	Travel	(6,750.00)	0.00	(6,750.00)	0.00	0.00	0.00	(6,750.00)	0.00 %
399	Other Contracted Services	(500.00)	0.00	(500.00)	0.00	0.00	500.00	0.00	100.00 %
412	Diesel Fuel	(365,000.00)	0.00	(365,000.00)	(1,582.02)	(1,582.02)	0.00	(366,582.02)	-0.43 %
424	Garage Supplies	(5,500.00)	0.00	(5,500.00)	0.00	0.00	1,375.00	(4,125.00)	25.00 %
425	Gasoline	(40,000.00)	0.00	(40,000.00)	1,676.71	1,676.71	0.00	(38,323.29)	4.19 %
433	Lubricants	(18,000.00)	0.00	(18,000.00)	0.00	0.00	5,000.00	(13,000.00)	27.78 %
450	Tires And Tubes	(45,000.00)	0.00	(45,000.00)	0.00	0.00	45,000.00	0.00	100.00 %
453	Vehicle Parts	(215,000.00)	0.00	(215,000.00)	0.00	0.00	58,200.00	(156,800.00)	27.07 %
499	Other Supplies And Materials	(17,500.00)	0.00	(17,500.00)	0.00	0.00	7,100.00	(10,400.00)	40.57 %
599	Other Charges	(16,000.00)	0.00	(16,000.00)	3,727.10	3,727.10	16,016.80	3,743.90	123.40 %
729	Transportation Equipment	(9,000.00)	0.00	(9,000.00)	0.00	0.00	0.00	(9,000.00)	0.00 %
Total 72710		**(2,779,659.00)**	**0.00**	**(2,779,659.00)**	**72,884.13**	**72,884.13**	**144,053.51**	**(2,562,721.36)**	**7.80 %**
72810									
189	Other Salaries & Wages	(89,057.00)	0.00	(89,057.00)	1,043.20	1,043.20	0.00	(88,013.80)	1.17 %
201	Social Security	(5,522.00)	0.00	(5,522.00)	64.68	64.68	0.00	(5,457.32)	1.17 %
204	State Retirement	(3,043.00)	0.00	(3,043.00)	73.02	73.02	0.00	(2,969.98)	2.40 %
206	Life Insurance	(72.00)	0.00	(72.00)	2.40	2.40	0.00	(69.60)	3.33 %
207	Medical Insurance	(15,424.00)	0.00	(15,424.00)	1,296.88	1,296.88	0.00	(14,127.12)	8.41 %
208	Dental Insurance	(369.00)	0.00	(369.00)	0.00	0.00	0.00	(369.00)	0.00 %
210	Unemployment Compensation	(217.00)	0.00	(217.00)	126.00	126.00	0.00	(91.00)	58.06 %
212	Employer Medicare	(1,291.00)	0.00	(1,291.00)	15.12	15.12	0.00	(1,275.88)	1.17 %
Total 72810		**(114,995.00)**	**0.00**	**(114,995.00)**	**2,621.30**	**2,621.30**	**0.00**	**(112,373.70)**	**2.28 %**
73300									
105	Supervisor/Director	(11,000.00)	0.00	(11,000.00)	0.00	0.00	0.00	(11,000.00)	0.00 %
116	Teachers	(30,280.00)	0.00	(30,280.00)	0.00	0.00	0.00	(30,280.00)	0.00 %

Fund : **141** **General Purpose School**

Account Number	Account Desciption	Budget Amount	Budget Amendments	Amended Budget	Month-to-Date Expenditures	Year-to-Date Expenditures	Outstanding Encumbrances	Unencumbered Balance	% Of Budget Exp
73300									
162	Clerical Personnel	(15,000.00)	0.00	(15,000.00)	2,059.82	2,059.82	0.00	(12,940.18)	13.73 %
163	Educational Assistants	(24,383.00)	0.00	(24,383.00)	0.00	0.00	0.00	(24,383.00)	0.00 %
189	Other Salaries & Wages	(755,471.00)	0.00	(755,471.00)	43,660.61	43,660.61	0.00	(711,810.39)	5.78 %
201	Social Security	(50,510.00)	0.00	(50,510.00)	2,873.85	2,873.85	0.00	(47,636.15)	5.69 %
204	State Retirement	(49,188.92)	0.00	(49,188.92)	3,079.96	3,079.96	0.00	(46,108.96)	6.26 %
206	Life Insurance	(240.00)	0.00	(240.00)	19.98	19.98	0.00	(220.02)	8.33 %
207	Medical Insurance	(117,430.92)	0.00	(117,430.92)	8,529.74	8,529.74	0.00	(108,901.18)	7.26 %
208	Dental Insurance	(1,800.00)	0.00	(1,800.00)	0.00	0.00	0.00	(1,800.00)	0.00 %
210	Unemployment Compensation	(500.00)	0.00	(500.00)	465.00	465.00	0.00	(35.00)	93.00 %
212	Employer Medicare	(12,263.68)	0.00	(12,263.68)	678.88	678.88	0.00	(11,584.80)	5.54 %
217	Retirement - Hybrid Stabilization	(259.00)	0.00	(259.00)	0.00	0.00	0.00	(259.00)	0.00 %
307	Communication	(400.00)	0.00	(400.00)	0.00	0.00	0.00	(400.00)	0.00 %
355	Travel	(10,924.00)	0.00	(10,924.00)	1,582.02	1,582.02	0.00	(9,341.98)	14.48 %
422	Food Supplies	(2,500.00)	0.00	(2,500.00)	0.00	0.00	2,000.00	(500.00)	80.00 %
429	Instructional Supplies	(40,800.00)	0.00	(40,800.00)	0.00	0.00	9,435.60	(31,364.40)	23.13 %
499	Other Supplies And Materials	(38,623.00)	0.00	(38,623.00)	97.37	97.37	7,050.00	(31,475.63)	18.51 %

Fund : 141 General Purpose School

Account Number	Account Description	Budget Amount	Budget Amendments	Amended Budget	Month-to-Date Expenditures	Year-to-Date Expenditures	Outstanding Encumbrances	Unencumbered Balance	% Of Budget Exp
73300									
524	In-Service/Staff Development	(8,474.00)	0.00	(8,474.00)	1,096.93	1,096.93	0.00	(7,377.07)	12.94 %
599	Other Charges	(28,068.00)	0.00	(28,068.00)	0.00	0.00	0.00	(28,068.00)	0.00 %
Total 73300	**Community Services**	**(1,198,115.52)**	**0.00**	**(1,198,115.52)**	**64,144.16**	**64,144.16**	**18,485.60**	**(1,115,485.76)**	**6.90 %**
73400									
105	Supervisor/Director	(18,433.00)	0.00	(18,433.00)	1,542.90	1,542.90	0.00	(16,890.10)	8.37 %
116	Teachers	(700,000.00)	0.00	(700,000.00)	0.00	0.00	0.00	(700,000.00)	0.00 %
162	Clerical Personnel	(16,600.00)	0.00	(16,600.00)	2,310.40	2,310.40	0.00	(14,289.60)	13.92 %
163	Educational Assistants	(81,700.00)	0.00	(81,700.00)	0.00	0.00	0.00	(81,700.00)	0.00 %
195	Certified Substitute Teachers	(1,500.00)	0.00	(1,500.00)	0.00	0.00	0.00	(1,500.00)	0.00 %
198	Non-Certified Substitute Teachers	(3,500.00)	0.00	(3,500.00)	0.00	0.00	0.00	(3,500.00)	0.00 %
201	Social Security	(50,700.00)	0.00	(50,700.00)	238.90	238.90	0.00	(50,461.10)	0.47 %
204	State Retirement	(81,250.00)	0.00	(81,250.00)	320.18	320.18	0.00	(80,929.82)	0.39 %
206	Life Insurance	(310.00)	0.00	(310.00)	24.89	24.89	0.00	(285.11)	8.03 %
207	Medical Insurance	(159,000.00)	0.00	(159,000.00)	12,832.73	12,832.73	0.00	(146,167.27)	8.07 %
208	Dental Insurance	(3,225.00)	0.00	(3,225.00)	0.00	0.00	0.00	(3,225.00)	0.00 %
210	Unemployment Compensation	(900.00)	0.00	(900.00)	837.00	837.00	0.00	(63.00)	93.00 %
212	Employer Medicare	(11,900.00)	0.00	(11,900.00)	55.88	55.88	0.00	(11,844.12)	0.47 %
217	Retirement - Hybrid Stabilization	(800.00)	0.00	(800.00)	0.00	0.00	0.00	(800.00)	0.00 %
310	Contracts With Other Public Agencies	(188,000.00)	0.00	(188,000.00)	0.00	0.00	12,100.00	(175,900.00)	6.44 %
336	Maintenance And Repair Services-Equipr	(2,000.00)	0.00	(2,000.00)	0.00	0.00	17.21	(1,982.79)	0.86 %
429	Instructional Supplies	(68,208.00)	0.00	(68,208.00)	537.64	537.64	29,404.98	(38,265.38)	43.90 %
499	Other Supplies And Materials	(11,000.00)	0.00	(11,000.00)	78.08	78.08	2,367.41	(8,554.51)	22.23 %
524	In-Service/Staff Development	(1,000.00)	0.00	(1,000.00)	0.00	0.00	0.00	(1,000.00)	0.00 %
722	Regular Instruction Equipment	(2,870.00)	0.00	(2,870.00)	0.00	0.00	0.00	(2,870.00)	0.00 %
Total 73400		**(1,402,896.00)**	**0.00**	**(1,402,896.00)**	**18,778.60**	**18,778.60**	**43,889.60**	**(1,340,227.80)**	**4.47 %**
76100									
707	Building Improvements	(5,000.00)	0.00	(5,000.00)	0.00	0.00	0.00	(5,000.00)	0.00 %
Total 76100		**(5,000.00)**	**0.00**	**(5,000.00)**	**0.00**	**0.00**	**0.00**	**(5,000.00)**	**0.00 %**
Total		**(51,189,087.00)**	**0.00**	**(51,189,087.00)**	**1,396,531.86**	**1,396,531.86**	**607,105.64**	**(49,185,449.50)**	**3.91 %**
Total		**(51,189,087.00)**	**0.00**	**(51,189,087.00)**	**1,396,531.86**	**1,396,531.86**	**607,105.64**	**(49,185,449.50)**	**3.91 %**
Total For Fund:	**141**	**(51,189,087.00)**	**0.00**	**(51,189,087.00)**	**1,396,531.86**	**1,396,531.86**	**607,105.64**	**(49,185,449.50)**	**3.91 %**

Fund: 142 School Federal Projects

AccountNumber	Account Description	Ending Balance
11130	Cash In Bank	0.00
11140	Cash With Trustee	155,182.00
11440	Due From Other Funds	0.00
14100	Estimated Revenues	6,094,089.03
14200	Unliquidated Encumbrances (Control)	459,548.08
14500	Expenditures - Current Year (Control)	107,498.98
14600	Exp Chgd To Reserve For Prior Yrs Enc	988.26
	Total Assets	**6,817,306.35**
	Total Assets and Deferred Outflows of Resources	**6,817,306.35**
21100	Accounts Payable	(2,772.80)
21310	Income Tax Withheld And Unpaid	0.00
21320	Social Security Tax	0.00
21325	Employee Medicare Deduction	0.00
21330	Retirement Contributions	3.63
21331	401k Great West	0.00
21341	Gr Co Teacher Ins	(39,665.88)
21342	Usable Life	(76.82)
21353	Usable Cancer	273.52
21380	Credit Union Deductions	0.00
21391	Association Dues	101.80
28100	Appropriations (Control)	(6,094,089.03)
	Total Liabilities	**(6,136,225.58)**
34110	Encumbrances - Current Year	(459,548.08)
34120	Encumbrances - Prior Year	(5,761.70)
34555	Restricted For Education	(15,080.99)
39000	Unassigned	(200,000.00)
	Total Equities	**(680,390.77)**
	Total Liabilities, Deferred Inflows of Resources, and Fund Balances	**(6,816,616.35)**
		690.00

Fund Totals: 142 School Federal Projects

Fund : **142** School Federal Projects

Monthly Comparative 8.33%

				Total Estimated	MTD Realized	YTD Realized	Unrealized	% Realized
010	-47141 -	.	Title 1 Grants To Local Educ Agencies	131,500.00	0.00	0.00	131,500.00	0.00%
100	-47141 -	.	Title 1 Grants To Local Educ Agencies	2,025,357.00	0.00	0.00	2,025,357.00	0.00%
110	-47141 -	.	Title 1 Grants To Local Educ Agencies	38,740.00	0.00	0.00	38,740.00	0.00%
175	-47301 -	.	COVID-19 Grant #1	1,562,629.09	0.00	0.00	1,562,629.09	0.00%
200	-47189 -	.	Eisenhower Prof Development State	285,834.00	0.00	0.00	285,834.00	0.00%
301	-47146 -	.	English Language Acquisition Grants	6,831.18	0.00	0.00	6,831.18	0.00%
500	-47148 -	.	Rural Education	117,379.47	0.00	0.00	117,379.47	0.00%
800	-47131 -	.	Vocational Educ - Basic Grants To	131,010.29	0.00	0.00	131,010.29	0.00%
891	-47145 -	.	Special Education Preschool Grants	35,539.00	0.00	0.00	35,539.00	0.00%
892	-47143 -	.	Special Education - Grants To States	10,000.00	0.00	0.00	10,000.00	0.00%
893	-47143 -	.	Special Education - Grants To States	20,000.00	0.00	0.00	20,000.00	0.00%
900	-47143 -	.	Special Education - Grants To States	1,683,341.00	0.00	0.00	1,683,341.00	0.00%
910	-47145 -	.	Special Education Preschool Grants	45,928.00	0.00	0.00	45,928.00	0.00%
Total				**6,094,089.03**	**0.00**	**0.00**	**6,094,089.03**	**0.00 %**
Total				**6,094,089.03**	**0.00**	**0.00**	**6,094,089.03**	**0.00 %**
Total For Fund:	**142**			**6,094,089.03**	**0.00**	**0.00**	**6,094,089.03**	**0.00 %**

Fund : 142 School Federal Projects

Account Number	Account Desciption	Budget Amount	Budget Amendments	Amended Budget	Month-to-Date Expenditures	Year-to-Date Expenditures	Outstanding Encumbrances	Unencumbered Balance	% Of Budget Exp
71100	**Regular Instruction Program**								
116	Teachers	(987,200.00)	0.00	(987,200.00)	440.00	440.00	0.00	(986,760.00)	0.04 %
163	Educational Assistants	(160,444.00)	0.00	(160,444.00)	0.00	0.00	0.00	(160,444.00)	0.00 %
195	Certified Substitute Teachers	(5,000.00)	0.00	(5,000.00)	0.00	0.00	0.00	(5,000.00)	0.00 %
198	Non-Certified Substitute Teachers	(5,000.00)	0.00	(5,000.00)	0.00	0.00	0.00	(5,000.00)	0.00 %
201	Social Security	(72,460.00)	0.00	(72,460.00)	27.28	27.28	0.00	(72,432.72)	0.04 %
204	State Retirement	(114,750.00)	0.00	(114,750.00)	45.19	45.19	0.00	(114,704.81)	0.04 %
206	Life Insurance	(270.00)	0.00	(270.00)	21.58	21.58	0.00	(248.42)	7.99 %
207	Medical Insurance	(163,494.00)	0.00	(163,494.00)	14,405.42	14,405.42	0.00	(149,088.58)	8.81 %
208	Dental Insurance	(2,700.00)	0.00	(2,700.00)	0.00	0.00	0.00	(2,700.00)	0.00 %
210	Unemployment Compensation	(1,700.00)	0.00	(1,700.00)	779.19	779.19	0.00	(920.81)	45.83 %
212	Employer Medicare	(17,300.00)	0.00	(17,300.00)	6.38	6.38	0.00	(17,293.62)	0.04 %
299	Other Fringe Benefits	(1,892.00)	0.00	(1,892.00)	0.00	0.00	0.00	(1,892.00)	0.00 %
429	Instructional Supplies	(547,674.65)	127,300.00	(420,374.65)	10,199.00	10,199.00	27,581.31	(382,594.34)	8.99 %
471	Software	(371,000.00)	0.00	(371,000.00)	0.00	0.00	172,151.27	(198,848.73)	46.40 %
499	Other Supplies And Materials	(10,000.00)	0.00	(10,000.00)	0.00	0.00	0.00	(10,000.00)	0.00 %
722	Regular Instruction Equipment	(100,500.00)	(98,800.00)	(199,300.00)	0.00	0.00	79,350.00	(119,950.00)	39.81 %
Total 71100	**Regular Instruction Program**	**(2,561,384.65)**	**28,500.00**	**(2,532,884.65)**	**25,924.04**	**25,924.04**	**279,082.58**	**(2,227,878.03)**	**12.04 %**
71150	**Alternative Instruction Program**								
116	Teachers	(20,013.00)	0.00	(20,013.00)	0.00	0.00	0.00	(20,013.00)	0.00 %
201	Social Security	(1,241.00)	0.00	(1,241.00)	0.00	0.00	0.00	(1,241.00)	0.00 %
204	State Retirement	(2,128.00)	0.00	(2,128.00)	0.00	0.00	0.00	(2,128.00)	0.00 %
206	Life Insurance	(6.00)	0.00	(6.00)	0.00	0.00	0.00	(6.00)	0.00 %
207	Medical Insurance	(3,133.00)	0.00	(3,133.00)	0.00	0.00	0.00	(3,133.00)	0.00 %
208	Dental Insurance	(60.00)	0.00	(60.00)	0.00	0.00	0.00	(60.00)	0.00 %
210	Unemployment Compensation	(10.00)	0.00	(10.00)	0.00	0.00	0.00	(10.00)	0.00 %
212	Employer Medicare	(291.00)	0.00	(291.00)	0.00	0.00	0.00	(291.00)	0.00 %
Total 71150	**Alternative Instruction**	**(26,882.00)**	**0.00**	**(26,882.00)**	**0.00**	**0.00**	**0.00**	**(26,882.00)**	**0.00 %**
71200	**Special Education Program**								
116	Teachers	(367,143.00)	0.00	(367,143.00)	0.00	0.00	0.00	(367,143.00)	0.00 %
163	Educational Assistants	(423,449.93)	0.00	(423,449.93)	0.00	0.00	0.00	(423,449.93)	0.00 %
171	Speech Pathologist	(93,649.00)	0.00	(93,649.00)	0.00	0.00	0.00	(93,649.00)	0.00 %
195	Certified Substitute Teachers	(2,800.00)	0.00	(2,800.00)	0.00	0.00	0.00	(2,800.00)	0.00 %
198	Non-Certified Substitute Teachers	(7,395.00)	0.00	(7,395.00)	0.00	0.00	0.00	(7,395.00)	0.00 %

Fund : 142 School Federal Projects

Account Number	Account Desciption	Budget Amount	Budget Amendments	Amended Budget	Month-to-Date Expenditures	Year-to-Date Expenditures	Outstanding Encumbrances	Unencumbered Balance	% Of Budget Exp
71200	**Special Education Program**								
201	Social Security	(58,171.00)	0.00	(58,171.00)	0.00	0.00	0.00	(58,171.00)	0.00 %
204	State Retirement	(75,274.00)	0.00	(75,274.00)	0.00	0.00	0.00	(75,274.00)	0.00 %
206	Life Insurance	(448.00)	0.00	(448.00)	34.55	34.55	0.00	(413.45)	7.71 %
207	Medical Insurance	(255,095.00)	0.00	(255,095.00)	16,696.04	16,696.04	0.00	(238,398.96)	6.55 %
208	Dental Insurance	(4,650.00)	0.00	(4,650.00)	0.00	0.00	0.00	(4,650.00)	0.00 %
210	Unemployment Compensation	(1,053.00)	0.00	(1,053.00)	850.00	850.00	0.00	(203.00)	80.72 %
212	Employer Medicare	(13,613.00)	0.00	(13,613.00)	0.00	0.00	0.00	(13,613.00)	0.00 %
312	Contracts With Private Agencies	(26,768.00)	0.00	(26,768.00)	0.00	0.00	0.00	(26,768.00)	0.00 %
336	Maintenance And Repair Services-Equipr	(13,500.00)	0.00	(13,500.00)	0.00	0.00	0.00	(13,500.00)	0.00 %
399	Other Contracted Services	(500.00)	0.00	(500.00)	0.00	0.00	0.00	(500.00)	0.00 %
429	Instructional Supplies	(59,558.07)	0.00	(59,558.07)	0.00	0.00	0.00	(59,558.07)	0.00 %
499	Other Supplies And Materials	(11,571.00)	0.00	(11,571.00)	0.00	0.00	0.00	(11,571.00)	0.00 %
725	Special Education Equipment	(500.00)	0.00	(500.00)	0.00	0.00	209.00	(291.00)	41.80 %
Total 71200	**Special Education Program**	**(1,415,138.00)**	**0.00**	**(1,415,138.00)**	**17,580.59**	**17,580.59**	**209.00**	**(1,397,348.41)**	**1.26 %**
71300	**Vocational Education Program**								
429	Instructional Supplies	(131,010.29)	131,010.29	0.00	0.00	0.00	0.00	0.00	100.00 %
499	Other Supplies And Materials	(6,049.00)	0.00	(6,049.00)	0.00	0.00	3,500.00	(2,549.00)	57.86 %
730	Vocational Instruction Equipment	(5,200.00)	0.00	(5,200.00)	0.00	0.00	35,764.20	30,564.20	687.77 %
Total 71300	**Vocational Education Program**	**(142,259.29)**	**131,010.29**	**(11,249.00)**	**0.00**	**0.00**	**39,264.20**	**28,015.20**	**349.05**
72120	**Health Services**								
499	Other Supplies And Materials	(10,000.00)	0.00	(10,000.00)	0.00	0.00	10,000.00	0.00	100.00 %
Total 72120	**Health Services**	**(10,000.00)**	**0.00**	**(10,000.00)**	**0.00**	**0.00**	**10,000.00**	**0.00**	**100.00**
72130	**Other Student Support**								
123	Guidance Personnel	(103,700.00)	0.00	(103,700.00)	0.00	0.00	0.00	(103,700.00)	0.00 %
189	Other Salaries & Wages	(52,000.00)	0.00	(52,000.00)	322.48	322.48	0.00	(51,677.52)	0.62 %
201	Social Security	(9,900.00)	0.00	(9,900.00)	19.99	19.99	0.00	(9,880.01)	0.20 %
204	State Retirement	(16,850.00)	0.00	(16,850.00)	22.57	22.57	0.00	(16,827.43)	0.13 %
206	Life Insurance	(37.00)	0.00	(37.00)	2.40	2.40	0.00	(34.60)	6.49 %
207	Medical Insurance	(20,500.00)	0.00	(20,500.00)	1,288.67	1,288.67	0.00	(19,211.33)	6.29 %
208	Dental Insurance	(450.00)	0.00	(450.00)	0.00	0.00	0.00	(450.00)	0.00 %
210	Unemployment Compensation	(150.00)	0.00	(150.00)	0.00	0.00	0.00	(150.00)	0.00 %
212	Employer Medicare	(2,500.00)	0.00	(2,500.00)	4.68	4.68	0.00	(2,495.32)	0.19 %
307	Communication	(7,000.00)	0.00	(7,000.00)	0.00	0.00	7,000.00	0.00	100.00 %

Fund : 142 School Federal Projects

Account Number	Account Desciption	Budget Amount	Budget Amendments	Amended Budget	Month-to-Date Expenditures	Year-to-Date Expenditures	Outstanding Encumbrances	Unencumbered Balance	% Of Budget Exp
72130	**Other Student Support**								
348	Postal Charges	(29,000.00)	0.00	(29,000.00)	0.00	0.00	0.00	(29,000.00)	0.00 %
355	Travel	(5,402.06)	0.00	(5,402.06)	0.00	0.00	0.00	(5,402.06)	0.00 %
399	Other Contracted Services	(104,808.23)	0.00	(104,808.23)	26,202.06	26,202.06	0.00	(78,606.17)	25.00 %
499	Other Supplies And Materials	(33,600.00)	0.00	(33,600.00)	0.00	0.00	0.00	(33,600.00)	0.00 %
524	In-Service/Staff Development	(6,551.00)	0.00	(6,551.00)	0.00	0.00	0.00	(6,551.00)	0.00 %
599	Other Charges	(7,000.00)	0.00	(7,000.00)	0.00	0.00	0.00	(7,000.00)	0.00 %
Total 72130	**Other Student Support**	**(399,448.29)**	**0.00**	**(399,448.29)**	**27,862.85**	**27,862.85**	**7,000.00**	**(364,585.44)**	**8.73 %**
72210	**Regular Instruction Program**								
105	Supervisor/Director	(59,000.00)	0.00	(59,000.00)	4,628.67	4,628.67	0.00	(54,371.33)	7.85 %
137	Education Media Personnel	(62,000.00)	62,000.00	0.00	0.00	0.00	0.00	0.00	100.00 %
161	Secretary(S)	(28,000.00)	0.00	(28,000.00)	2,021.60	2,021.60	0.00	(25,978.40)	7.22 %
189	Other Salaries & Wages	(190,000.00)	0.00	(190,000.00)	0.00	0.00	0.00	(190,000.00)	0.00 %
201	Social Security	(21,400.00)	4,000.00	(17,400.00)	412.33	412.33	0.00	(16,987.67)	2.37 %
204	State Retirement	(33,500.00)	4,500.00	(29,000.00)	616.86	616.86	0.00	(28,383.14)	2.13 %
206	Life Insurance	(100.00)	50.00	(50.00)	4.19	4.19	0.00	(45.81)	8.38 %
207	Medical Insurance	(44,977.00)	8,250.00	(36,727.00)	3,244.90	3,244.90	0.00	(33,482.10)	8.84 %
208	Dental Insurance	(725.00)	150.00	(575.00)	0.00	0.00	0.00	(575.00)	0.00 %
210	Unemployment Compensation	(220.00)	50.00	(170.00)	170.00	170.00	0.00	0.00	100.00 %
212	Employer Medicare	(5,070.00)	1,000.00	(4,070.00)	96.43	96.43	0.00	(3,973.57)	2.37 %
355	Travel	(4,000.00)	0.00	(4,000.00)	0.00	0.00	0.00	(4,000.00)	0.00 %
499	Other Supplies And Materials	(125,277.00)	112,200.00	(13,077.00)	0.00	0.00	0.00	(13,077.00)	0.00 %
524	In-Service/Staff Development	(86,365.00)	0.00	(86,365.00)	1,941.80	1,941.80	2,773.20	(81,650.00)	5.46 %
599	Other Charges	(33,000.00)	0.00	(33,000.00)	0.00	0.00	1,500.00	(31,500.00)	4.55 %
790	Other Equipment	(2,500.00)	(112,200.00)	(114,700.00)	0.00	0.00	112,761.00	(1,939.00)	98.31 %
Total 72210	**Regular Instruction Program**	**(696,134.00)**	**80,000.00**	**(616,134.00)**	**13,136.78**	**13,136.78**	**117,034.20**	**(485,963.02)**	**21.13 %**
72215	**Alternative Instruction Program**								
123	Guidance Personnel	(8,041.00)	0.00	(8,041.00)	0.00	0.00	0.00	(8,041.00)	0.00 %
201	Social Security	(499.00)	0.00	(499.00)	0.00	0.00	0.00	(499.00)	0.00 %
204	State Retirement	(855.00)	0.00	(855.00)	0.00	0.00	0.00	(855.00)	0.00 %
206	Life Insurance	(3.00)	0.00	(3.00)	0.00	0.00	0.00	(3.00)	0.00 %
207	Medical Insurance	(1,371.00)	0.00	(1,371.00)	0.00	0.00	0.00	(1,371.00)	0.00 %
208	Dental Insurance	(27.00)	0.00	(27.00)	0.00	0.00	0.00	(27.00)	0.00 %
210	Unemployment Compensation	(5.00)	0.00	(5.00)	0.00	0.00	0.00	(5.00)	0.00 %

Fund : 142 School Federal Projects

Account Number	Account Desciption	Budget Amount	Budget Amendments	Amended Budget	Month-to-Date Expenditures	Year-to-Date Expenditures	Outstanding Encumbrances	Unencumbered Balance	% Of Budget Exp
72215	**Alternative Instruction Program**								
212	Employer Medicare	(117.00)	0.00	(117.00)	0.00	0.00	0.00	(117.00)	0.00 %
Total 72215	**Alternative Instruction**	**(10,918.00)**	**0.00**	**(10,918.00)**	**0.00**	**0.00**	**0.00**	**(10,918.00)**	**0.00 %**
72220	**Special Education Program**								
161	Secretary(S)	(30,984.00)	0.00	(30,984.00)	3,234.56	3,234.56	0.00	(27,749.44)	10.44 %
189	Other Salaries & Wages	(222,504.00)	0.00	(222,504.00)	4,201.82	4,201.82	0.00	(218,302.18)	1.89 %
201	Social Security	(15,705.00)	0.00	(15,705.00)	461.06	461.06	0.00	(15,243.94)	2.94 %
204	State Retirement	(24,311.00)	0.00	(24,311.00)	520.54	520.54	0.00	(23,790.46)	2.14 %
206	Life Insurance	(77.00)	0.00	(77.00)	6.30	6.30	0.00	(70.70)	8.18 %
207	Medical Insurance	(50,920.00)	0.00	(50,920.00)	4,030.85	4,030.85	0.00	(46,889.15)	7.92 %
208	Dental Insurance	(788.00)	0.00	(788.00)	0.00	0.00	0.00	(788.00)	0.00 %
210	Unemployment Compensation	(157.00)	0.00	(157.00)	0.00	0.00	0.00	(157.00)	0.00 %
212	Employer Medicare	(3,674.00)	0.00	(3,674.00)	107.84	107.84	0.00	(3,566.16)	2.94 %
312	Contracts With Private Agencies	(60,000.00)	0.00	(60,000.00)	0.00	0.00	0.00	(60,000.00)	0.00 %
336	Maintenance And Repair Services-Equipr	(50.00)	0.00	(50.00)	0.00	0.00	0.00	(50.00)	0.00 %
348	Postal Charges	(50.00)	0.00	(50.00)	0.00	0.00	0.00	(50.00)	0.00 %
355	Travel	(8,000.00)	0.00	(8,000.00)	0.00	0.00	0.00	(8,000.00)	0.00 %
399	Other Contracted Services	(250.00)	0.00	(250.00)	0.00	0.00	0.00	(250.00)	0.00 %
499	Other Supplies And Materials	(500.00)	0.00	(500.00)	0.00	0.00	0.00	(500.00)	0.00 %
524	In-Service/Staff Development	(7,500.00)	0.00	(7,500.00)	0.00	0.00	0.00	(7,500.00)	0.00 %
599	Other Charges	(1,200.00)	0.00	(1,200.00)	0.00	0.00	0.00	(1,200.00)	0.00 %
Total 72220	**Special Education Program**	**(426,670.00)**	**0.00**	**(426,670.00)**	**12,562.97**	**12,562.97**	**0.00**	**(414,107.03)**	**2.94 %**
72230	**Vocational Education Program**								
524	In-Service/Staff Development	(3,000.00)	0.00	(3,000.00)	0.00	0.00	0.00	(3,000.00)	0.00 %
Total 72230	**Vocational Education Program**	**(3,000.00)**	**0.00**	**(3,000.00)**	**0.00**	**0.00**	**0.00**	**(3,000.00)**	**0.00 %**
72250	**Technology**								
138	Instructional Computer Personnel	0.00	(62,000.00)	(62,000.00)	0.00	0.00	0.00	(62,000.00)	0.00 %
201	Social Security	0.00	(4,000.00)	(4,000.00)	0.00	0.00	0.00	(4,000.00)	0.00 %
204	State Retirement	0.00	(4,500.00)	(4,500.00)	0.00	0.00	0.00	(4,500.00)	0.00 %
206	Life Insurance	0.00	(50.00)	(50.00)	0.00	0.00	0.00	(50.00)	0.00 %
207	Medical Insurance	0.00	(8,250.00)	(8,250.00)	0.00	0.00	0.00	(8,250.00)	0.00 %
208	Dental Insurance	0.00	(150.00)	(150.00)	0.00	0.00	0.00	(150.00)	0.00 %
210	Unemployment Compensation	0.00	(50.00)	(50.00)	0.00	0.00	0.00	(50.00)	0.00 %
212	Employer Medicare	0.00	(1,000.00)	(1,000.00)	0.00	0.00	0.00	(1,000.00)	0.00 %

Fund : 142 School Federal Projects

Account Number	Account Desciption	Budget Amount	Budget Amendments	Amended Budget	Month-to-Date Expenditures	Year-to-Date Expenditures	Outstanding Encumbrances	Unencumbered Balance	% Of Budget Exp
72250	**Technology**								
350	Internet Connectivity	0.00	(28,500.00)	(28,500.00)	0.00	0.00	4,046.00	(24,454.00)	14.20 %
Total 72250	**Technology**	**0.00**	**(108,500.00)**	**(108,500.00)**	**0.00**	**0.00**	**4,046.00**	**(104,454.00)**	**3.73 %**
72610	**Operation Of Plant**								
166	Custodial Personnel	(173,000.00)	0.00	(173,000.00)	9,257.72	9,257.72	0.00	(163,742.28)	5.35 %
201	Social Security	(11,000.00)	0.00	(11,000.00)	553.01	553.01	0.00	(10,446.99)	5.03 %
204	State Retirement	0.00	0.00	0.00	486.81	486.81	0.00	486.81	100.00 %
212	Employer Medicare	(2,600.00)	0.00	(2,600.00)	134.21	134.21	0.00	(2,465.79)	5.16 %
410	Custodial Supplies	(54,665.09)	0.00	(54,665.09)	0.00	0.00	2,912.10	(51,752.99)	5.33 %
Total 72610	**Operation Of Plant**	**(241,265.09)**	**0.00**	**(241,265.09)**	**10,431.75**	**10,431.75**	**2,912.10**	**(227,921.24)**	**5.53 %**
72710	**Transportation**								
146	Bus Drivers	(173,000.00)	0.00	(173,000.00)	0.00	0.00	0.00	(173,000.00)	0.00 %
201	Social Security	(11,000.00)	0.00	(11,000.00)	0.00	0.00	0.00	(11,000.00)	0.00 %
204	State Retirement	(13,000.00)	0.00	(13,000.00)	0.00	0.00	0.00	(13,000.00)	0.00 %
212	Employer Medicare	(3,000.00)	0.00	(3,000.00)	0.00	0.00	0.00	(3,000.00)	0.00 %
Total 72710	**Transportation**	**(200,000.00)**	**0.00**	**(200,000.00)**	**0.00**	**0.00**	**0.00**	**(200,000.00)**	**0.00 %**
99100	**Transfers Out**								
504	Indirect Cost	(92,000.00)	0.00	(92,000.00)	0.00	0.00	0.00	(92,000.00)	0.00 %
Total 99100	**Transfers Out**	**(92,000.00)**	**0.00**	**(92,000.00)**	**0.00**	**0.00**	**0.00**	**(92,000.00)**	**0.00 %**
Total		**(6,225,099.32)**	**131,010.29**	**(6,094,089.03)**	**107,498.98**	**107,498.98**	**459,548.08**	**(5,527,041.97)**	**9.30 %**
Total		**(6,225,099.32)**	**131,010.29**	**(6,094,089.03)**	**107,498.98**	**107,498.98**	**459,548.08**	**(5,527,041.97)**	**9.30 %**
Total For Fund:	**142**	**(6,225,099.32)**	**131,010.29**	**(6,094,089.03)**	**107,498.98**	**107,498.98**	**459,548.08**	**(5,527,041.97)**	**9.30 %**

Greene County Board of Education
Balance Sheet (Landscape)
July 2020

Fund : 143 Central Cafeteria

Account Number	Account Description	Balance
	Assets	
143-11130- - -	Cash In Bank	2,325.30
143-11140- - -	Cash With Trustee	1,256,365.16
143-14100- - -	Estimated Revenues	4,125,263.00
143-14200- - -	Unliquidated Encumbrances (Control)	20,231.50
143-14500- - -	Expenditures - Current Year (Control)	13,409.58
	Total Assets	**5,417,594.54**
	Total Assets and Deferred Outflows of Resources	**5,417,594.54**
	Liabilities	
143-21100- - -	Accounts Payable	(487.77)
143-21310- - -	Income Tax Withheld And Unpaid	117.17
143-21320- - -	Social Security Tax	176.38
143-21325- - -	Employee Medicare Deduction	41.24
143-21330- - -	Retirement Contributions	170.67
143-21341- - -	Gr Co Teacher Ins	(627.00)
143-21342- - -	Usable Life	(1.20)
143-21370- - -	Usable Disability	(118.94)
143-28100- - -	Appropriations (Control)	(4,125,263.00)
143-28500- - -	Revenues (Control)	(173,192.05)
	Total Liabilities	**(4,299,184.50)**
143-34110- - -	Encumbrances - Current Year	(20,231.50)
143-34120- - -	Encumbrances - Prior Year	(207,412.90)
143-34570- - -	Restricted For Operation Of Non-Inst Ser	(890,765.64)
	Total Equities	**(1,118,410.04)**
	Total Liabilities, Deferred Inflows of Resources, and Fund Bala	**(5,417,594.54)**
Fund Totals: 143	**Central Cafeteria**	**0.00**

Template Name: LGC Defined
Created by: LGC
Revenue Statement
by Sub Fund

Greene County Board of Education
Statement of Revenues by Sub-Fund

July 2020

User: Diane Coles
Date/Time: 8/10/2020 9:25 AM

Fund : 143 Central Cafeteria

		Original Est	Amendments	Total Estimated	YTD Realized	Unrealized		Current Revenue
43521	Lunch Payments-Children	501,785.00	0.00	501,785.00	0.00	501,785.00	0.00%	0.00
43522	Lunch Payments-Adults	85,541.00	0.00	85,541.00	0.00	85,541.00	0.00%	0.00
43523	Income From Breakfast	157,329.00	0.00	157,329.00	0.00	157,329.00	0.00%	0.00
43525	A La Carte Sales	400,263.00	0.00	400,263.00	(10,931.05)	389,331.95	2.73%	(10,931.05)
43000	**TOTAL CHARGES FOR CURRENT SERVICES**	**1,144,918.00**	**0.00**	**1,144,918.00**	**(10,931.05)**	**1,133,986.95**	**0.95%**	**(10,931.05)**
44110	Interest Earned	1,000.00	0.00	1,000.00	0.00	1,000.00	0.00%	0.00
44000	**TOTAL OTHER LOCAL REVENUE**	**1,000.00**	**0.00**	**1,000.00**	**0.00**	**1,000.00**	**0.00%**	**0.00**
46520	School Food Service	32,880.00	0.00	32,880.00	0.00	32,880.00	0.00%	0.00
46000	**TOTAL STATE OF TENNESSEE**	**32,880.00**	**0.00**	**32,880.00**	**0.00**	**32,880.00**	**0.00%**	**0.00**
47111	Section4-Lunch	2,044,213.00	0.00	2,044,213.00	(101,101.00)	1,943,112.00	4.95%	(101,101.00)
47112	USDA Commodities	254,376.00	0.00	254,376.00	0.00	254,376.00	0.00%	0.00
47113	Breakfast	599,016.00	0.00	599,016.00	(61,160.00)	537,856.00	10.21%	(61,160.00)
47114	USDA - Other	48,860.00	0.00	48,860.00	0.00	48,860.00	0.00%	0.00
47000	**TOTAL FEDERAL GOVERNMENT**	**2,946,465.00**	**0.00**	**2,946,465.00**	**(162,261.00)**	**2,784,204.00**	**5.51%**	**(162,261.00)**
49800	Operating Transfers	0.00	0.00	0.00	0.00	0.00	0.00%	0.00
49000	**TOTAL OPERATING TRANSFERS**	**0.00**	**0.00**	**0.00**	**0.00**	**0.00**	**0.00%**	**0.00**
Total For Fund:	**143**	**4,125,263.00**	**0.00**	**4,125,263.00**	**(173,192.05)**	**3,952,070.95**	**4.20%**	**(173,192.05)**

Template Name: LGC Defined
Created by: LGC

Greene County Board of Education
Statement of Expenditures Summary by Obj by Fund
July 2020

User: Diane Coles
Date/Time: 8/17/2020 11:06 AM

Fund : **143** **Central Cafeteria**

Account Number	Account Desciption	Budget Amount	Budget Amendments	Amended Budget	Month-to-Date Expenditures	Year-to-Date Expenditures	Outstanding Encumbrances	Unencumbered Balance	% Of Budget Exp
73100									
162	Clerical Personnel	(39,210.00)	0.00	(39,210.00)	4,267.20	4,267.20	0.00	(34,942.80)	10.88 %
201	Social Security	(2,450.00)	0.00	(2,450.00)	264.57	264.57	0.00	(2,185.43)	10.80 %
204	State Retirement	(2,745.00)	0.00	(2,745.00)	298.71	298.71	0.00	(2,446.29)	10.88 %
206	Life Insurance	(15.00)	0.00	(15.00)	1.20	1.20	0.00	(13.80)	8.00 %
207	Medical Insurance	(8,050.00)	0.00	(8,050.00)	627.00	627.00	0.00	(7,423.00)	7.79 %
208	Dental Insurance	(150.00)	0.00	(150.00)	0.00	0.00	0.00	(150.00)	0.00 %
210	Unemployment Compensation	(30.00)	0.00	(30.00)	0.00	0.00	0.00	(30.00)	0.00 %
212	Employer Medicare	(575.00)	0.00	(575.00)	61.87	61.87	0.00	(513.13)	10.76 %
307	Communication	(11,000.00)	0.00	(11,000.00)	1,186.99	1,186.99	0.00	(9,813.01)	10.79 %
336	Maintenance And Repair Services-Equipr	(35,000.00)	0.00	(35,000.00)	0.00	0.00	15,000.00	(20,000.00)	42.86 %
348	Postal Charges	(2,500.00)	0.00	(2,500.00)	2,500.00	2,500.00	0.00	0.00	100.00 %
349	Printing, Stationery And Forms	(2,500.00)	0.00	(2,500.00)	2,000.00	2,000.00	0.00	(500.00)	80.00 %
355	Travel	(500.00)	0.00	(500.00)	0.00	0.00	0.00	(500.00)	0.00 %
399	Other Contracted Services	(3,512,258.00)	0.00	(3,512,258.00)	585.00	585.00	0.00	(3,511,673.00)	0.02 %
435	Office Supplies	(2,000.00)	0.00	(2,000.00)	0.00	0.00	5,000.00	3,000.00	250.00 %
469	Usda - Commodities	(254,376.00)	0.00	(254,376.00)	0.00	0.00	0.00	(254,376.00)	0.00 %
499	Other Supplies And Materials	(10,000.00)	0.00	(10,000.00)	1,617.04	1,617.04	231.50	(8,151.46)	18.49 %
599	Other Charges	(15,000.00)	0.00	(15,000.00)	0.00	0.00	0.00	(15,000.00)	0.00 %
710	Food Service Equipment	(226,904.00)	0.00	(226,904.00)	0.00	0.00	0.00	(226,904.00)	0.00 %
Total 73100	**Food Service**	**(4,125,263.00)**	**0.00**	**(4,125,263.00)**	**13,409.58**	**13,409.58**	**20,231.50**	**(4,091,621.92)**	**0.82 %**
Total		**(4,125,263.00)**	**0.00**	**(4,125,263.00)**	**13,409.58**	**13,409.58**	**20,231.50**	**(4,091,621.92)**	**0.82 %**
Total		**(4,125,263.00)**	**0.00**	**(4,125,263.00)**	**13,409.58**	**13,409.58**	**20,231.50**	**(4,091,621.92)**	**0.82 %**
Total For Fund:	**143**	**(4,125,263.00)**	**0.00**	**(4,125,263.00)**	**13,409.58**	**13,409.58**	**20,231.50**	**(4,091,621.92)**	**0.82 %**

Greene County Board of Education
Balance Sheet (Landscape)
July 2020

Fund : 177 Education Capital Projects

Account Number	Account Description	Balance
	Assets	
177-11140- - -	Cash With Trustee	666,115.39
177-11430- - -	Due From Other Governments	266,913.00
177-11500- - -	Property Taxes Receivable	845,820.00
177-11510- - -	Allowance For Uncollectable Property Tax	(22,136.00)
177-14100- - -	Estimated Revenues	712,650.00
177-14500- - -	Expenditures - Current Year (Control)	87.86
	Total Assets	**2,469,450.25**
	Total Assets and Deferred Outflows of Resources	**2,469,450.25**
	Liabilities	
177-28100- - -	Appropriations (Control)	(712,650.00)
177-28500- - -	Revenues (Control)	(3,342.95)
177-29940- - -	Deferred Current Property Taxes	(803,766.00)
177-29945- - -	Deferred Delinquent Property Taxes	(19,918.00)
	Total Liabilities	**(1,539,676.95)**
177-34120- - -	Encumbrances - Prior Year	(381,971.00)
177-39000- - -	Unassigned	(547,802.30)
	Total Equities	**(929,773.30)**
	Total Liabilities, Deferred Inflows of Resources, and Fund Bala	**(2,469,450.25)**
Fund Totals: 177	**Education Capital Projects**	**0.00**

Template Name: LGC Defined
Created by: LGC
Revenue Statement
by Sub Fund

Greene County Board of Education
Statement of Revenues by Sub-Fund

July 2020

User: Diane Coles
Date/Time: 8/10/2020 09:46 AM

Fund : 177 Education Capital Projects

		Original Est	Amendments	Total Estimated	YTD Realized	Unrealized	% Realized	Current Revenue
40110	Current Property Tax	650,000.00	0.00	650,000.00	2.48	650,002.48	0.00%	2.48
40120	Trustee's Collections-Prior Year	22,500.00	0.00	22,500.00	(500.57)	21,999.43	2.22%	(500.57)
40125	Trustee Collection Bankruptcy	50.00	0.00	50.00	0.00	50.00	0.00%	0.00
40130	Circuit Clerk	7,000.00	0.00	7,000.00	(1,424.68)	5,575.32	20.35%	(1,424.68)
40140	Interest & Penalty	7,500.00	0.00	7,500.00	(816.83)	6,683.17	10.89%	(816.83)
40161	Payments in Lieu of Taxes TVA	350.00	0.00	350.00	(35.45)	314.55	10.13%	(35.45)
40162	Payment in Lieu of Taxes Local Utility	1,000.00	0.00	1,000.00	(124.91)	875.09	12.49%	(124.91)
40163	Payment in Lieu of Taxes Other	1,250.00	0.00	1,250.00	(51.03)	1,198.97	4.08%	(51.03)
40320	Bank Excise	3,000.00	0.00	3,000.00	0.00	3,000.00	0.00%	0.00
40000	**TOTAL LOCAL TAXES**	**692,650.00**	**0.00**	**692,650.00**	**(2,950.99)**	**689,699.01**	**0.43%**	**(2,950.99)**
44110	Interest Earned	20,000.00	0.00	20,000.00	(391.96)	19,608.04	1.96%	(391.96)
44000	**TOTAL OTHER LOCAL REVENUE**	**20,000.00**	**0.00**	**20,000.00**	**(391.96)**	**19,608.04**	**1.96%**	**(391.96)**
46990	Other State Revenues	0.00	0.00	0.00	0.00	0.00	0.00%	0.00
49700	Insurance Recovery	0.00	0.00	0.00	0.00	0.00	0.00%	0.00
46000	**TOTAL STATE OF TENNESSEE**	**0.00**	**0.00**	**0.00**	**0.00**	**0.00**	**0.00%**	**0.00**
Total		**712,650.00**	**0.00**	**712,650.00**	**(3,342.95)**	**709,307.05**	**0.47%**	**(3,342.95)**

Greene County Board of Education
Statement of Expenditures Summary by Obj by Fund
July 2020

Fund : **177** **Education Capital Projects**

Account Number	Account Desciption	Budget Amount	Budget Amendments	Amended Budget	Month-to-Date Expenditures	Year-to-Date Expenditures	Outstanding Encumbrances	Unencumbered Balance	% Of Budget Exp
72310									
510	Trustee's Commission	(23,920.00)	0.00	(23,920.00)	87.86	87.86	0.00	(23,832.14)	0.37 %
Total 72310		**(23,920.00)**	**0.00**	**(23,920.00)**	**87.86**	**87.86**	**0.00**	**(23,832.14)**	**0.37 %**
91300									
707	Building Improvements	(128,730.00)	0.00	(128,730.00)	0.00	0.00	0.00	(128,730.00)	0.00 %
729	Transportation Equipment	(560,000.00)	0.00	(560,000.00)	0.00	0.00	0.00	(560,000.00)	0.00 %
Total 91300		**(688,730.00)**	**0.00**	**(688,730.00)**	**0.00**	**0.00**	**0.00**	**(688,730.00)**	**0.00 %**
Total		**(712,650.00)**	**0.00**	**(712,650.00)**	**87.86**	**87.86**	**0.00**	**(712,562.14)**	**0.01 %**
Total		**(712,650.00)**	**0.00**	**(712,650.00)**	**87.86**	**87.86**	**0.00**	**(712,562.14)**	**0.01 %**
Total For Fund:	**177**	**(712,650.00)**	**0.00**	**(712,650.00)**	**87.86**	**87.86**	**0.00**	**(712,562.14)**	**0.01 %**

GREENE COUNTY SOLID WASTE

DATE AUG '20	TONS	TRANSFER STATION	LOADS	BUS.	DEMO	COPPER/ BRASS	PLASTIC	O.C.C.	O.N.P.	ALUM	BATT	USED OIL	TIRE WGT	TIRE COUNT	RADIATOR	TIN/ LIGHT STEEL	FENCE WIRE	USED ANTIFREEZE
1*	18.63		5	1														
3	125.2	117.25	47	32	3.86			7280					0.14	12		1060		
4	53.88	171.37	25	17	13.03		4100						0.28	24		6320		
5	55.05	106.77	39	27	2.47			5380					4.13	359		2720		
6	82.41	149.66	30	19	5.89											4940		
7	61.66	116.81	19	14	4.86			10880					0.26	23		4520		
8*	18.84		5	1														
10	145.15	129.62	51	35	9.23			6300					0.33	29		4720		
11	65.33	143.91	23	15	11.65		4220						1.25	109		4880		
12	51.60	159.6	36	23	1.02			5300		1040			7.28	633		5320		
13	72.33	143.68	31	20	5.06	673			16740	324		480	0.34	30		6060		
14	71.16	138.3	17	12	0.97			9960					0.16	14		2260		
15*	17.62		5	1														
17	112.27	177.57	43	28	7.06			6320					1.9	165		5640		
18	47.82	139.73	25	15	10.46		4280						0.26	23		9960		
19	56.11	138.2	47	29				4380					2.34	204		1840		
20	78.25	131.59	27	16	4.69							420	0.31	27		3120		
21	58.39	134.0	18	13	6.56			8740					1.98	172		2940		
22*	16.62		5	1														
24	136.64	110.57	38	26	2.67			8300					0.55	48		8000		
25	52.27	130.16	28	19	15.17		3180						0.6	52		6520		
26	49.08	182.29	40	27	1.25								3.13	272				
27	78.42	114.12	22	16	1.25				11960							3060		
28	61.29	132.75	19	14	7.26			8920								4080		
29*	9.2		5	1														
31	120.2	141.35	52	34	2.97			8840					2.78	242		4460		
JULY DIFF										2210			4	347		83200	5120	
	TONS	TONS	#	#	TONS	LBS	LBS	LBS	LBS	LBS	LBS	GALS	TONS	#	LBS	LBS	LBS	GALS
	1715.42	2909.3	702	456	117.38	673	15780	90600	28700	3574	0	900	32.02	2785	0	175620	5120	0

*= SATURDAY TOTALS

JULY DIFF= amounts collected after July report turned in

GREENE COUNTY SOLID WASTE GAS/ MILEAGE REPORT

FISCAL YEAR '21 AUGUST

TRUCK #	YEAR	MAKE	Beginning Mileage	Ending Mileage	Fuel/gas	Fuel/diesel	Fuel Cost	Miles Traveled	USE
1	2019	MACK	49490	51838		630.339	1391.32	2348	FRONT LOADER
2	2004	MACK	278552	278552			0	0	FRONT LOADER
3	2013	F-250	132561	133331		15.657	36	770	DIRECTOR
4	1985	IH DUMP	269764	269764	0			0	ROCK TRUCK
5	2001	F-150	164673	165445	40.421		72	772	MOWER TRUCK
6	1997	F-350	267677	267971		14.291	31	294	DEMO/METAL
7	2000	MACK	300851	300981		21.75	50	130	FRONT LOADER
8	2018	MACK	54403	57106		490.494	1127.64	2703	FL/ RECYCLE
9	2006	MACK	81323	81564		48.496	108.01	241	ROLL OFF
12	2008	F-250 4 X 4	150810	152411	166.876		297.52	1601	SUPERVISOR
13	1984	C-10	83273	85000	89.009		202.59	1727	CENTER MAINT.
14	2014	MACK	100413	102592		408.752	922.28	2179	ROLL OFF
15	2014	MACK	143892	146544		461.182	1041.04	2652	ROLL OFF
16	2014	MACK	66024	69781		706.062	1573.08	3757	ROLL OFF
17	2014	MACK	106894	107088		26.097	60	194	ROLL OFF
19	2007	F-250 4 X 4	212400	213032	61.864		118	632	MECHANIC/ MAINT.
20	2001	CHEVY VAN	115531	115844	50.936		121.71	313	VAN INMATES
21	2007	MACK	200000	200000				0	FRONT LOADER
22	2001	F-350	271158	271431		22.321	50.65	273	DEMO/METAL
23	2001	MACK	429216	431388		496.124	1095.03	2172	FRONT LOADER
25	2003	F-350	242214	242214				0	DEMO/METAL
26	2020	F-350	11034	12680		171.755	379.37	1646	DEMO/METAL
27	2020	F-350	11286	12621		139.606	311.78	1335	DEMO/METAL
28	2007	F-550	300672	301577		77.903	167.64	905	MECHANIC/ MAINT.
29	2014	MACK	375301	375400				99	FRONT LOADER
						2791.76	6015.16		TRANSFER STATION TRUCKS
Shop Fuel					10.225	58.904	148.21		
TOTALS					**419.331**	**6581.493**	**15320.03**	**26743**	

FL= FRONT LOADER

GREENE COUNTY SOLID WASTE

COMPACTOR TONS PER DAY

WEEK OF 8/3/20	8/3/2020	8/4/2020	8/5/2020	8/6/2020	8/7/2020		8/8/2020
CENTER	MONDAY	TUESDAY	WEDNESDAY	THURSDAY	FRIDAY	TOTAL	SAT
AFTON	19.29				24.09	43.38	
BAILEYTON	7.78			6.51		14.29	
CLEAR SPRINGS						0	
CROSS ANCHOR			7.98			7.98	
DEBUSK			9.08		3.83	12.91	
GREYSTONE		8.75				8.75	
HAL HENARD	14.65			15.54		30.19	
HORSE CREEK	7.1			8.32		20.33	4.91
McDONALD	6.08			5.4		11.48	
OREBANK			6.7			6.7	
ROMEO	9.09		5.62			14.71	
ST. JAMES		8.16			5.89	14.05	
SUNNYSIDE		7.91			8.55	16.46	
WALKERTOWN	6.81		6.04			17.95	5.1
WEST GREENE	22.45			21.81		44.26	
WEST PINES					3.55	3.55	
CHUCKEY-DOAK						0	
MOSHEIM						0	
WEST GREENE HS						0	
GRAND TOTAL	93.25	24.82	35.42	57.58	45.91	266.99	10.01

GREENE COUNTY SOLID WASTE

COMPACTOR TONS PER DAY

WEEK OF 8/10/20	8/10/2020	8/11/2020	8/12/2020	8/13/2020	8/14/2020		8/15/2020
CENTER	MONDAY	TUESDAY	WEDNESDAY	THURSDAY	FRIDAY	TOTAL	SAT
AFTON	19.43				23.71	43.14	
BAILEYTON	8.87			6.14		15.01	
CLEAR SPRINGS			10.04			10.04	
CROSS ANCHOR		8.25			6.61	14.86	
DEBUSK		7.3			6.14	13.44	
GREYSTONE	9.42			5.7		15.12	
HAL HENARD	7.48	9.08		7.18	7.12	30.86	
HORSE CREEK	6.59			7.57		18.69	4.53
McDONALD	7.67			5.12		12.79	
OREBANK		7.62				7.62	
ROMEO	9.1		5.91			15.01	
ST. JAMES			8.51	1.23		9.74	
SUNNYSIDE		7.19			5.91	13.1	
WALKERTOWN	6.59		5.05			16.36	4.72
WEST GREENE	23.39			22.09		45.48	
WEST PINES		5.48			6.51	11.99	
CHUCKEY-DOAK			5.68			5.68	
MOSHEIM						0	
WEST GREENE HS						0	
GRAND TOTAL	98.54	44.92	35.19	55.03	56	298.93	9.25

GREENE COUNTY SOLID WASTE

COMPACTOR TONS PER DAY

WEEK OF 8/17/20	8/17/2020	8/18/2020	8/19/2020	8/20/2020	8/21/2020		8/22/2020
CENTER	MONDAY	TUESDAY	WEDNESDAY	THURSDAY	FRIDAY	TOTAL	SAT
AFTON	17.15				24.08	41.23	
BAILEYTON	6.87			6.61		13.48	
CLEAR SPRINGS						0	
CROSS ANCHOR			6.98			6.98	
DEBUSK			8.79		3.85	12.64	
GREYSTONE		9.4				9.4	
HAL HENARD	15.06			18		33.06	
HORSE CREEK	4.29			9.55		18.23	4.39
McDONALD	5.52			4.62		10.14	
OREBANK			7.35			7.35	
ROMEO	6.04		6.23			12.27	
ST. JAMES		6.33			6.15	12.48	
SUNNYSIDE		4.48			7.47	11.95	
WALKERTOWN	4.4		7.94			17.05	4.71
WEST GREENE	21.66			22.85		44.51	
WEST PINES		6.02			5.2	11.22	
CHUCKEY-DOAK						0	
MOSHEIM						0	
WEST GREENE HS						0	
GRAND TOTAL	80.99	26.23	37.29	61.63	46.75	261.99	9.1

GREENE COUNTY SOLID WASTE

COMPACTOR TONS PER DAY

WEEK OF 8/24/20	8/24/2020	8/25/2020	8/26/2020	8/27/2020	8/28/2020		8/29/2020
CENTER	MONDAY	TUESDAY	WEDNESDAY	THURSDAY	FRIDAY	TOTAL	SAT
AFTON	21.23				22.4	43.63	
BAILEYTON	8.2			6.61		14.81	
CLEAR SPRINGS			9.1			9.1	
CROSS ANCHOR		8.22			6.38	14.6	
DEBUSK		7.17			5.71	12.88	
GREYSTONE	10.25			5.92		16.17	
HAL HENARD	13.95			15.58		29.53	
HORSE CREEK	6.95			8.54		19.71	4.22
McDONALD	7.52			5.05		12.57	
OREBANK		6.40				6.4	
ROMEO	9.01		5.27			14.28	
ST. JAMES			6.34			6.34	
SUNNYSIDE		5.59			7.91	13.5	
WALKERTOWN	6.79		6.26			18.03	4.98
WEST GREENE	19.18			20.73		39.91	
WEST PINES		5.71			6.24	11.95	
CHUCKEY-DOAK						0	
MOSHEIM						0	
WEST GREENE HS						0	
GRAND TOTAL	103.08	33.09	26.97	62.43	48.64	283.41	9.2

GREENE COUNTY SOLID WASTE

COMPACTOR TONS PER DAY

WEEK OF 8/31/20	8/31/2020					
CENTER	MONDAY	TUESDAY	WEDNESDAY	THURSDAY	FRIDAY	TOTAL
AFTON	19.27					19.27
BAILEYTON	5.72					5.72
CLEAR SPRINGS						0
CROSS ANCHOR						0
DEBUSK						0
GREYSTONE						0
HAL HENARD	5.61					5.61
HORSE CREEK	5.12					5.12
McDONALD	6.11					6.11
OREBANK						0
ROMEO	8.45					8.45
ST. JAMES						0
SUNNYSIDE						0
WALKERTOWN	5.38					5.38
WEST GREENE	19.71					19.71
WEST PINES						0
CHUCKEY-DOAK						0
MOSHEIM						0
WEST GREENE HS						0
GRAND TOTAL	75.37	0	0	0	0	75.37

GREENE COUNTY SOLID WASTE

COMPACTOR TOTALS FOR AUGUST 2020

AFTON	190.65
BAILEYTON	63.31
CLEAR SPRINGS	19.14
CROSS ANCHOR	44.42
DEBUSK	51.87
GREYSTONE	49.44
HAL HENARD	129.25
HORSE CREEK	82.08
McDONALD	53.09
OREBANK	28.07
ROMEO	64.72
ST. JAMES	42.61
SUNNYSIDE	55.01
WALKERTOWN	74.77
WEST GREENE	193.87
WEST PINES	38.71
CHUCKEY-DOAK	5.68
MOSHEIM	0
WEST GREENE HS	0
GRAND TOTAL	1186.69

Greene County Budget and Finance Committee
Meeting-Minutes August 5th 2020 Meeting
Greene County Annex Conference Room, Greeneville, Tennessee

MEMBERS PRESENT:

Mayor Kevin Morrison– Budget & Finance Chairman
Dale Tucker- Commissioner-VIA Zoom
Paul Burkey- Commissioner-VIA Zoom
Robin Quillen-Commissioner
John Waddle- Commissioner-VIA Zoom

ALSO:

Danny Lowery- Director of Finance-VIA Zoom
Ray Allen-Sheriff's Dept.
Sonja Forbes-Veterans
Pam Carpenter- VIA Zoom
David Beverly- Chief Deputy
Kevin Swatsell- Greene County Road Superintendent VIA Zoom
Regina Nuckols- Budget & Finance Secretary
Roger Woolsey- County Attorney
Erin Elmore-HR
Wesley Holt- Sheriff

OTHERS:

Eugenia Estes – Greeneville Sun Staff Writer
Reid Seals-WGRV News Media
Diane Coles- Greene County Schools Budget Director

CALL TO ORDER:

Mayor Kevin Morrison called the Budget & Finance committee meeting to order on Wednesday, August 5, 2020 at 1:00 P.M. in the Greene County Conference room at the Annex. A quorum was present.
Motion to approve the Budget & Finance minutes June 30th, 2020/July 2020 was made by Commissioner Quillen, seconded by Commissioner Burkey. Minutes carried.

BUDGET AMENDMENTS:

BUDGET AMENDMENTS NEEDING APPROVAL BY THE BUDGET & FINANCE COMMITTEE

Greene County Sheriff Wesley Holt requested that in the department of the Sheriff's Department, that $2,018 be transferred from Lieutenants (110), into Clerical Personnel (162) for an increase in pay to the Evidence Technician/Sex Offender Administrator. Money is available due to retirement of an employee.

Commissioner Quillen made a motion to approve the Sheriff's amendment requests. It was seconded by Commissioner Waddle, motion approved unanimously.

Greene County Sheriff Wesley Holt also requested that in the department of the Sheriff's Department, that $239,740 be transferred from Dispatchers/Radio Operators (148) into Clerical Personnel (162). Sheriff explained that the Dispatchers / Radio Operators have been paid out of line 148 which has caused confusion over the years. The new classification code 162 (Clerical Personnel) will be added to clear up any confusion with job responsibilities.

Commissioner Waddle made a motion to approve the sheriff's budget amendment requests. It was seconded by Commissioner Quillen. All were in favor.

RESOLUTIONS:

A. A Resolution to amend the Greene County Schools General Purpose School Fund 141 to reflect changes in revenues and expenditures for fiscal year 2020-2021. Commissioner Waddle made a motion to approve Resolution A. and it was seconded by Commissioner Burkey. All agreed.

B. A Resolution to amend the Greene County Schools Education Capital Projects Fund 177 to reflect changes in revenues & expenditures for the fiscal year 2020-2021. Commissioner Quillen made a motion to approve Resolution B. and it was seconded by Commissioner Waddle. All agreed.

C. A resolution of the Greene County Legislative Body to appropriate funds to the Other Public Safety Resource Officers Department in the amount of $15,100 to adjust certain salaries to that of Patrol Officers for the FYE June 30, 2021. Commissioner Quillen made a motion to approve Resolution C. and it was seconded by Commissioner Tucker. All agreed.

D. A resolution of the Greene County Legislative Body to appropriate funds to the Register of Deeds Department in the amount of $5,000 to establish and provide the "THANK A VET" PROGRAM for the FYE June 30, 2021. Commissioner Waddle made a motion to approve Resolution D. and it was seconded by Commissioner Tucker. All agreed.

Sheriff Wesley Holt stated that the jail was refurbished in 1987. The officers are running out of space. A dedicated interview room is needed. Discussions were to explore around the Greene County area for extra space. Possibly renting a portion of the Old Greene County Bank was mentioned.

The next scheduled meeting for the Budget & Finance meeting will be Wednesday, September 2nd at 1:00 P.M. in the conference room of the Greene County Annex building.

ADJOURNMENT:

Motion to adjourn was made by Commissioner Tucker at 1:48 PM., seconded by Commissioner Quillen.

Respectfully submitted,
Regina Nuckols
Budget & Finance Secretary

Greene County Insurance Committee
Regular Meeting-Minutes Open Session
July 22, 2020
Greene County Annex Greeneville, Tennessee

Members Present:

Danny Lowery-Budget Director	David Mclain- Dir of Schools	Kevin Morrison-Mayor
Erin Elmore-HR	Roger Woolsey-Cnty Atty	Wesley Holt- Sheriff By Zoom
Brad Peters-Comm. By Zoom	Kevin Swatsell- Road Sup By Zoom	William Dabbs-Comm
John Waddle-Comm By Zoom		

Also, Present:

Krystal Justis-Secretary	Tony Williamson- Trinity- By Zoom	Dr. Lewis- Ballad
Sandra Fowler-Atty Asst	Andrea Hillis-TSC by zoom	Bridget Bailey-Ballad by Zoom

Call to Order:
Mayor Morrison called meeting to order at 8:36 a.m. Meeting was held in person and by online web conference due to the COVID 19 to maintain social distancing. Quorum was present.

Minutes:
Minutes from the June 24, 2020 was approved with no opposition by a motion made by Erin Elmore and being seconded by Commissioner Dabbs.

Reports:
Danny Lowery presented the June, 2020 financials for 121 and 264 Funds. Motion to approve the reports was made by Commissioner Peters and was seconded by Commissioner Dabbs. Danny Lowery abstaining since they were his reports and Kevin Swatsell abstained due to coming in late.

Discussion:
Clinic had 201 visits in June with 159 visits in June of 2019.

Erin completed the new Biometric forms for employees that want to use their PCP.

Commissioner Dabbs informed the committee that he has had some complaints on the termination of Nation Wide 457 B plan. Roger Woolsey called Joy Rader Nunnally and she requested it be on record that she had talked to her employees and Mayor Morrison that she would not return back to work until she receives a negative Covid test and she was told that could take months. She also expressed her unhappiness with the county doing away with Nation Wide. Mrs. Nunnally was informed that Nation Wide chose not to put in a bid and the guaranteed rate was not an actual guarantee rate in the Nation Wide contract, they can change the rate at their discretion and the county was not going to be the fiduciary of these monies. Motion was then made by Commissioner Peters and was seconded by Danny Lowery to move onto the next item on the agenda.

Greene County Insurance Committee
Regular Meeting-Minutes Open Session
July 22, 2020
Greene County Annex Greeneville, Tennessee

Sheriff Holt brought numbers to the committee of those that would be potentially affected by the Bridge Plan and not be able to get thirty years of service in with TCRS and Greene County Government. Sheriff Holt will revise his numbers to include the hire dates of those employees and the committee will address the issue at the August meeting.

Motion was made by Danny Lowery and was seconded by Sheriff Holt to go into closed session.

Meeting was adjourned for closed session.

Open session was reconvened.

Claims:
Claims were discussed during closed session with no action being taken.

Commissioner Peters asked the committee what restrictions were on travel out side of the county due to Covid-19. Mayor Morrison informed the committee that any employee traveling outside of Greene County is required to do temperature checks by the department head or clinic and wear a mask. Employees are to self-isolate if any signs of symptoms and if tested they cannot return to work until they receive a negative result.

Motion was made by Roger Woolsey and was seconded by Danny Lowery to adjourn.

Meeting was adjourned.

Respectfully Submitted,
Krystal Justis

PROPERTY SALES COMMITTEE

November 5, 2019

Greene County Annex Building, Greeneville, Tennessee

MEMBERS PRESENT:

Mayor Kevin Morrison – Ex Officio
Lloyd "Hoot" Bowers – Commissioner
Lyle Parton – Commissioner
Jeffrey Bible – Commissioner

ALSO PRESENT: Roger Woolsey, County Attorney; Chuck Jeffers, Property Assessor; Nathan Holt, Trustee

MEMBER NOT PRESENT: Jason Cobble

CALL TO ORDER: Mayor Morrison called the meeting to order at 3:35 pm.

MINUTES: Lloyd "Hoot" Bowers made motion to accept with Lyle Parton second. Motion approved to accept minutes from August 6, 2019 meeting.

DISCUSSION: Mayor Morrison began the meeting by recognizing Property Assessor, Chuck Jeffers who was just awarded the first Three Star award. This award is given by his peers in the 95 counties in Tennessee. This is the highest award an Assessor can receive. This award just began and he received the very first one.

Nathan Holt stated that Greene County got 6 properties from the recent tax sale.

Roger asked about Naomi Gwinn and whether or not she ever got her deed. She is not present at this meeting and hasn't called into the Mayor's office. Nathan stated that Kay Armstrong's office got the funds, but Kay had to hold on to the funds until notified by Chancellor as to where to disburse the funds to. Roger then called Bill Nunnally on the phone and put him on the speaker phone. He asked that the Mayor's office send him a list of the things he was supposed to look up from the last meeting. These are the things he stated at last meeting:

- Find out more on the Naomi Gwinn property
- Check on certified order for the Staples and Wills lots
- Check with Ron Woods on City vs County concerning taxes
- Look into the 4 properties that may have been recorded in error.

Nathan went to see what he could pull up on Naomi Gwinn property. When he returned, he stated this was a property that we bought at a tax sale and then sold. Roger said he didn't remember her. The Mayor's Assistant, Kim Hinson, stated that she was called the office many times to inquire about the property and was one of the first to purchase. The money went to Kay. Lyle Parton stated she needs to get her deed because this just isn't right. Nathan said the fees now on that property are probably more than when it was listed. Roger stated this needs to go to Bill.

Lyle Parton made a motion to clear the taxes and give her a deed. Hoot Bowers second the motion.

Discussion then went to why the money was held in Kay's office. Mayor Morrison called Kay and put her on speaker phone. Kay stated she was still waiting on an order from the Chancellor for the resale property from 2017. Kay said she needs an order before she can do anything. Roger asked Kay if Bill had talked to her about this since the last meeting. She replied not that she remembers.

Mayor Morrison stated we need to get something in writing and get to her so this can be taken care of. Nathan Holt said the way it is being handled now, this won't happen again. Mayor Morrison stated they went to a seminar with a contractor that can sell these properties. Lyle Parton was not impressed. The system was not what was expected. Nathan stated he would like to see the tax sale more current by selling a year after sending to Kay.

Mayor Morrison directed the committee back to the motion that's on the table.

Motion to order the Clerk & Master's office to release the deed, to be sent from either Bill Nunnally or Roger Woolsey. No further discussion. All in favor.

Nathan then stated that after some checking, Naomi Gwinn does have her deed. Just need Kay Armstrong to release the funds to pay the back taxes. There was then discussion about city and county taxes owed.

Mayor Morrison then asked if there was any further discussion. All said no. Then he asked the committee if there was a need to schedule next meeting. Hoot Bowers suggested to just call when needed. All agreed.

With no further business, Hoot Bowers made the motion to adjourn. Lyle Parton second. All in favor. Motion to adjourn accepted. Meeting adjourned at 4:30pm.

Respectfully Submitted
Kimberly Hinson

Greeneville-Greene County Public Library

Board Meeting Minutes

July 27, 2020

The Greeneville-Greene County Public Library Board of Directors met for a regularly scheduled quarterly meeting on Monday, July 27, 2020 at 5:00 p.m. by Zoom due to restrictions from the COVID-19/coronavirus pandemic. The library is currently closed to the public due to the pandemic.

Board members in attendance were: Sangela Blue, Susan Brandon, Barbara Britton, Eleanor G'Fellers, Buddy Hawk, Ginny Kidwell and Butch Patterson. Greeneville-Greene County Public Library Director Erin Evans was present as well as Assistant Director Chris Gose. Holston River Regional Library Assistant Director Amy Kimani was in attendance. Eileen Frerking, President of Friends of the Library was also present.

Chairman Ginny Kidwell called the meeting to order.

Minutes for the April 27, 2020 meeting were unanimously approved as written on motion by Buddy Hawk, seconded by Sangela Blue.

Library Director Erin Evans discussed the financial report which reflected available funds of $28,034.14 on July 01, 2020. Director Evans reported having a good year despite the lengthy closure of the library due to the COVID-19 pandemic. Library was closed March 20 and was not able to reopen except for a few weeks in June. She advised being able to balance the budget with the $15,000 from Friends of the Library. The financial report stands as presented.

Director Erin Evans gave the Director's report with the 2nd quarter circulation statistics. With the closure of the library during the pandemic, it has been a learning curve. There were six new children for the summer reading program.

Assistant Director Chris Gose presented the Cox Library report which reflected 26 visitors through telephone calls and online requests which generated approximately $45. The air conditioner is now working.

Board Chair report was presented by Chairman Ginny Kidwell. The library is following the City of Greeneville's lead by closing when the City returned to the previous phase. By learning to conduct business in a new way with a new attitude, Chair Kidwell challenged the Board to think outside the box. We need to take advantage of this golden opportunity to look ahead utilizing the talent of our employees and technology at hand for new ideas. Ginny Kidwell and Barbara Britton's term expires in 2021. Barbara Britton has agreed to serve another term, however, due to the time of the appointments, Kidwell cannot serve another term based on state law. Chair Kidwell said that she will appoint a nominating committee before the next meeting, for a name for her replacement and slate of officers to be presented at the October meeting with the election to be held at the January 2021 meeting.

Under Old Business, Chair Kidwell reported that she will work on the parking issues at the Cox Library over the next six months. Chris Gose is going to scrape and paint the front door of the

Cox Library, with the library furnishing the materials. Director Evans reported that she has found a new company in Greeneville that does historical restorations and she will talk with them about the windows at the Cox Library.

Under new business, Chair Kidwell reported that Friends of the Library have agreed to cover the costs of refurbishing the Big Spring Room to make it more user friendly and have the kitchen in working order. Director Evans and Assistant Director Gose are working on ideas for this project which involves three design phases with costs attached to each phase and building on the previous phase. If any board member wishes to volunteer in this planning advise Director Evans They will present each phase and costs associated to the Friends of the Library.

John Darnell from the City corrected the HVAC condensation issue at the main library. Repairs included making a drainage pipe to run the water from the unit away from the building. The city will make the repairs to the fuse box. Chair Kidwell thanked Butch Patterson for the City's help with these repairs. Chair Kidwell asked Butch Patterson if he could put the library on the list for bushes to be trimmed in the front and rear of building. Eileen Frerking questioned if rain might possibly be falling down the building contributing to the erosion problems. Library staff with check this possibility during a rainfall.

Eileen Frerking, President of Friends of the Library reported their membership drive is in full swing. Friends have agreed to cover the extra costs with the electrical box and water issues related to the HVAC. They are aware of the Big Spring Room ideas and ready to provide financial assistance.

Holston Regional Library Director Amy Kimani reported that she should be getting information this week on grants from the CARES act. The CARES act grant will enable libraries to purchase hardware/software for video conferencing, PPE materials and hopefully will be able to purchase 10 chromebooks. Director Evans said that she has purchased plexi-glass barriers which will be covered under this grant. The technology grant application has been extended until August 10. The MOE documentation has a few changes such as hours of operation has changed to reflect the pandemic. The materials money will be forthcoming.

Director Evans expressed sincere thanks to the Board for their support in reverting back to the previous phase.

Meeting adjourned at 5:38 p.m.

Next meeting will be October 26, 2020 at 5:00 p.m. with the location TBD.

Respectfully submitted

Barbara Britton

GREENE COUNTY PURCHASING
204 NORTH CUTLER STREET
SUITE 209
GREENEVILLE, TN 37745
TELEPHONE 423-798-1700
FAX 423-798-1702

AUGUST 11, 2020

RANGE COMMITTEE

*APPROVAL OF PRIOR MINUTES
*OLD BUSINESS
    *LOWER RANGE PISTOL SHOOTING STATIONS
    *ELECTRICAL REPAIR OF TARGETS UPPER RANTE
    *APPLICATION OF GRANT FOR SPORTING CLAYS
        *DISCUSSION OF EXCAVATING
        *DISCUSSION OF COST FOR GRANT SUBMITTAL
*NEW BUSINESS
*OTHER

RANGE COMMITTEE MINUTES

JULY 14, 2020

QUROUM BEING PRESENT, POLICE CHIEF AND CHAIRMAN TIM WARD CALLED MEETING TO ORDER AT 8:35 A.M. MEMBERS IN ATTENDANCE AS FOLLOWS: CHAIRMAIN WARD, SHERIFF WESLEY HOLT, MAYOR KEVIN MORRISON, BRIAN CLICK, AND JAMES McAFEE. MEMBERS ABSENT INCLUDED ROCCO PRESTON, JERRY STROM AND DICK FAWBUSH. OTHERS IN ATTENDANCE INCLUDED RANGE MASTER TERRY CANNON, RANGE STAFF KENN CARPENTER AND CLIFFORD LAWING, COUNTY ATTORNEY ROGER WOOLSEY, LT. STEVE SPANO AND CAPTAIN TIM DAVIS OF GREENEVILLE POLICE DEPARTMENT, EUGENIA ESTES WITH GREENEVILLE SUN, TOMMY WHITEHEAD AND DIANE SWATZELL (SIGN-IN SHEET ATTACHED). MOTION BY SHERIFF HOLT AND SECOND BY BRIAN CLICK TO APPROVE PRIOR MINUTES WITH NO CHANGES. MOTION CARRIED.

OLD BUSINESS

THE PISTOL RANGE IS IN EXCELLENT CONDITION AND THE STAFF WAS COMMENDED FOR THEIR EXCELLENT WORK. RANGE MASTER CANNON SUGGESTED MAKING RAMPS FOR THE FIRST 4 OR 5 STATIONS TO AVOID SHOOTING OVER BERM. HE ALSO SUGGESTED GETTING YARDAGE MARKERS TO SHOW DISTANCE SHOT. RAMP MATERIAL MAY NEED TO BE PURCHASED FROM THIS YEARS BUDGET. HE ALSO ADVISED THAT SHOOTING .223 NOT SAFE UNTIL WALL IS BUILT.

CANNON ALSO SPOKE WITH JERRY STROM AND DAVE WRIGHT REGARDING GRANT. WRIGHT ADVISED THAT ESTIMATE FOR ROAD WILL BE $87,000. THE ROAD WILL BE 8' WIDE, ¾ MILE LONG WITH GRAVEL FOR ONE WAY TRAFFIC. COUNTY ATTORNEY ROGER WOOLSEY SUGGESTED THAT GEO-TECH FABRIC BE PLACED UNDER GRAVEL. WOOLSEY ALSO ADVISED THAT HE GAVE DAVE WRIGHT A COPY OF PLAT ON JULY 13, 2020. JERRY STROM HOPES TO HAVE A ROUGH DRAFT OF GRANT BY NEXT MEETING. PROMATICS WILL CUT OUT THE SPORTING CLAY STATIONS.

BRIAN CLICK ASKED ABOUT THE MATCHING PART OF THE GRANT. WE ARE APPLYING FOR $400,000 AND OUR PART IS 10% MATCH ($40,000). CANNON ADVISED THAT WE COULD USE THE FUNDS THE RANGE HAS COLLECTED SINCE OPERATIONS STARTED. THE ESTIMATED AMOUNT IS $22,000+/-. ALSO, IN KIND LABOR WILL COUNT. VALUE OF PROPERTY NOT DETERMINED AT THIS TIME. THE VALUE OF PROPERTY MAY HAVE BEEN INCLUDED IN PREVIOUS GRANT. THE GRANT WILL INCLUDE 4 SIDE BY SIDES, 40 MACHINES AND ROAD CONSTRUCTION.

CHAIRMAN WARD REMINDED THAT WE NEED TO GET GIFT CERTIFICATES AND COMPLIMENTARY PASSES READY.

LAST ITEM UNDER OLD BUSINESS WAS DISCUSSION OF UPPER RANGE REPAIR. THE RAILROAD TIES WILL BE HERE THIS WEEK (JULY 13,2020). AFTER THEY ARRIVE, WE MAY HAVE TO PURCHASE SOME ADDITIONAL SALT TREATED LUMBER TO START OFFSET STACKING.

NEW BUSINESS

KENN CARPENTER SUGGESTED A JUVENILE RIFLE COMPETITION AND HANDED OUT A PRELIMINARY SCHEDULE OF EVENTS (ATTACHMENT). AFTER MUCH DISCUSSION, MAYOR MORRISON MADE A MOTION TO ALLOW RANGE MASTER AND STAFF TO PROCEED WITH THIS ACTIVITY. JAMES McAFEE SECOND MOTION AND MOTION CARRIED.

CANNON ALSO ADVISED THAT HANCOCK COUNTY 4H ADVISER VISTED AND WANTED TO BRING KIDS OVER TO SHOOT. AS OF TODAY, THE 4H DIRECTOR HAS NOT CONTACTED CANNON.

NEXT TOPIC OF DISCUSSION WAS SHOOTING COMPETITION. CANNON ADVISED THAT THEY WOULD LIKE TO START SOME TEAM COMPETITION FOR ADULTS AND JUVENILE. JAMES McAFEE ADVISED THAT THE SCHOOL BOARD HAD ALLOWED SCTP COMPETITION IN THE PAST. ROGER WOOLSEY CONTACTED SUPERINTENDENT McLAIN ABOUT ALLOWING THESE COMPETITION'S AGAIN. McLAIN SAID HE WOULD TALK WITH SCHOOL BOARD TO SEEK APPROVAL. SHERIFF HOLT SUGGESTED USING SRO'S TO HELP WITH THIS PROGRAM. WOOLSEY ADVISED THE RANGE MASTER TO HAVE PLANS IN PLACE FOR SHOOTING COMPETITION.

NEXT TOPIC WAS SALE OF AMMO AT RANGE. AFTER MUCH DISCUSSION, SHERIFF HOLT MADE THE MOTION TO ALLOW SALE OF AMMO AT RANGE UPON GETTING PROPER APPROVAL. MEMBER JAMES McAFEE SECOND MOTION AND MOTION CARRIED. THE CALIBER OF AMMO DISCUSSED WAS #8 SHOT, 22, 9MM, 45, 40, AND .223. TIM DAVIS WILL CONTACT LISA BACON AT ATF TO SEE WHAT REGULATIONS WE WILL NEED TO FOLLOW.

NEXT MEETING WILL BE AUGUST 11, 2020 AT 8:30 A.M. AT RANGE

JAMES McAFEE MADE MOTION TO ADJOURN AT 9:45 A.M.. THE MOTION WAS SECOND BY SHERIFF HOLT. MOTION CARRIED AND MEETING ADJOURNED.

RESPECTFULLY SUBMITTED

Diane Swatzell

DIANE SWATZELL

Approved 8/11/2020 ds 8:40 A.M.

Greene County Purchasing Committee
March 16, 2020 5:30pm
Greene County Courthouse Jury Room

Member Present
Mayor Kevin Morrison
Commissioner Tim White
Commissioner Lyle Parton
Commissioner Pam Carpenter
Commissioner Teddy Lawing

Others Present
Diane Swatzell, Purchasing Dept.
Jim Greene
Dave Wright

The Greene County Purchasing Committee met March 16, 2020 at 5:30pm in the Jury Room at the Greene County Courthouse.

Upon a motion with a proper second to accept prior minutes with a second by Commissioner Pam Carpenter. Motion passed, minutes were approved.

171-1131 Data-Voice Cabling at CCU, Excalibur, Greeneville, Tennessee, $23,303.00.
171-1133 CCU Camera Bid, Dynamark Security, Blountville, Tennessee, $20,490.45, availability 30 days of award notification.
116-1132 Roll Off Open Tops, BWE, Lenoir, NC, $4253.00 each 40-yard containers buying 4, $3417.00 each 20-yard containers buying 5, availability 30 days, total bid $34,097.00.

Upon motion being made and properly seconded, the above bids were accepted.

With no further business, a motion to adjourn was made, meeting adjourned.

Teddy L. Lawing
Respectfully Submitted
Commissioner Teddy Lawing
Secretary
Greene County Purchasing Committee

Greene County Purchasing Committee
June 25, 2020 0815
Greene County Annex Conference Room

Member Present	Others Present
Mayor Kevin Morrison	Diane Swatzell
Commissioner Lyle Parton	Kevin Swatzell
Commissioner Pam Carpenter	Gary Rector
Commissioner Teddy Lawing	Jim Greene
	Wesley Holt
	Dave Wright
	Carolyn Miller

The Greene County Purchasing Committee met June 25, 2020 at 8:15am in the Conference Room at the Greene County Courthouse Annex.

Prior Minutes were not available for approval.

Fuel Farm Bid: There was a discussion about the number of cards in the bid, if they would be enough for all department's vehicles. **On motion by Teddy Lawing and a second by Pam Carpenter, 400 Prokee's were added to the bid, motion to amend passed. On the overall bid, on motion by Pam Carpenter and a second by Teddy Lawing, the bid from Petro Services Inc for an amended amount of $229, 505 was accepted.**

131-1135 Concrete – Highway, USA Ready Mix, Greeneville, Tennessee.
131-1136 Crushed Stone – Highway, Vulcan Material, Kingsport, Tennessee.
131-1137 Hot Mix No – Highway, No Bid Submitted, No Action Taken.
131-1138 Emulsions – Highway, Hudson Material, Chattanooga, Tennessee.
131-1139 PG-64 22 AC – Highway, Associated Asphalt, Roanoke, Virginia.
131-1140 Compact Excavator, Meade Equipment for a John Deere 50G, 2-year warranty that can be added onto during the 2 years, with availability in 45 days or less for $60,349.10.

Upon motion by Pam Carpenter and a second by Lyle Parton, all Highway bids were passed with the above bids accepted.

101-1145 Bread Jail, Flowers Bakery, Greeneville, Tennessee, Sliced Loaf Fresh $1.35, Sliced Loaf Day Old $.99, with delivery.
101-1146 Dairy Jail, Dean Foods, Athens, Tennessee, ½ Pint Skim $.2078, Buttermilk Skim $3.12, with delivery.

On motion by Teddy Lawing and a second by Pam Carpenter, motion to accept the above bids passed.

116-1141 Convenience Center Buildings – Solid Waste, Cherokee, Chuckey, Tennessee, $10,142.34, 10X12 Building including: Permit and Connection, 4' Porch, All plumbing, AC and Heat, 200 Amp Service. Availability in 8-10 weeks, 5 year warranty.

116-1142 Skid Steer – Solid Waste, Stowers, $34,879.40, for a Cat 232D3, Availability 60 days, 5 year 3000 hour warranty.

116-1143 Dump Trailers – Solid Waste, 1W Trailers, $7645.00, Bix Tex 14LXP4, Availability immediately, 3 year warranty structure, 1 year warranty complete.

116-1144 Containers – Solid Waste, Bakers Waste, $722.00 8-Yard, $631.00 6-Yard, $3584.00 30-yard, Availability 30 days, 1 year warranty.

116-1148 Debusk Center Expansion – Solid Waste, Wilburn Excavating, $51,500 Site Excavating, $8500.00 Option 1 4" Top Soil, 4 weeks to complete, start work in August 2020, $4.30 per ton rock haul, state license listed on bid.

Upon motion by Pam Carpenter and seconded by Teddy Lawing, all Solid Waste Bids were accepted, as listed above.

With no further business, motion to adjourn by Commissioner Lyle Parton, meeting adjourned.

Teddy L. Lawing

Respectfully Submitted
Commissioner Teddy Lawing
Secretary
Greene County Purchasing Committee

Greene County Emergency Communications District (E911)
Official Board Meeting Minutes
Tuesday, July 14, 2020, 3:30pm, Annex Conference Room

Members Present
Tim Ward – In Room
Jeff Wilburn- In Room
Pam Carpenter – In Room
Hoot Bowers – In Room
Teddy Lawing – In Room
Josh Kesterson – Zoom
Robin Quillen – Zoom
John Waddell – Zoom
Alan Shipley – Zoom

Others Present
Jerry Bird – In Room
Jon Waddell – In Room
Kelly Dabbs – In Room
Erin HR – In Room
Danny Lowery – In Room
Roger Woolsey – In Room
Ken Little - Zoom
Eric Kaltenmark - Zoom
Wesley Holt – Zoom
Kevin Morrison – Zoom

The Greene County Emergency Communications District (E911), Board of Directors met on Tuesday, July 14, 2020, at 3:30pm, at the Greene County Courthouse Annex, Conference Room, Chairman Tim Ward called the meeting to order.

The prior minutes were presented to the Board for approval. Upon motion by Hoot Bowers and a second by Pam Carpenter, a roll call vote was made, the minutes were approved.

The Treasurer's Report was presented to the Board for approval. Upon motion by Hoot Bowers and a second by Pam Carpenter, a roll call vote was made, the minutes were approved.

Director Jerry Bird gave a Central Dispatch Update, Dale Dodds retired, a dispatcher is out for surgery, with 9 full-time dispatchers left, they are running thin.

Training Officer Kelly Dabbs gave a Training Report, three persons passed the most current test, one new hire has resigned, and two new dispatchers are in training. Kelly said that she helps daily if needed.

The 2020-2021 Budget was discussed. Robin Quillen wants County Budget Director Danny Lowery to help with the budget and suggested a budget with 14 approved dispatchers. Upon motion by Jeff Wilburn and a second by Pam Carpenter, the budget was taken off the table for consideration. County Attorney Roger Woolsey stated that provisions to adopt a budget was state mandated to be presented within 45 days of July of each year. Also, Roger Woolsey stated that the passed budget needs to be submitted to the County Clerk and City Recorder for inclusion to their commissioners and aldermen, and copies need to be sent to the

Municipalities of Tusculum, Moshiem and Baileyton. Currently there are 11 dispatchers on staff at 911. County Budget Director suggested to the Board to keep the current level of approved dispatchers at 12 to build up the District's funds. Upon motion by Hoot Bowers and a second by Pam Carpenter, and a rollcall vote was taken, the 2020-2021 Budget was passed keeping the authorized number of dispatchers at 12, was passed.

There was a discussion of the entry level pay for dispatchers and the possibilities of using more part-time dispatchers. This will be discussed more at the August meeting.

The next Board meeting is Thursday, August 13, 2020 at 3:30pm.

Upon motion by Hoot Bowers and a second by Jeff Wilburn, the meeting was adjourned.

Due to a Doctor's appointment, Commissioner Teddy Lawing arrived at approximately 4 pm.

Respectfully Submitted

Pamela Carpenter, Secretary
County Commissioner

Minutes typed by Commissioner Teddy Lawing.

STATE OF TENNESSEE
COUNTY OF GREENE

GREENE COUNTY BEVERAGE BOARD COMMITTEE
NOVEMBER 12, 2019
3:30 P.M.

The Greene County Beverage Board Committee met Tuesday, November 12, 2019, at 3:30 P.M. in the office of the Greene County Clerk, Lori Bryant.

Chairman Bill Dabbs called the Beverage Board Meeting to order. The Beverage Board Committee members who were present for the meeting were as follows: Commissioners Josh Arrowood, Bill Dabbs, and Gary Shelton.

Viralkumar Patel, 39 North Riverview Lane, Crossville, TN 38555, was present for the Beverage Board Meeting. He filed a Beer Application for Speed Mart of Greeneville, 10795 Newport Hwy, Greeneville, TN 37743.

Hitesh Patidar, 2924 Boyd's Creek, Sevierville, TN 37876, was present for the Beverage Board Meeting. He filed a Beer Application for U Shop 5, 4050 Erwin Hwy, Afton, TN 37616.

PRIOR MINUTES FOR
BEVERAGE BOARD MEETING
FEBRUARY 12, 2019

A motion was made by Commissioner Gary Shelton and seconded by Commissioner Josh Arrowood to approve the minutes for the Beverage Board Meeting which was held on February 12, 2019 at 8:30 A.M. Commissioners Arrowood, ~~Babb~~ DABBS, and Shelton voted to approve the Beer Board Minutes.

The motion to approve the minutes was approved.

BEER APPLICATION
SPEED MART OF GREENEVILLE
VIRALKUMAR PATEL (OWNER)

A motion was made by Commissioner Josh Arrowood and seconded by Commissioner Gary Shelton to approve the Beer Application for a permit to sell beer OFF THE PREMISES, at Speed Mart of Greeneville, (formerly known as Family Country Store, Inc.), 10795 Newport Hwy, Greeneville, TN 37743, to Viralkumar Patel, owner.

Commissioners Josh Arrowood, Bill Dabbs, and Gary Shelton voted yes to approve the Beer Application. The motion to approve the Beer Application for a permit to sell beer OFF THE PREMISES, at Speed Mart of Greeneville, was approved.

BEER APPLICATION
U SHOP 5
HITESH PATIDAR (OWNER)

A motion was made by Commissioner Gary Shelton and seconded by Commissioner Arrowood to approve a Beer Application for a permit to sell beer OFF THE PREMISES, U Shop 5, (formerly known as Creekside Market #3), 4050 Erwin Hwy, Afton, TN 37616, to Hitesh Patidar (owner).

Commissioners Josh Arrowood, Bill Dabbs, and Gary Shelton voted yes to approve Beer Application. The motion to approve the Beer Application for a permit to sell beer OFF THE PREMISES, at U Shop 5 was approved.

A motion was made by Commissioner Shelton and seconded by Commissioner Arrowood to adjourn the Beverage Board meeting on November 12, 2019. The motion to adjourn passed.

GREENE COUNTY ROAD COMMITTEE

MINUTES OF MEETING

SEPTEMBER 1, 2020

PRESENT: GEORGE CLEMMER, HOOT BOWERS, GARY SHELTON, BUTCH PATTERSON, AND CLIFFORD BRYANT. ABSENT: JOSH ARROWOOD, TIM WHITE, AND ROGER WOOLSY

GEORGE CLEMMER WAS CHAIRMAN IN THE ABSENCE OF TIM WHITE.

GEORGE CLEMMER WELCOMED EVERYONE AND CALLED THE MEETING TO ORDER.

HOOT BOWERS MADE A MOTION TO APPROVE LAST MONTH MEETINGS MINUTES IT WAS SECONDED BY CLIFFORD BRYANT AND MINUTES WAS APPROVED.

GEORGE GLEMMER TURNED THE MEETING OVER TO KEVIN SWATSELL TO DISCUSS POTENTIAL REFUNDS FROM FEMA AND USDA.

KEVIN SWATSELL BROUGHT BEFORE THE BOARD A COUPLE OF RESOLUTIONS. FIRST BEING THE ONE FROM NRCS THAT WILL BE LOOKED AT ON A LATER DATE FOR STREAM BED STABLIZATION ONCE COMPLETED AND PERSENTED IT WILL BE $72,227.24. THIS IS A REFUND FROM USDA.

KEVIN SWATSELL ALSO PRESENTED A RESOLUTION THAT CAME FROM TDOT WITH REPAIR ON STATE ROUTE 340 BEWLEY'S CHAPEL AREA IN GREENE COUNTY. DUE TO IMPROVENTS THAT TDOT COULD MAKE TO GREENE COUNTY ROADS, THE COUNTY HWY DEPT WOULD NEED TO AGREE TO MAINTAIN IMPROVEMNTS MADE TO GREENE COUNTY INTERSECTIONS.

FEMA TOTALS WILL BE IN THE AMOUNT $ 546,998.45 WITH THE POSSIBILITY OF A 10% ASSESSMENT TAKEN FROM THE STATE OF TENNESSEE. THE FEMA MONEY COMES FROM THE FLOOD DAMAGE OF 2018.

IF THE HIGHWAY DEPTMENT ACQUIRES ALLOTED MONEY FROM NCRS AND FEMA, IT WOULD LIKE THE MONEY TO BE ALLOCATED TO OUR VEHICLE AND EQUIPMENT LINE ITEM TO HELP WITH PURCHASE OF MUCH NEEDED EQUIPMENT. THE FEMA MONEY COMES FROM THE FLOOD DAMAGE OF 2018.

THE COMMITTEE HAS HOPES THAT THE RESOLUTIONS CAN BE COMPLETED BY NEXT WEEK TO HAVE ANOTHER MEETING SEPTEMBER 8, 2020 TO FINALIZE AND BE ABLE TO TURN INTO COUNTY COMMISION FOR APPROVAL.

MEETING WAS ADJOURNED.

Greene County Debris Committee Meeting
February 5, 2020
Greene County Annex

Commissioners Present: Robin Quillen, Lyle Parton, Kaleb Powell

Others Present: Tim Tweed, Deborah Collins (Building & Zoning), Kevin Morrison (County Mayor), Roger Woolsey (County Attorney) Kathy Crawford (County Commissioner)

Meeting called to order by Robin Quillen. A motion was made to approve prior minutes by Lyle Parton and a second was made by Robin Quillen. Minutes were approved.

1. Rheatown Rd. – From 7-15-2019 There have been exterior improvements. Motion by Robin Quillen to have Tim call the bank to follow up. If no response from the homeowner within 30 days clean up will happen. 2nd by Lyle Parton. Approved by vote.

2. Sugar Bowl Rd. – On 2-3-2020 there was visible improvement from 12-4-2019. There was a motion made by Lyle Parton to send a letter to the homeowner to give 10 days to respond before cleaning up. 2nd By Robin Quillen. Approved by vote.

3. Old Stage Road – There was a letter sent to the homeowner on 9-20-2019 and signed on 9-23-2019. On 2-3-2020 there was no improvement made on clean up. Motion by Robin Quillen to begin with clean up. This was 2nd by Lyle Parton and approved by vote.

4. Fishpond Road – There is some visible progress made with trash being taken off. There was a motion by Robin Quillen to send a notice to begin cleaning up after a 30-day notice is sent and this was 2nd by Lyle Parton. This was approved by vote.

5. Kelley Gap – This property has had no visible progress with cleaning up. There was a motion by Robin Quillen to begin cleaning up this property after a 30-day notice is send and 2nd by Lyle. This motion was approved by vote.

6. Maupin Road – Roger Woolsey is to contact USDA to find out what the next step is and the procedure that needs to be followed. A motion by Lyle Parton to start the cleanup process was made pending Roger's discussion with USDA. Motion was 2nd by Robin Quillen and approved by vote.

Respectfully Submitted,

Kaleb Powell

Greene County Commission Education Committee

3 Aug 2020

Regular Meeting

The Greene County Commission Education Committee met at 3:30 PM at the Greene County Schools Central Office for its regular August meeting. Mask wearing social distance were in effect.

Committee Members in Attendance: Chairman Butch Patterson, Lloyd Bowers, Bill Dabbs, and Paul Burkey. Tim White was absent. Director David McLain was present as well.

Others in Attendance:

The Committee reviewed the minutes from the 29 June meeting. Mr. Bowers made the motion to approve the minutes. Mr. Dabbs seconded. Motion to approve passed 4-0.

Mr. McLain reviewed the revised school schedule that was adopted by the School Board on 1 August and the official "Framework for Returning to School" Policy document as well as the School Board direction for him to examine Return-to-School planning for a called School Board meeting on 3 Sept. He also described some of the challenges for getting started which included tracking remote student activity/progress and truancy, lack of internet access by 30% of Greene County students, need for pre-K through 2nd grade to especially have access to in-person schooling and State regulatory roadblocks that have not evolved with everyone else to facilitate remote and socially distanced learning.

Mr. McLain urged the Greene County Commission and other leaders to exert influence on communications/technology companies to accelerate Broadband coverage, especially in light of this urgent need in a COVID-19 environment.

Mr. McLain also requested the Committee recommend approval for two funding resolutions. One was to re-allocate two increases in revenue and two decreases in revenue to various funding lines. The second was to re-align $600,000 in sales tax revenue to the School Capital Projects budget. Mr. Dabbs made the motion to do so. Mr. Burkey seconded. Motion to recommend passed 3-0 (Mr. Bowers had departed already).

Meeting adjourned.

The next Education Committee meeting will be at 3:30 PM on Monday, 31 August.

Respectfully submitted,

Paul Burkey

Paul Burkey
Secretary

Minutes of the Greene County Regional Planning Commission

A meeting of the Greene County, TN Regional Planning Commission was held via Zoom video conferencing on Tuesday, July 14, 2020, at 1:00 p.m.

Members Present/~~Absent~~
Sam Riley, Chairman
Gwen Lilley, Vice-Chairman
Gary Rector, Secretary
Lyle Parton, Alternate Secretary
Edwin Remine
Kristin Girton
~~Stevi King~~
Phillip Ottinger
~~Jason Cobble~~

Staff Representatives Present/~~Absent~~
Kevin Morrison, County Mayor
Roger Woolsey, County Attorney
Kevin Swatsell, Road Superintendent
Tim Tweed, Building Official
Amy Tweed, Planning Coordinator

Also participating: Interested citizens

The Chairman called the meeting to order and asked if members had received the draft minutes of the June 9, 2020 meeting. A motion was made by Gary Rector, seconded by Edwin Remine, to approve the minutes as written. The motion was approved unanimously.

Nancy Casteel Property Subdivision. The Planning Commission reviewed and considered granting preliminary and final approval to the Nancy Casteel Property Subdivision, for two lots totaling 2.48 acres, located adjacent to Silver Leaf Lane in the 1st civil district. Staff stated Lot 2 would be combined with an adjoining parcel (114-095.15), all signatures had been obtained, including for the Certificate of Completion, and the plat met all applicable regulations. A motion was made by Kristin Girton, seconded by Lyle Parton, to approve the plat as it met all applicable regulations. The motion carried unanimously.

Jimmy Reed Gunter Property Subdivision. The Planning Commission reviewed and considered granting preliminary and final approval to the Jimmy Reed Gunter Property Subdivision, for two lots totaling 2.48 acres, located adjacent to Seaton Road in the 1st civil district. Staff stated Lot 2 would be combined with an adjoining parcel (125-027.00). Michael Grigsby, representing the property owner, stated that one of the property owners had been unable to sign the plat as he was deployed oversees. Discussion ensued concerning using a Power of Attorney to sign for the deployed property owner. Staff stated a signature was also needed for the Tennessee Department of Environment and Conservation (TDEC) approving the soil work, but otherwise the plat met all applicable regulations. A motion was made by Gary Rector, seconded by Edwin Remine, to approve the plat, subject to signatures by the absent property owner or his designee and TDEC, as the plat met all other applicable regulations. The motion carried unanimously.

Division of the Gilbert and Kimberly Larkin Property (aka Lots 25-30 of the Rowland Davis Farm). The Planning Commission reviewed and considered granting preliminary and final approval to the Division of the Gilbert and Kimberly Larkin Property (aka Lots 25-30 of the Rowland Davis Farm) Subdivision, for two lots totaling 1.35 acres, located adjacent to Spring Lane in the 17th civil district. Staff stated a Certificate of Completion for the septic system on Lot 26R had been submitted, and that TDEC needed to sign for Lot 27R, but the plat otherwise met all applicable regulations. A motion was made by Gwen Lilley, seconded by Lyle Parton, to approve the plat, subject to addition of the signature by TDEC, as the plat met all other applicable requirements. The motion carried unanimously.

Jackie Darnell and Donna Darnell Subdivision. The Planning Commission reviewed and considered granting preliminary and final approval to the Jackie Darnell and Donna Darnell Subdivision, for three lots totaling 5.93 acres, located adjacent to Mysinger Road in the 2nd civil district. Staff stated that Certificates of Completion had been submitted for Lots 2 and 3, and that TDEC needed to sign for Lot 27R, but the plat otherwise met all applicable regulations. A motion was made by Gary Rector, seconded by Kriston Girton, to approve the plat, subject to addition of the signature by TDEC, as the plat met all other applicable requirements. The motion carried unanimously.

Philip England Subdivision. The Planning Commission reviewed and considered granting preliminary and final approval to the Philip England Subdivision, for one lot totaling 1.5 acres, located adjacent to Old Hall Road in the 15th civil district. Staff stated all signatures had been obtained, including the Certificate of Completion for the septic system, and the plat met all applicable regulations. A motion was made by Lyle Parton, seconded by Edwin Remine, to approve the plat as it met all applicable regulations. The motion carried unanimously.

Replat of Kimery Jones Section 2, Lots 19-21 Subdivision. The Planning Commission reviewed and considered granting preliminary and final approval to the Replat of Kimery Jones Section 2, Lots 19-21 Subdivision, for one lot totaling 2.40 acres, located adjacent to Chuckey Pike in the 1st civil district. Staff stated all signatures had been obtained, including the Certificate of Completion for the septic system, and the plat met all applicable regulations. A motion was made by Gwen Lilley, seconded by Kriston Girton, to approve the plat as it met all applicable regulations. The motion carried unanimously.

Division of Howland Property Subdivision. The Planning Commission reviewed and considered granting preliminary and final approval to the Division of Howland Property Subdivision, for one lot totaling 1.87 acres, located adjacent to Morris Hollow Road and Davis Valley Road in the 21st civil district. Staff stated all signatures had been obtained, including the Certificate of Completion for the septic system, and the plat met all applicable regulations. A motion was made by Lyle Parton, seconded by Gary Rector, to approve the plat as it met all applicable regulations. The motion carried unanimously.

Redivision of tracts 1, 2 and 3 of the Robert Ray Brown Property Subdivision. The Planning Commission reviewed and considered granting preliminary and final approval to the Redivision of tracts 1, 2 and 3 of the Robert Ray Brown Property Subdivision, for two lots totaling 5.33 acres, located adjacent to John Graham Road in the 21st civil district. Staff stated all signatures had been obtained, including the Certificate of Completion for the septic system, and the plat met all applicable regulations. A motion was made by Phillip Ottinger, seconded by Lyle Parton, to approve the plat as it met all applicable regulations. The motion carried unanimously.

Elysium RV Resort Campground. The Planning Commission reviewed and considered approving the site plan for the Elysium RV Resort Campground, to be located on a 65.07 acre site to be accessed at one point from White Sands Road in the 2nd civil district. Staff stated topography greatly limited use of the site, but the proposal would permit use of the less steep portion (approximately 17 acres) while causing relatively little disturbance to the land or impact to neighboring properties. While it was potentially possible to extend the campground another 200-300 feet, approximately 70% of the property was too steep to develop.

Staff stated the 13 camping sites would be served by a building containing a club house, laundry, and showers/restrooms. Access roads inside the development would be privately constructed and maintained, with at least a four (4) inch rock base or asphalt. The main access would be roughly 1,550 feet long and 20' wide. A 16'-wide secondary road approximately 450' long would be provided along the rear of each camp site. At least two (2) parking spaces would be provided for each home site, as required. The site plan was being revised to show their location.

The locations of the actual camp sites were buffered from the adjoining properties by existing woods that were a minimum of 50' wide, but quickly widened out to 100' and more. These areas were identified on the plan as "Existing tree line" The areas where a new buffer was required because the area was open pasture, were denoted on the plan as "New 6' high evergreen trees staggered 10' on center".

Staff stated that Section 601.1 3 of the *Zoning Resolution* required a landscaped buffer at least 50' wide along the periphery of the campground. The outer 25' of the buffer must contain evergreen trees at least six feet tall planted 10' on center, although the Building Commissioner was authorized to approve alternate buffers. In this instance, the existing wooded areas were accepted as the buffer, as their density greatly exceeded the requirements of the *Zoning Resolution*. After discussion a motion was made by Gary Rector, seconded by Gwen Lilley, to approve the site plan, as it met all applicable requirements. The motion carried unanimously.

Public Hearing (proposed change to the Greene County Subdivision Regulations). Staff reviewed the proposed change to the *Subdivision Regulations*, to remove the requirement that Greene County E9-1-1 sign all final subdivision plats. Instead, while they would review all plats,

they would only sign those that involved new road construction. The proposal read as follows (wording to be retained in shown in normal type, while proposed wording is in bold):

9. The following certificates shall be presented with the final plat. (See Appendix B for samples):

    h. Certification of approval of street names by the Greene County 911 Addressing Department, **provided that the certification is only required on plats with new street construction.**

The Chair opened the public hearing with a request for comments. After discussion, a motion was made by Lyle Parton, seconded by Phillip Ottinger, to approve the change to the Subdivision Regulations as proposed. The motion carried unanimously.

Administrative minor subdivisions. The Planning Commission was informed that the following subdivisions had been approved by staff since the last meeting.

- Elizabeth Tarlton Heirs Property Subdivision, for one lot totaling 2.26 acres, located adjacent to Houston Valley Road in the 18th civil district.
- Combination Plat for Marjorie Hodges & Kenneth Allison ETUX Property Subdivision, for one lot totaling 0.72 acre, located adjacent to Saville Loop in the 6th civil district.
- Replat of Lots 7 and 8 of Dorris Cox Property PB-G/PG-212 Subdivision, for one lot totaling 1.38 acres, located adjacent to Welcome Grove Road in the 23rd civil district.
- Replat of Lot 6 of the Gail Fox Property Subdivision, for one lot totaling 0.31 acre, located at Fox Road, lot 6R-A being combined with an adjoining parcel (114-059.06 Lot 6) in the 1st civil district.
- Part of Wanda Whetsel Estate Subdivision, for one lot totaling 2.79 acres, located adjacent to Horton Highway in the 17th civil district.
- Survey for James Walker Subdivision, for 2 lots totaling 7.96 acres, located adjacent to Old Baileyton Road, lot 2 being combined with an adjoining parcel (053-028.01) in the 12th civil district.
- Property Survey for Chadwick Pierce ETUX Subdivision, for one lot totaling 0.04 acre, located adjacent to Hawkins Lane, lot 1 being combined with an adjoining parcel (018-015.08) in the 11th civil district.

A motion was made by Gary Rector, seconded by Lyle Parton, to accept the list. The motion carried unanimously.

Monthly Activity Report for the Building and Zoning Office. Tim Tweed discussed the monthly activity report for Greene County Building/Planning/Zoning. A motion was made by Edwin Remine, seconded by Lyle Parton, to accept the monthly report. The motion carried unanimously.

Other Business.

There being no further business, a motion was made by Gary Rector, seconded by Kristin Girton, to adjourn. The motion carried unanimously, and the meeting adjourned at 2:15 p.m.

Approved as written: 8-11-2020

Secretary: Gary Rector

Chairman/Vice Chairman: _____

Minutes of the Greene County Regional Planning Commission

A meeting of the Greene County, TN Regional Planning Commission was held via Zoom video conferencing on Tuesday, August 11, 2020, at 1:00 p.m.

Members Present/~~Absent~~
~~Sam Riley, Chairman~~
Gwen Lilley, Vice-Chairman
Gary Rector, Secretary
Lyle Parton, Alternate Secretary
Edwin Remine
Kristin Girton
Stevi King
Phillip Ottinger
Jason Cobble

Staff Representatives Present/~~Absent~~
Kevin Morrison, County Mayor
Roger Woolsey, County Attorney
Kevin Swatsell, Road Superintendent
Tim Tweed, Building Official
Amy Tweed, Planning Coordinator

Also participating: Interested citizens

The Vice-Chairman called the meeting to order and asked if members had received the draft minutes of the July 14, 2020 meeting. A motion was made by Edwin Remine, seconded by Gary Rector, to approve the minutes as written. The motion carried unanimously.

Final Approval, Release of Bond for The Village at Ripley Creek. The Planning Commission reviewed and considered releasing the bond for the extension of Roaming Drive, located in The Village at Ripley Creek subdivision, and granting final approval to the same. Staff stated the subdivision contained 15 lots totaling 12.11 acres, with 0.13 miles of new road. A bond in the amount of $150,000 had been approved by the Planning Commission at the November 12, 2019 meeting, to cover the cost of the extension. Staff stated that, although the *Greene County Subdivision Regulations* required the inspection of proposed public county roads at all stages of development, the road contractor did not notify the Greene County Highway Department during compaction of the road base. As a result the developer hired Foundation Systems Engineering, P.C., to study the road base. FSE certified that the "material was suitable for support of the asphalt pavement".

The Planning Commission was informed that, during construction, a sinkhole had opened up in the road. Kevin Swatsell, Greene County Road Superintendent, stated he had not signed the plat because he was concerned about the nature of the subgrade, and the potential for additional sinkholes. The Greene County Road Committee had met to discuss the issue and recommended that the bond be extended for a 15 year period. Roger Woolsey, Greene County Attorney, stated that the statute of limitations in this situation was four years. Mr. Jerry Tackett, representative for The Village at Ripley Creek, was asked his thoughts on submitting a bond for an additional period

of time. A motion was made by Gary Rector, seconded by Phillip Ottinger, to: grant final approval to the plat subject to addition of signatures by the property owner, Mr. Swatzell, and grading/paving contractor; release the existing bond of $150,000, and accept a new four-year bond of $150,000 that would cover failure of the road due to natural causes. The motion carried 4-1, with Lyle Parton and Edwin Remine voting "no".

Johnnie Armstrong Subdivision. The Planning Commission reviewed and considered granting preliminary and final approval to the Johnnie Armstrong Subdivision, for one lot totaling 3.69 acres, located adjacent to Nelse Roberts Road in the 17th civil district. Staff stated all signatures had been obtained, including the Certificate of Completion for the existing septic system, and the plat met all applicable requirements. A motion was made by Gary Rector, seconded by Lyle Parton, to approve the plat as it met all applicable requirements. The motion carried unanimously.

Division of a Portion of the Charles and Peggy Sprinkles Property. The Planning Commission reviewed and considered granting preliminary and final approval to the Division of a Portion of the Charles and Peggy Sprinkles Property Subdivision, for one lot totaling 3.0 acres, located adjacent to Valleydale Road in the 19th civil district. Staff stated all signatures had been obtained, including the Certificate of Completion for the existing septic system, and the plat met all applicable requirements. A motion was made by Gary Rector, seconded by Kristin Girton, to approve the plat as it met all applicable requirements. The motion carried unanimously.

Survey for Todd and Samantha Lewis. The Planning Commission reviewed and considered granting preliminary and final approval to the Todd and Samantha Lewis Subdivision, for one lot totaling 1.41 acres, located adjacent to Fillers Mill Road in the 18th civil district. Staff stated all signatures had been obtained, including the Certificate of Completion for the existing septic system, and the plat met all applicable requirements. A motion was made by Lyle Parton, seconded by Phillip Ottinger, to approve the plat as it met all applicable requirements. The motion carried unanimously.

Debusk Convenience Center Subdivision. The Planning Commission reviewed and considered granting preliminary and final approval to the Debusk Convenience Center subdivision, for one lot totaling 1.315 acres, located adjacent to Asheville Road and Amity Road in the 9th civil district. Staff stated that signatures were needed on the plat and recommended approval subject to addition of signatures, as the plat met all other applicable requirements. A motion was made by Kristin Girton, seconded by Edwin Remine, to approve the plat subject to addition of signatures as it met all applicable requirements. The motion carried unanimously.

Representation at Meetings. The Planning Commission considered a request by Todd Shelton of Professional Surveying Inc., to revise the policy requiring representation at meetings before an agenda item could be discussed. Mr. Shelton had previously stated that the 1:00 p.m. meeting time resulted in a loss of work hours that could be substantial and asked, in light of the recent Zoom meetings, if virtual attendance could be permitted via FaceTime or a phone call. At Planning

Commission direction a survey of surrounding counties had been performed, which determined the following: none of the counties required attendance before an item could be discussed; all of the counties had a policy in place that items would be postponed or denied if Planning Commissioners had questions that no one was available to answer; no one had any regulations in place to address virtual attendance prior to using Zoom as a result of the COVID-19 situation; and there was no interest in permitting virtual attendance once social distancing and limits on crowd size were lifted. After discussion, a motion was made by Kristin Girton, seconded by Lyle Parton, to revise the Planning Commission policy concerning required attendance as follows: Physical presence at a Planning Commission meeting was no longer required, but action on an agenda item would be postponed or denied if there were questions that could not be answered; representatives could participate by phone, FaceTime, or other measure, to address any issue that might be raised; and a failure of the connection, unavailability of the representative, or any other situation resulting in postponement or denial, was not the responsibility of the Planning Commission

Administrative minor subdivisions. The Planning Commission was informed that the following subdivisions had been approved by staff since the last meeting.

- Division of Lot 2 of the Betty Smith Property, for two lots containing 1.69 acres, located adjacent to Bright Hope Road in the 25th civil district.
- Replat of Lot 26 of the McKindra Crum Property, for one lot of 0.12 acres, located adjacent to Bishop Loop Road in the 22nd civil district.
- Redivision of Lot 1 of the Smith & Larkin Property, for two lots totaling 5.36 acres, located adjacent to Gravel Woods Road in the 19th civil district.
- Combination Plat of Lots 12 & 13 Olivet Mountain Estates (Property survey for Keith Trageser), for one lot totaling 2.52 acres, located adjacent to Olivet Mountain Road in the 3rd civil district.
- Robert and Linda Smelcer Subdivision, for one lot totaling 2.45 acres, located at the intersection of Weems Chapel Road and Gilbreath Road in the 7th civil district.

A motion was made by Gary Rector, seconded by Phillip Ottinger, to accept the list. The motion carried unanimously.

Monthly Activity Report for the Building and Zoning Office. Tim Tweed discussed the monthly activity report for Greene County Building/Planning/Zoning. A motion was made by Kristin Girton, seconded by Lyle Parton, to accept the monthly report. The motion carried unanimously.

Other Business. Staff stated that the Hood Property Replat of Lot 12 Subdivision had been left off the agenda and asked the Planning Commission to review the plat for approval. The Planning Commission reviewed and considered granting preliminary and final approval to the plat, for two lots totaling 3.731 acres, located adjacent to Old Kentucky Road West in the 25th civil district. Lot 12A contained an existing home, and Lot 12B, which was vacant and did not have public road

frontage, was to be combined with tax parcel120K A 019.00 and could not be sold as a stand-alone lot. Staff recommended granting preliminary and final approval, subject to the addition of signatures, as the plat met all other applicable regulations. A motion was made by Kristin Girton, seconded by Lyle Parton, to approve the plat as it met all applicable requirements. The motion carried unanimously.

There being no further business, a motion was made by Gary Rector, seconded by Edwin Remine, to adjourn. The motion carried unanimously, and the meeting adjourned at 2:05 p.m.

Approved as written: 9-8-20

Secretary: _____

Chairman/Vice Chairman: _____

OLD BUSINESS

CERTIFICATE OF APPRECIATION
AWARDED TO:
DANNY LOWERY

Mayor Morrison recognized Danny Lowery, Greene County Finance and Budget Director and the Greene County Finance and Budget Staff as the "Employee of the Month" and read the Certificate of Appreciation and presented Danny Lowery with a Greene County Government Medallion.

ELECTION OF NOTARIES

Mayor Morrison read the list of names requesting to be notaries to the Commission. A motion was made Commissioner Clemmer and seconded by Crawford to approve the notary list.

Voting was conducted by individual voice vote. Mayor Morrison called each Commission by name in alphabetical order and each Commissioner stated their name and stated their vote. Greene County Clerk Lori Bryant recorded and checked off each Commissioner as they voted. Commissioners Arrowood, Bible, Bowers, Bryant, Burkey, Carpenter, Clemmer, Cobble, Crawford, Dabbs, Kesterson, Lawing, Parton, Patterson, Peters, Powell, Quillen, Shelton, Tucker, and Waddle voted yes. Commissioner White was absent. The vote was 20 – aye; 0 – nay; and 1 – absent. The Commissioners voted in favor of the motion to approve the notary list.

CERTIFICATE OF ELECTION OF NOTARIES PUBLIC
AS A CLERK OF THE COUNTY OF GREENE, TENNESSEE I HEREBY CERTIFY TO THE SECRETARY OF STATE THAT THE FOLLOWING WERE ELECTED TO THE OFFICE OF NOTARY PUBLIC DURING THE SEPTEMBER 21, 2020 MEETING OF THE GOVERNING BODY:

NAME	HOME ADDRESS	HOME PHONE	BUSINESS ADDRESS	BUSINESS PHONE	SURETY
1. CATHY ARMSTRONG	3809 CLEAR SPRINGS RD LIMESTONE TN 376815035	423-426-8771	3809 CLEAR SPRINGS RD LIMESTONE TN 376815035	--	
2. LAUREY J BARBEE	1954 CARROLL RD MORRISTOWN TN 378131278	251-979-5692	2841 E ANDREW JOHNSON HWY GREENEVILLE TN 377450957	423-798-2225	TRAVELERS CASUALTY AND SURETY
3. NECOLE KIMBERLY BROWN	250 SNAKE RD MOSHEIM TN 378183811	423-620-8175	3634 E ANDREW JOHNSON HWY GREENEVILLE TN 377451083	423-639-6131	
4. SHARON CAMPBELL	1200 MILBURNTON RD LIMESTONE TN 376814623	423-525-3506	301 BOHANNON AVE GREENEVILLE TN 377453416	423-787-2087	
5. PATRICIA H DAUGHERTY	143 HORSE CREEK PARK RD CHUCKEY TN 376416672	610-393-7397	810 W CHURCH ST GREENEVILLE TN 377453285	423-429-3339	
6. DONNA L. DICK	107 REED AVE GREENEVILLE TN 377434528	423-972-5195	705 PROFESSIONAL PLAZA DR GREENEVILLE TN 377455196	423-636-1800	
7. ANGELA ANTOINETTE DINGUS	155 LAKE DR GREENEVILLE TN 377450553	423-470-2288	90 STANLEY LN GREENEVILLE TN 377436066	423-278-1591	
8. CARMEN MARIA ESPINOSA	1797 SENTELLE RD GREENEVILLE TN 37743	786-385-9058			
9. VICTORIA FAULK	3110 BARKLEY RD GREENEVILLE TN 377452977	423-579-8596	3110 BARKLEY RD GREENEVILLE TN 377452977	--	
10. RACHEL LENÃ© GALARNEAU	478 BRIAR PATCH LN GREENEVILLE TN 377453715	937-831-5898	1505 W MAIN ST GREENEVILLE TN 377434557	423-638-4818	
11. ART GILLEN	7545 CEDAR CREEK RD GREENEVILLE TN 377438248	973-886-8006	7545 CEDAR CREEK RD GREENEVILLE TN 377438248	--	
12. JODI DANIELLE HIGGINS	210 RHEATOWN RD CHUCKEY TN 376414802	423-972-7249	3769 HIGHWAY 11 E LIMESTONE TN 376812617	--	
13. JENNIFER RAMSEY HOLT	1000 MIDDLE CREEK RD AFTON TN 37616	423-620-9290	3509 E ANDREW JOHNSON HWY GREENEVILLE TN 37745	423-525-5481	
14. SHERILYN LAWLOR	123 YORK DR GREENEVILLE TN 377456500	423-620-7652	233 W DEPOT ST GREENEVILLE TN 377434909	423-812-0062	
15. EDWARD T MAHOLIC JR	344 S RUFE TAYLOR ROAD APT 2 GREENEVILLE TN 37743	724 708 6300	300 BACHMAN ROAD GREENEVILLE TN 37743	423 639 4111	
16. BEVERLY MARSHALL	815 BARREN VALLEY RD CHUCKEY TN 37641	423-707-4521			
17. CRYSTAL RICKER	1142 W IRISH ST GREENEVILLE TN 37743	798-1738	204 N CUTLER ST GREENEVILLE TN 37743	798-1738	
18. BARBARA MULLINS TILSON	4250 VAN HILL RD GREENEVILLE TN 377456109	423-272-5207	6530 HORTON HWY GREENEVILLE TN 377457639	423-234-6911	
19. TWYLA TRETT	204 N CULTER ST GREENEVILLE TN 37745	798-1738	204 N CULTER ST GREENEVILLE TN 37745	798-1738	
20. CASSIE HUTCHINS TROTTER	2170 E FORK RD GREENEVILLE TN 377437820	803-237-8948	120 N MAIN EXT GREENEVILLE TN 377453461	--	

Lori Bryant
SIGNATURE

CLERK OF THE COUNTY OF GREENE, TENNESSEE

9-1-2020
DATE

CERTIFICATE OF ELECTION OF NOTARIES PUBLIC
AS A CLERK OF THE COUNTY OF GREENE, TENNESSEE I HEREBY CERTIFY TO THE SECRETARY OF STATE THAT THE FOLLOWING WERE ELECTED TO THE OFFICE OF NOTARY PUBLIC DURING THE SEPTEMBER 21, 2020 MEETING OF THE GOVERNING BODY:

NAME	HOME ADDRESS	HOME PHONE	BUSINESS ADDRESS	BUSINESS PHONE	SURETY
21. SANDRA SMITH WAYE	140 CATAWBA RD MOHAWK TN 37810	423 92 2744			
22. CYNTHIA LYNN WISECARVER	4000 N MOHAWK RD MOHAWK TN 378104830	423-312-6405	827 E ANDREW JOHNSON HWY GREENEVILLE TN 377453581	423-787-5679	
23. FELICIA DAWN YOKLEY	219 RADFORD DR GREENEVILLE TN 377433823	423-552-5949	3634 E ANDREW JOHNSON HWY GREENEVILLE TN 377451083	423-639-6131	

Lori Bryant
SIGNATURE

CLERK OF THE COUNTY OF GREENE, TENNESSEE

9-1-2020
DATE

RESOLUTION A: A RESOLUTION TO AMEND THE GREENE COUNTY SCHOOLS BUDGET FOR CHANGES IN REVENUES AND EXPENDITURES FOR FISCAL YEAR 2020-2021 (THE GENERAL PURPOSE SCHOOL FUND)

A motion was made by Commissioner Patterson and seconded by Commissioner Clemmer to approve a Resolution to amend the Greene County Schools budget for changes in revenues and expenditures for Fiscal Year 2020-2021 (The General Purpose School Fund).

Voting was conducted by individual voice vote. Mayor Morrison called Commissioner by name in alphabetical order, and each Commissioner stated their name and stated their vote. Commissioners Arrowood, Bible, Bowers, Bryant, Burkey, Carpenter, Clemmer, Cobble, Crawford, Dabbs, Kesterson, Lawing, Parton, Patterson, Peters, Powell, Quillen Shelton, Tucker, and Waddle voted yes. Commissioner White was absent. There were 20 – aye; 0 – nay; and 1 – absent. The motion to approve the Resolution passed.

THE GENERAL PURPOSE SCHOOL FUND
A RESOLUTION TO AMEND THE GREENE COUNTY SCHOOLS BUDGET FOR CHANGES IN REVEUNES & EXPENDITURES FOR FISCAL YEAR 2020-2021

WHEREAS, the Greene County School System is amending the 2020-2021 Budget for the General Purpose School Fund to reflect changes in revenues and expenditures $ 95,766.85

THEREFORE, the following appropriations will be amended:

REVENUES

ACCOUNT	DESCRIPTION	INCREASE	DECREASE
44170	MISCELLANEOUS REFUNDS (CARES, Health)	$ 55,000.00	
44120	LEASE/RENTALS (Bus Ads)	$ 25,000.00	
46511	BASIC EDUCATION PROG		$ 3,000.00
46515	STATE PRE-K	$ 11,716.85	
44570	CONTRIBUTIONS & GIFTS (FRC DONATIONS)	$ 550.00	
44570	CONTRIBUTIONS & GIFTS (STC)	$ 6,500.00	
	TOTAL REVENUES	**$ 98,766.85**	**$ 3,000.00**

EXPENDITURES

ACCOUNT	DESCRIPTION	INCREASE	DECREASE
71100 116	TEACHERS SALARIES		$ 2,536.00
71100 201	SOCIAL SECURITY		$ 157.00
71100 204	STATE RETIREMENT		$ 270.00
71100 212	EMPLOYER MEDICARE		$ 37.00
73400 105	DIRECTOR	$ 567.00	
73400 116	TEACHERS	$ 8,000.00	
73400 162	CLERICAL PERSONNEL	$ 400.00	
73400 163	EDUCATIONAL ASSISTANTS	$ 3,800.00	
73400 195	CERTIFIED SUBSTITUTE TEACHERS	$ 4,500.00	
73400 198	NON-CERTIFIED SUBSTITUTE TEACHERS	$ 1,500.00	
73400 201	SOCIAL SECURITY	$ 1,300.00	
73400 204	STATE RETIREMENT	$ 3,750.00	
73400 206	LIFE INSURANCE		$ 5.00
73400 207	MEDICAL INSURANCE	$ 3,000.00	
73400 210	UNEMPLOYMENT COMPENSATION		$ 60.00
73400 212	EMPLOYER MEDICARE	$ 600.00	
73400 312	CONTRACTS WITH PRIVATE AGENCIES	$ 17,000.00	
73400 429	INSTRUCTIONAL SUPPLIES & MATERIALS		$ 41,765.15
73400 499	OTHER SUPPLIES & MATERIALS		$ 3,000.00
73400 524	IN-SERVICE/STAFF DEVELOPMENT	$ 2,000.00	
73400 722	REGULAR INSTRUCTION EQUIPMENT	$ 10,130.00	
73300 429	INSTRUCTIONAL SUPPLIES & MATERIALS (STCCE 006)	$ 6,500.00	
71100 599	OTHER CHARGES (Health)	$ 15,000.00	
72510 210	UNEMPLOYMENT COMPENSATION (CARES)	$ 40,000.00	
72710 599	OTHER CHARGES (Bus Ads)	$ 25,000.00	
73300 599	OTHER CHARGES (FRGFT)	$ 550.00	
	TOTAL EXPENDITURES	**$ 143,597.00**	**$ 47,830.15**

NOW, THEREFORE, BE IT RESOLVED by the Greene County Legislative Body meeting in regular session, this 21st day of September 2020, a quorum being present and a majority voting in the affirmative, that the funds be appropriated as shown above.

Kevin C. Morrison
County Mayor

Greene County Education Committee
Sponsor

Lori Bryant
Attorney County Clerk

Roger C Wood
County

A.

RESOLUTION B: A RESOLUTION TO AMEND THE 2020-2021 FISCAL YEAR GREENE COUNTY SCHOOLS GENERAL PURPOSE BUDGET FOR COVID RELATED EXPENDITURES

A motion was made by Commissioner Bowers and seconded by Commissioner Waddle to approve a Resolution to amend the 2020-2021 Fiscal Year Greene County Schools General Purpose Budget for COVID Related Expenditures.

Voting was conducted by individual voice vote. Mayor Morrison called each Commissioner by name in alphabetical order, and each Commissioner stated their name and stated their vote. Commissioners Arrowood, Bible, Bowers, Bryant, Burkey, Carpenter, Clemmer, Cobble, Crawford, Dabbs, Kesterson, Lawing, Parton, Patterson, Peters, Powell, Quillen, Shelton, Tucker, and Waddle voted yes. Commissioner White was absent. There were 20 – aye; 0 – nay; and 1 – absent. The motion to approve the Resolution passed.

A RESOLUTION TO AMEND THE 2020-2021 FISCALYEAR GREENE COUNTY SCHOOLS GENERAL PURPOSE BUDGET FOR COVID RELATED EXPENDITURES

WHEREAS, the Greene County Board of Education has approved budgeting $670,000 from our Unassigned Fund Balance for COVID related Expenditures.

WHEREAS, the following appropriations will be amended:

DECREASE BEGINNING BUDGETED GENERAL FUND BALANCE

39000 Unassigned Fund	$ 670,000
Total adjustment to beginning budgeted fund balance:	$ 670,000

INCREASE REGULAR INSTRUCTIONAL

71100 116 Teachers	$ 238,694
71100 201 Social Security	$ 14,797
71100 204 Retirement	$ 24,415
71100 206 Life Insurance	$ 75
71100 207 Medical Insurance	$ 37,808
71100 208 Dental Insurance	$ 750
71100 212 Medicare	$ 3,461
71100 790 Other Equipment	$ 100,000
71100 399 Other Contracted Services	$ 250,000
INCREASE IN APPROPORATIONS	$ 670,000

NOW, THEREFORE, BE IT RESOLVED by the Greene County Legislative Body meeting in regular session, this 21st day of September 2020, a quorum being present and a majority voting in the affirmative, that the funds be appropriated as shown above.

Kevin C. Morrison
County Mayor

Greene County Education Committee
Sponsor

Roger C. Wade
County Attorney

Lori Bryant
County Clerk

B.

RESOLUTION C: A RESOLUTION TO ACCEPT THE PROPOSAL OF THE TENNESSEE DEPARTMENT OF TRANSPORTATION TO CONSTRUCT A PROJECT DESIGNATED AS FEDERAL PROJECT NO. STP-340(9), STATE PROJECT NO. 30024-4214-04, ON STATE ROUTE 340 NEAR L.M. 6.52

A motion was made by Commissioner Kesterson and seconded by Commissioner Bowers to approve a Resolution to accept the proposal of the Tennessee Department of Transportation to construct a project designated as Federal Project No. STP-340(9), State Project No. 30024-4214-04, on State Route 340 near L.M. 6.52.

Voting was conducted by individual voice vote. Mayor Morrison called each Commissioner by name in alphabetical order, and each Commissioner stated their name and stated their vote. Commissioner Arrowood, Bible, Bowers, Bryant, Burkey, Carpenter, Clemmer, Cobble, Crawford, Dabbs, Kesterson, Lawing, Parton, Patterson, Peters, Powell, Quillen, Shelton, Tucker, and Waddle voted yes. Commissioner White was absent. There were 20 – aye; 0 – nay; and 1 – absent. The motion to approve the Resolution passed.

RESOLUTION TO ACCEPT THE PROPOSAL OF THE TENNESSEE DEPARTMENT OF TRANSPORTATION TO CONSTRUCT A PROJECT DESIGNATED AS FEDERAL PROJECT NO. STP-340(9), STATE PROJECT NO. 30024-4214-04, ON STATE ROUTE 340 NEAR LM. 6.52

WHEREAS, the Tennessee Department of Transportation has presented a Proposal to Greene County, Tennessee, concerning Federal Project No.STP-340(9), State project No. 30024-4214-04, which involves the replacement of/or slope stabilization near LM 6.52 State Route 340 resulting from the February 2019 flood; and

WHEREAS, the Greene County Legislative Body has determined that the above referenced project will benefit Greene County, Tennessee and the citizens thereof; and

WHEREAS, the Greene County Legislative Body wished to cooperate with the State of Tennessee, Department of Transportation, to make road and right-of-way improvements in Greene County, Tennessee; and

WHEREAS, said proposal is incorporated herein by referenced, the same as if copied herein verbatim, with a copy of said proposal attached hereto; and

WHEREAS, the terms and conditions of said proposal to Greene County as submitted by the State of Tennessee, Department of Transportation, are accepted and approved by the Greene County Legislative Body and shall fulfill all obligations and concomitant thereto.

NOW THEREFORE BE IT RESOLVED, by the Greene County Legislative Body meeting in regular session on the 21st day of September, 2020, a quorum being present and a majority voting in the affirmative, that the Proposal to Greene County, Tennessee, concerning Federal Project No.STP-340(9), State project No. 30024-4214-04, which involves the replacement of/or slope stabilization near LM 6.52 on State Route 340 be approved and accepted to take affect from and after this passage.

Greene County Attorney
Roger A. Woolsey
204 N. Cutler St.
Greeneville, TN 37745
Phone: 423-798-1779
Fax: 423-798-1781

C.

BE IT FURTHER RESOLVED that the County Mayor and Road Superintendent is authorized to execute any documents necessary to accept and implement this proposal and agreement.

Highway Committee
Sponsor

Kevin C. Morrison
County Mayor

Lori Bryant
County Clerk

Roger A. Woolsey
County Attorney

Greene County Attorney
Roger A. Woolsey
204 N. Cutler St.
Greeneville, TN 37745
Phone: 423-798-1779
Fax: 423-798-1781

PROPOSAL

OF THE DEPARTMENT OF TRANSPORTATION OF THE STATE OF TENNESSEE

TO THE COUNTY OF GREENE, TENNESSEE:

The DEPARTMENT OF TRANSPORTATION of the State of Tennessee, hereinafter "DEPARTMENT", proposes to construct a project in the County of Greene, Tennessee, hereinafter "COUNTY", designated as Federal Project No. STP-340(9), State Project No. 30024-4214-04 , that is described as "near LM 6.52 (Slope Stabilization) (February 2019 Flood) Route: SR-340", provided the COUNTY agrees to cooperate with the DEPARTMENT as set forth in this proposal, so that the general highway program may be carried out in accordance with the intent of the General Assembly of the State.

Accordingly, the parties agree as follows:

1. That in the event any civil actions in inverse condemnation or for damages are instituted by reason of the DEPARTMENT, or its contractor, going upon the highway right-of-way and easements, and constructing said project in accordance with the plans and as necessary to make the completed project functional, it will notify in writing the Attorney General of the State, whose address is 425 Fifth Avenue North, Nashville, Tennessee, 37243, of the institution of each civil action, the complaint and all subsequent pleadings, within ten (10) days after the service of each of the same, under penalty of defending such actions and paying any judgments which result therefrom at its own expense.

2. The COUNTY will close or otherwise modify any of its roads or other public ways if indicated on the project plans, as provided by law.

3. The COUNTY will transfer or cause to be transferred to the DEPARTMENT, without cost to the DEPARTMENT, all land owned by the COUNTY or by any of its instrumentalities as

required for right-of-way or easement purposes, provided such land is being used or dedicated for road or other public way purposes.

4. Where privately, publicly or cooperatively owned utility lines, facilities and systems for producing, transmitting or distributing communications, power, electricity, light, heat, gas, oil, crude products, water, steam, waste, storm water not connected with highway drainage, and other similar commodities, including publicly owned facilities such as fire and police signal systems and street lighting systems are located within the right-of-way of any road or other public way owned by the COUNTY, or any of its instrumentalities, the COUNTY agrees that it will take any action necessary to require the removal or adjustment of any of the above-described facilities as would conflict with the construction of the project. But the foregoing may not be a duty of the COUNTY since it shall become operative only after the DEPARTMENT has been unsuccessful in its efforts to provide for said removals or adjustments for the benefit of the COUNTY.

The foregoing does not apply to those utility facilities which are owned by the COUNTY or one of its instrumentalities, it being understood that the COUNTY has the duty to relocate or adjust such facilities, if required, provided the COUNTY is notified to do so by the DEPARTMENT with detailed advice as to this duty of the COUNTY.

5. The COUNTY will maintain any frontage road to be constructed as part of the project;

6. After the project is completed and open to traffic, the COUNTY will accept jurisdiction and maintenance such parts of any existing DEPARTMENT highway to be replaced by the project, as shown on the attached map.

7. The COUNTY will make no changes or alter any segment of a road on its road system that lies within the limits of the right-of-way acquired for any interchange to be constructed as part of the project and will not permit the installation or relocation of any utility

facilities within the right-of-way of any such a segment of one of its roads without first obtaining the approval of the DEPARTMENT.

8. No provision hereof shall be construed as changing the maintenance responsibility of the COUNTY for such part of the project as may presently be on its highway, street, road or bridge system.

9. It is understood and agreed between the DEPARTMENT and the COUNTY that all traffic control signs for the control of traffic on a street under the jurisdiction of the COUNTY and located within the DEPARTMENT's right-of-way shall be maintained and replaced by the COUNTY.

10. When traffic control devices for the direction or warning of traffic, lighting of roadways or signing, or any of them, which are operated or function by the use of electric current are constructed or installed as part of the project, they will be furnished with electricity and maintained by the COUNTY.

11. If, as a result of acquisition and use of right-of-way for the project, any building and/or structure improvements become in violation of a COUNTY setback line or building and/or structure requirement, including, but not limited to, on-premise signs, the COUNTY agrees to waive enforcement of the COUNTY setback line or building and/or structure requirement and take other proper governmental action as necessary to accomplish such waiver.

12. If, as a result of acquisition and use of right-of-way for the project, any real property retained by any property owner shall become in violation of a COUNTY zoning regulation or requirement, the COUNTY agrees to waive enforcement of the COUNTY zoning regulation or requirement and take other proper governmental action as necessary to accomplish such waiver.

13. The COUNTY will not authorize encroachments of any kind upon the right-of-way, nor will the COUNTY authorize use of the easements for the project in any manner which affects

the DEPARTMENT's use thereof.

14. The COUNTY will obtain the approval of the DEPARTMENT before authorizing parking on the right-of-way and easements for the project.

15 The COUNTY will not install or maintain any device for the purpose of regulating the movement of traffic on the roadway except as warranted and in conformity with the Manual on Uniform Traffic Control Devices.

16. If the project is classified as full access control (i.e. a project which has no intersecting streets at grade), then the DEPARTMENT will maintain the completed project. If the project is not classified as full access control, then the DEPARTMENT will maintain the pavement from curb to curb where curbs exist, or will maintain full width of the roadway where no curb exist. The COUNTY agrees to maintain all other parts of non-access control projects; provided, however, that any retaining walls, box culverts, or other like structures constructed as part of the project that supports the structural integrity or stability of the roadway surface shall be maintained by the DEPARTMENT.

17. If a sidewalk is constructed as a component of this project, the COUNTY shall be responsible for maintenance of the sidewalk and shall assume all liability for third-party claims for damages arising from its use of the sidewalk or premises beyond the DEPARTMENT'S maintenance responsibilities as set forth in section 16 of this proposal.

18. When said project is completed, the COUNTY thereafter will not permit any additional median crossovers, the cutting of the pavement, curbs, gutters and sidewalks, by any person, firm, corporation, or governmental agency, without first obtaining the approval of the DEPARTMENT.

19. The DEPARTMENT will acquire the right-of-way and easements, construct the project and defend any inverse condemnation for damage or civil actions of which the Attorney

General has received the notice and pleadings provided for herein; provided, however, that if the project is being constructed pursuant to a contract administered by the DEPARTMENT's Local Programs Development Office, the terms of that contract shall control in the event of a conflict with this proposal.

20. The project plans hereinbefore identified by number and description are incorporated herein by reference and shall be considered a part of this proposal, including any revisions or amendments thereto, provided a copy of each is furnished the COUNTY.

21. The acceptance of this proposal shall be evidenced by the passage of a resolution or by other proper governmental action, which shall incorporate this proposal verbatim or make reference thereto.

IN WITNESS WHEREOF, the DEPARTMENT has caused this proposal to be executed by its duly authorized official on this the ____ day of _____, 20___.

THE COUNTY OF _____, TENNESSEE

BY: _____ DATE: _____
MAYOR

STATE OF TENNESSEE
DEPARTMENT OF TRANSPORTATION

BY: _____ DATE: _____
CLAY BRIGHT
COMMISSIONER

APPROVED AS TO FORM AND LEGALITY:

BY: _____ DATE: _____
JOHN REINBOLD
GENERAL COUNSEL

STATE OF TENNESSEE
DEPARTMENT OF TRANSPORTATION
BUREAU OF ENGINEERING

Index Of Sheets

TITLE SHEET 1
TYPICAL SECTION 2B
RIGHT-OF- WAY NOTES, UTILITY NOTES, UTILITY OWNERS AND RIGHT-OF-WAY ACQUISITION TABLE 3
PROPERTY MAP 3A
PRESENT LAYOUT 4
RIGHT-OF-WAY DETAILS 4A
PROPOSED LAYOUT 4B

DOES THIS PROJECT QUALIFY FOR UTILITY CHAPTER 86	YES	NO X
WORK ZONE SIGNIFICANCE DETERMINATION	SIGNIFICANT	
PER FHWA (FORM A)	YES	NO X
PER TDOT (FORM B)	YES	NO X

TENN.	YEAR	SHEET NO
	2019	1
FED AID PROJ NO	STP-340(9)	
STATE PROJ NO	30024-4214-04	

GREENE COUNTY

SR-340; NEAR LM 6.52 (SLOPE STABILIZATION)
(FEBRUARY 2019 FLOOD)

RIGHT-OF-WAY
EMERGENCY SLIDE REPAIR, AS-BUILT PLANS
STATE HIGHWAY NO. 340 F.A.H.S. NO. N/A

GREENE COUNTY
STATE ROUTE 340

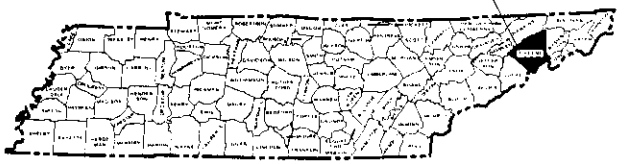

NO EXCLUSIONS

30024-4214-04
END PROJECT NO. STP-340(9) R.O.W.
STA. 112+75.00
N 664997.1312 E 2817867.2803

30024-4214-04
BEGIN PROJECT NO. STP-340(9) R.O.W.
STA. 106+50.00
N 664568.4532 E 2818276.6908

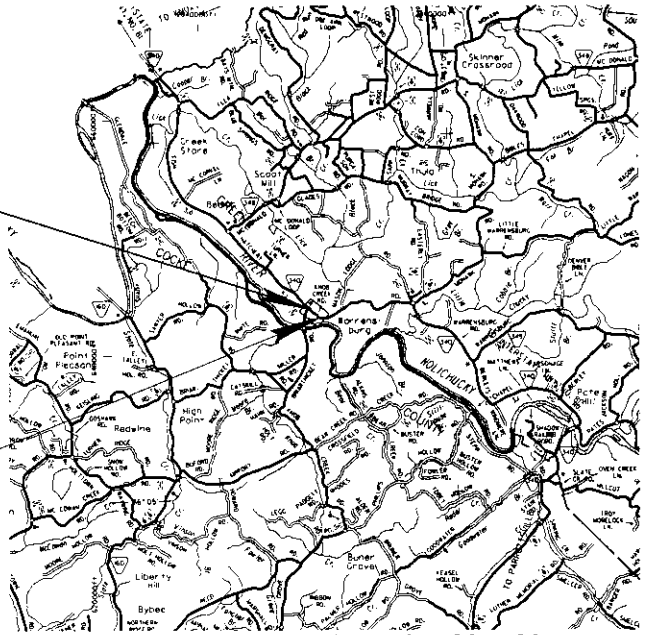

N

SCALE 1" = 5280'

0 1.0 2.0 3.0 MILES

R.O.W. PLANS

SEALED BY

JAMES B. MORGAN
REGISTERED ENGINEER
AUTHORIZED
ENGINEER
STATE OF TENNESSEE
08/16/2019

APPROVED Paul D. Degges
PAUL D. DEGGES, CHIEF ENGINEER

DATE

APPROVED Clay Bright
CLAY BRIGHT, COMMISSIONER

SPECIAL NOTES

PROPOSALS MAY BE REJECTED BY THE COMMISSIONER IF ANY OF THE UNIT PRICES CONTAINED THEREIN ARE OBVIOUSLY UNBALANCED, EITHER EXCESSIVE OR BELOW THE REASONABLE COST ANALYSIS VALUE

THIS PROJECT TO BE CONSTRUCTED UNDER THE STANDARD SPECIFICATIONS OF THE TENNESSEE DEPARTMENT OF TRANSPORTATION DATED JANUARY 1, 2015 AND ADDITIONAL SPECIFICATIONS AND SPECIAL PROVISIONS CONTAINED IN THE PLANS AND IN THE PROPOSAL CONTRACT.

TDOT ROAD SP SV 2 : JAY MORGAN

R.O.W. LENGTH	0.118 MILES
ROADWAY LENGTH	0.000 MILES
BRIDGE LENGTH	0.000 MILES

SR-340

SURVEY 03-25-19	TRAFFIC DATA	
	ADT (2019)	580
	ADT (2039)	667
	DHV (2039)	75
	D	55 - 56
	T (ADT)	1 %
	T (DHV)	1 %

U S DEPARTMENT OF TRANSPORTATION
FEDERAL HIGHWAY ADMINISTRATION

APPROVED

019 12 25
s002 tdot static in us-01Shared\SURVDES\DESIGN\PROJECTS\Greene Mud Slide SR-340 LM 6.52.001.sht

TYPE	YEAR	PROJECT NO.	SHEET NO.
R.O.W.	2019	STP-340(9)	3

SR-340 GREENE COUNTY
30024-4214-04 (R.O.W.)

RIGHT-OF-WAY

(1) IT IS INTENDED THAT ALL BUILDINGS AND/OR PORTIONS OF BUILDINGS THAT ARE WITHIN THE PROPOSED RIGHT-OF-WAY AND/OR EASEMENT LINES FOR THE PROJECT BE REMOVED THERE FROM IN THE PROCESS OF RIGHT-OF-WAY ACQUISITION. IF ANY SUCH BUILDINGS OR IMPROVEMENTS ARE NOT REMOVED IN THE COURSE OF RIGHT-OF-WAY ACQUISITION, THE CIVIL ENGINEERING MANAGER 2, PROJECT DEVELOPMENT DIVISION AND THE CIVIL ENGINEERING MANAGER 1, REGIONAL PROJECT DEVELOPMENT OFFICE, ARE TO BE NOTIFIED IN SUFFICIENT TIME TO PERMIT HAVING SUCH REMOVALS DESIGNATED AS A PART OF THE CONSTRUCTION CONTRACT.

(2) ALL RAMPS MUST CONFORM TO THE DEPARTMENT'S "POLICY ON FINANCING CONSTRUCTION OF PUBLIC ROAD INTERSECTIONS AND DRIVEWAYS ON HIGHWAY RESURFACING, RECONSTRUCTION AND CONSTRUCTION PROJECTS ON NEW LOCATIONS", THE MANUAL ON RULES AND REGULATIONS FOR CONSTRUCTING DRIVEWAYS ON STATE HIGHWAY RIGHT-OF-WAY, STANDARD DRAWING RP-R-1, AND OTHER ACCEPTED DESIGN AND SAFETY STANDARDS

(3) EXISTING PAVED DRIVEWAY PER TRACT REMAINDER WILL BE REPLACED IN KIND TO A TOUCHDOWN POINT.

(4) WHERE THE EXISTING DRIVEWAY IS UNPAVED AND THE PROPOSED DRIVEWAY EXCEEDS 7 PERCENT IN GRADE, EACH DRIVEWAY WILL BE PAVED TO A TOUCHDOWN POINT OR UNTIL THE GRADE IS LESS THAN 7 PERCENT

(5) WHERE THE EXISTING DRIVEWAY IS UNPAVED AND THE PROPOSED DRIVEWAY IS LESS THAN 7 PERCENT IN GRADE, EACH DRIVEWAY WILL BE PAVED A SHOULDER WIDTH FROM THE EDGE OF PAVEMENT AND THE REMAINDER OF THAT DRIVEWAY REPLACED IN KIND TO A TOUCHDOWN POINT

(6) ANY NECESSARY PAVING OF DRIVEWAYS WILL BE DONE DURING PAVING OPERATIONS ON THE MAIN ROADWAY

(7) TRACT REMAINDERS NOT HAVING AN EXISTING DRIVEWAY WILL BE PROVIDED ONE 50-FOOT OPENING IN THE ACCESS CONTROL FENCE AND A DRIVEWAY WILL BE CONSTRUCTED UNLESS ACCESS IS PROVIDED FROM AN INTERSECTING ROAD OR BASED ON PHYSICAL CONDITIONS AND/OR CONFLICTS WITH OTHER DESIGN CONSIDERATIONS WHICH PREVENT AN ACCESS OPENING. PAVING OF THESE NEW DRIVEWAYS WILL BE IN ACCORDANCE TO THE 7 PERCENT CRITERIA PREVIOUSLY MENTIONED FOR EXISTING DRIVEWAYS.

(8) NEW DRIVEWAYS PROVIDED IN THE PLANS WILL BE PAVED BASED ON THE 7 PERCENT CRITERIA. THOSE 7 PERCENT OR STEEPER IN GRADE WILL BE PAVED AND THOSE FLATTER THAN 7 PERCENT WILL BE COVERED WITH BASE STONE

(9) ON PROJECTS WITHOUT CURB AND GUTTER THAT ARE ON STATE ROUTES, IT WILL BE THE RESPONSIBILITY OF THE OWNER TO SECURE A PERMIT AND TO CONSTRUCT ADDITIONAL DRIVEWAYS AND FIELD ENTRANCES OTHER THAN THOSE PROVIDED IN THE PLANS.

(10) EASEMENT REQUIRED FOR THE RAILROAD CROSSING IS TO BE OBTAINED BY THE UTILITIES ENGINEER BY PROVISIONS CONTAINED IN THE CROSSING AGREEMENT NEGOTIATED WITH THE RAILROAD.

UTILITIES

(1) THE LOCATIONS OF UTILITIES SHOWN WITHIN THESE PLANS ARE APPROXIMATE ONLY. THE SURVEYOR HAS NOT PHYSICALLY LOCATED THE UNDERGROUND UTILITIES. ABOVE GRADE AND UNDERGROUND UTILITIES SHOWN WERE TAKEN FROM VISIBLE APPURTENANCES AT THE SITE, PUBLIC RECORDS, AND/OR MAPS PREPARED BY OTHERS. THEREFORE, RELIANCE UPON THE TYPE, SIZE, AND LOCATION OF UTILITIES SHOWN SHOULD BE DONE SO WITH THIS CIRCUMSTANCE CONSIDERED. DETAILED VERIFICATION OF EXISTENCE, LOCATION, AND DEPTH SHOULD ALSO BE MADE PRIOR TO ANY DECISION RELATIVE THERETO IS MADE. AVAILABILITY AND COST OF SERVICE SHOULD BE CONFIRMED WITH THE APPROPRIATE UTILITY COMPANY. IN TENNESSEE, IT IS A REQUIREMENT, PER "THE UNDERGROUND UTILITY DAMAGE PREVENTION ACT", THAT WHO ENGAGES IN EXCAVATION MUST NOTIFY ALL KNOWN UNDERGROUND UTILITY OWNERS, NO LESS THAN THREE (3) OR NOT MORE THAN TEN (10) WORKING DAYS PRIOR TO THE DATE OF THEIR INTENT TO EXCAVATE AND ALSO TO AVOID ANY POSSIBLE HAZARD OR CONFLICT. NOTIFICATION BY CALLING THE TENNESSEE ONE CALL SYSTEM, INC., AT 1-800-351-1111 AS REQUIRED BY TCA 65-31-106 WILL BE REQUIRED."

(2) UNLESS OTHERWISE NOTED, ALL UTILITY ADJUSTMENTS WILL BE PERFORMED BY THE UTILITY OR ITS REPRESENTATIVE. THE CONTRACTOR AND UTILITY OWNERS WILL BE REQUIRED TO COOPERATE WITH EACH OTHER IN ORDER TO EXPEDITE THE WORK REQUIRED BY THIS CONTRACT. ON CONTRACTS WHERE CONSTRUCTION STAKES, LINES, AND GRADES ARE CONTRACT ITEMS, THE CONTRACTOR WILL BE REQUIRED TO PROVIDE RIGHT-OF-WAY OR SLOPE STAKES, DITCH OR STREAM BED GRADES, OR OTHER ESSENTIAL SURVEY STAKING TO PREVENT CONFLICTS WITH THE HIGHWAY CONSTRUCTION. FREQUENTLY, THIS WILL BE REQUIRED AS THE FIRST ITEM OF WORK AND AT ANY LOCATION ON THE PROJECT DIRECTED BY THE ENGINEER

(3) THE CONTRACTOR WILL PROVIDE ALL NECESSARY PROTECTIVE MEASURES TO SAFEGUARD EXISTING UTILITIES FROM DAMAGE DURING CONSTRUCTION OF THIS PROJECT. IN THE EVENT THAT SPECIAL EQUIPMENT IS REQUIRED TO WORK OVER AND AROUND THE UTILITIES, THE CONTRACTOR WILL BE REQUIRED TO FURNISH SUCH EQUIPMENT. THE COST OF PROTECTING UTILITIES FROM DAMAGE AND FURNISHING SPECIAL EQUIPMENT WILL BE INCLUDED IN THE PRICE BID FOR OTHER ITEMS OF CONSTRUCTION.

(4) PRIOR TO SUBMITTING HIS BID, THE CONTRACTOR WILL BE SOLELY RESPONSIBLE FOR CONTACTING OWNERS OF ALL AFFECTED UTILITIES IN ORDER TO DETERMINE THE EXTENT TO WHICH UTILITY RELOCATIONS AND/OR ADJUSTMENTS WILL HAVE UPON THE SCHEDULE OF WORK FOR THE PROJECT. WHILE SOME WORK MAY BE REQUIRED 'AROUND' UTILITY FACILITIES THAT WILL REMAIN IN PLACE, OTHER UTILITY FACILITIES MAY NEED TO BE ADJUSTED CONCURRENTLY WITH THE CONTRACTOR'S OPERATIONS. ADVANCE CLEAR CUTTING MAY BE REQUIRED BY THE ENGINEER AT ANY LOCATION WHERE CLEARING IS CALLED FOR IN THE SPECIFICATIONS AND CLEAR CUTTING IS NECESSARY FOR A UTILITY RELOCATION. ANY ADDITIONAL COST WILL BE INCLUDED IN THE UNIT PRICE BID FOR THE CLEARING ITEM SPECIFIED IN THE PLANS.

(5) THE CONTRACTOR SHALL NOTIFY EACH INDIVIDUAL UTILITY OWNER OF HIS PLAN OF OPERATION IN THE AREA OF THE UTILITIES. PRIOR TO COMMENCING WORK, THE CONTRACTOR SHALL CONTACT THE UTILITY OWNERS AND REQUEST THEM TO PROPERLY LOCATE THEIR RESPECTIVE UTILITY ON THE GROUND. THIS NOTIFICATION SHALL BE GIVEN AT LEAST THREE (3) BUSINESS DAYS PRIOR TO COMMENCEMENT OF OPERATIONS AROUND THE UTILITY IN ACCORDANCE WITH TCA 65-31-106.

UTILITY OWNERS

FIBER:
NEWPORT UTILITIES BOARD
P.O.BOX 519, 1419 W HWY 25/70
NEWPORT, TN 37821
CONTACT:
OFFICE PHONE:
CELL PHONE:
Email:

ELECTRIC:
GREENVILLE LIGHT & POWER SYSTEM
P.O.BOX 1690
GREENVILLE, TB 37744
CONTACT: STACY BOLTON
OFFICE PHONE: 423 636 6218
CELL PHONE 423 623 0560
Email SBOLTON@GLPS.NET

ELECTRIC:
NEWPORT UTILITIES BOARD
P.O.BOX 519, 1419 W HWY 25/70
NEWPORT, TN 37821
CONTACT
OFFICE PHONE
CELL PHONE
Email:

TELEPHONE:
AT&T
9733 PARKSIDE DRIVE
KNOXVILLE, TN 37922
CONTACT VAUGHN JONES
OFFICE PHONE: 865 539 8579
CELL PHONE. 865 789 4714
Email VJ0702@ATT.COM

WATER:
NEWPORT UTILITIES BOARD
P.O.BOX 519, 1419 W HWY 25/70
NEWPORT, TN 37821
CONTACT:
OFFICE PHONE:
CELL PHONE:
Email:

WATER:
OLD KNOXVILLE HIGHWAY UTILITY DISTRICT
1005 MAIN STREET
MOSHEIM TN 37818
CONTACT JONATHAN STEPP, JOSH STEPP
TERRI WADDEL/GAIL LARTER
OFFICE PHONE 423 222 1660
CELL PHONE: 423 552 6399, 423 552 4876.
Email: OKHWD@NETSCAPE.COM

SEWER:
NEWPORT UTILITIES BOARD
P.O.BOX 519, 1419 W HWY 25/70
NEWPORT, TN 37821
CONTACT
OFFICE PHONE
CELL PHONE
Email:

R.O.W.
PLANS

SEALED BY

STATE OF TENNESSEE
DEPARTMENT OF TRANSPORTATION

RIGHT-OF-WAY NOTES,
UTILITY NOTES,

R.O.W. ACQUISITION TABLE

TRACT NO.	PROPERTY OWNERS	COUNTY RECORDS: TAX MAP NO.	PARCEL NO.	DEED DOCUMENT REFERENCE: BOOK	PAGE	TOTAL AREA (ACRES): LEFT	RIGHT	TOTAL	AREA TO BE ACQUIRED (ACRES): LEFT	RIGHT	TOTAL	AREA REMAINING (ACRES): LEFT	RIGHT	EASEMENT (ACRES): PERMANENT	SLOPE	CONSTRUCTION (1)	AIR RIGHTS
1	JAYNE MARIE (PURGASON) DUBOSE AND HUSBAND KEVIN ONEAL DUBOSE	116	004.31	470A	2307	7.369		7.369	0.259		0.259	7.110				0.446	
~~2~~	~~KEVIN DUBOSE AND WIFE, JAYNE M. DUBOSE~~	~~116~~	~~004.32~~	~~498A~~	~~127~~	~~1.246~~		~~1.246~~				~~1.246~~					
~~3~~	~~HARLAN SHELTON AND EDDIE SHELTON~~	~~116~~	~~004.27~~	~~465~~	~~013~~	~~0.561~~		~~0.561~~				~~0.561~~					

(1) NOTE: FOR WORKING ROOM AND EPSC DEVICES.

DISTURBED AREA

IN BETWEEN SLOPE LINES	0.260	(AC)

TYPE	YEAR	PROJECT NO.	SHEET NO.
R.O.W	2019	STP-340(9)	3A

SR-340
30024-4214-04 (R.O.W)
GREENE COUNTY

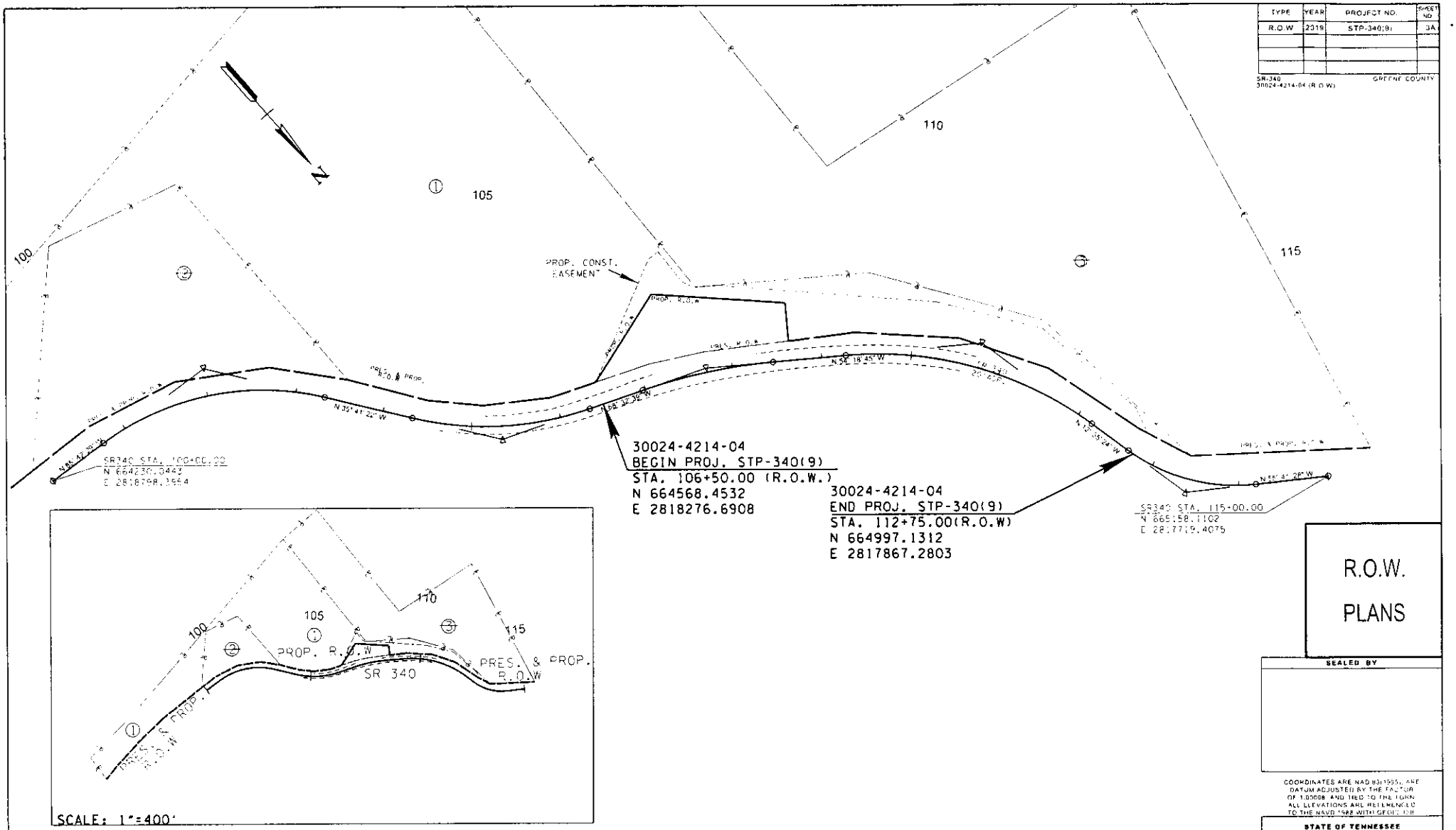

R.O.W. PLANS

SEALED BY

COORDINATES ARE NAD 83(1995), ARE DATUM ADJUSTED BY THE FACTOR OF 1.00008 AND TIED TO THE TGRN. ALL ELEVATIONS ARE REFERENCED TO THE NAVD 1988 WITH GEOID 12B

STATE OF TENNESSEE
DEPARTMENT OF TRANSPORTATION

PROPERTY MAP

1:2019 12 26
Inas202 tdot state in us-01Shared\SURVDES\DESIGN\PROJECTS\Greene Mud Slide SR-340 (M 6 52 003A.shl

TYPE	YEAR	PROJECT NO.	SHEET NO.
R.O.W	2019	STP-340(9)	4

SR-340
30024-4214-04 (R.O.W.)
GREENE COUNTY

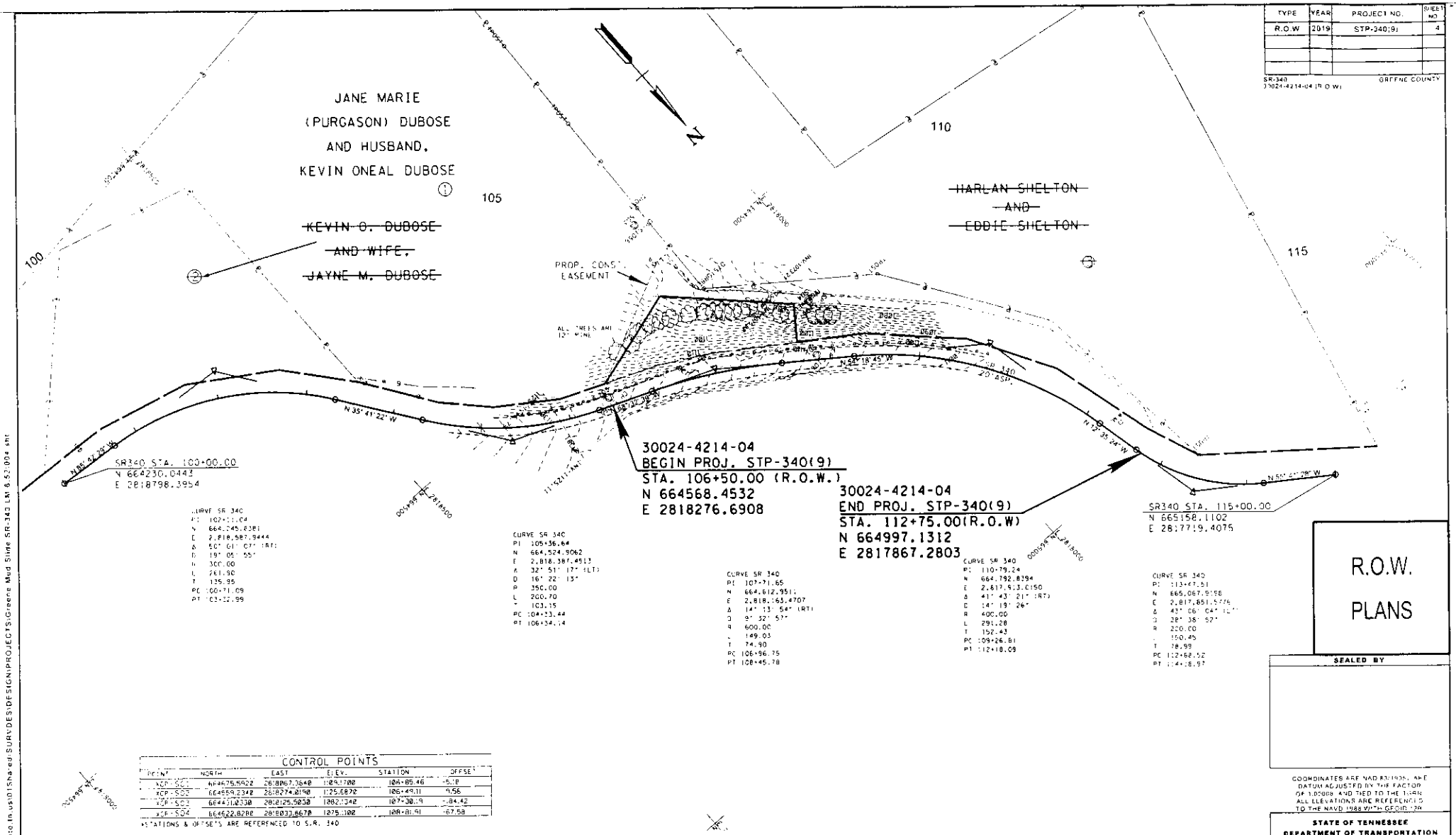

CURVE SR 340
PI 102+11.04
N 664,245.8381
E 2,818,587.9444
Δ 50° 01' 07" (RT)
D 19° 05' 55"
R 300.00
L 261.90
T 135.95
PC 100+71.09
PT 103+32.99

CURVE SR 340
PI 105+36.64
N 664,524.9062
E 2,818,387.4513
Δ 32° 51' 17" (LT)
D 16° 22' 13"
R 350.00
L 200.70
T 103.15
PC 104+33.44
PT 106+34.14

CURVE SR 340
PI 107+71.65
N 664,612.9511
E 2,818,163.4707
Δ 14° 13' 54" (RT)
D 9° 32' 57"
R 600.00
L 149.03
T 74.90
PC 106+96.75
PT 108+45.78

CURVE SR 340
PI 110+79.24
N 664,792.8394
E 2,817,913.0150
Δ 41° 43' 21" (RT)
D 14° 19' 26"
R 400.00
L 291.28
T 152.43
PC 109+26.81
PT 112+18.09

CURVE SR 340
PI 113+47.51
N 665,067.9198
E 2,817,851.5776
Δ 43° 06' 04" (LT)
D 28° 38' 52"
R 200.00
L 150.45
T 78.99
PC 112+68.52
PT 114+18.97

CONTROL POINTS

POINT	NORTH	EAST	ELEV.	STATION	OFFSET
XCP-SC1	664675.5922	2818067.3640	1109.1700	106+85.46	-5.18
XCP-SC2	664559.2342	2818274.0190	1125.6872	106+49.11	9.56
XCP-SC3	664431.0330	2818125.5030	1082.1342	107+30.19	-84.42
XCP-SC4	664622.8280	2818033.6670	1275.1100	108+81.91	-67.58

*STATIONS & OFFSETS ARE REFERENCED TO S.R. 340

R.O.W.
PLANS

SEALED BY

COORDINATES ARE NAD 83/1986, ARE DATUM ADJUSTED BY THE FACTOR OF 1.00008 AND TIED TO THE TGRN. ALL ELEVATIONS ARE REFERENCED TO THE NAVD 1988 WITH GEOID 12B

STATE OF TENNESSEE
DEPARTMENT OF TRANSPORTATION

PRESENT
LAYOUT

STA. 106+50 TO STA. 112+75
SCALE: 1"= 50'

15-AUG-2019 12:26
\\ldot01nas002.ldot.state.tn.us\01Shared\SURVDES\DESIGN\PROJECTS\Greene Mud Slide SR-340 LM 6.52-004.sht

TYPE	YEAR	PROJECT NO	SHEET NO.
R.O.W	2019	STP-340(9)	48

SR-340
30024-4214-04 (R.O.W.)
GREENE COUNTY

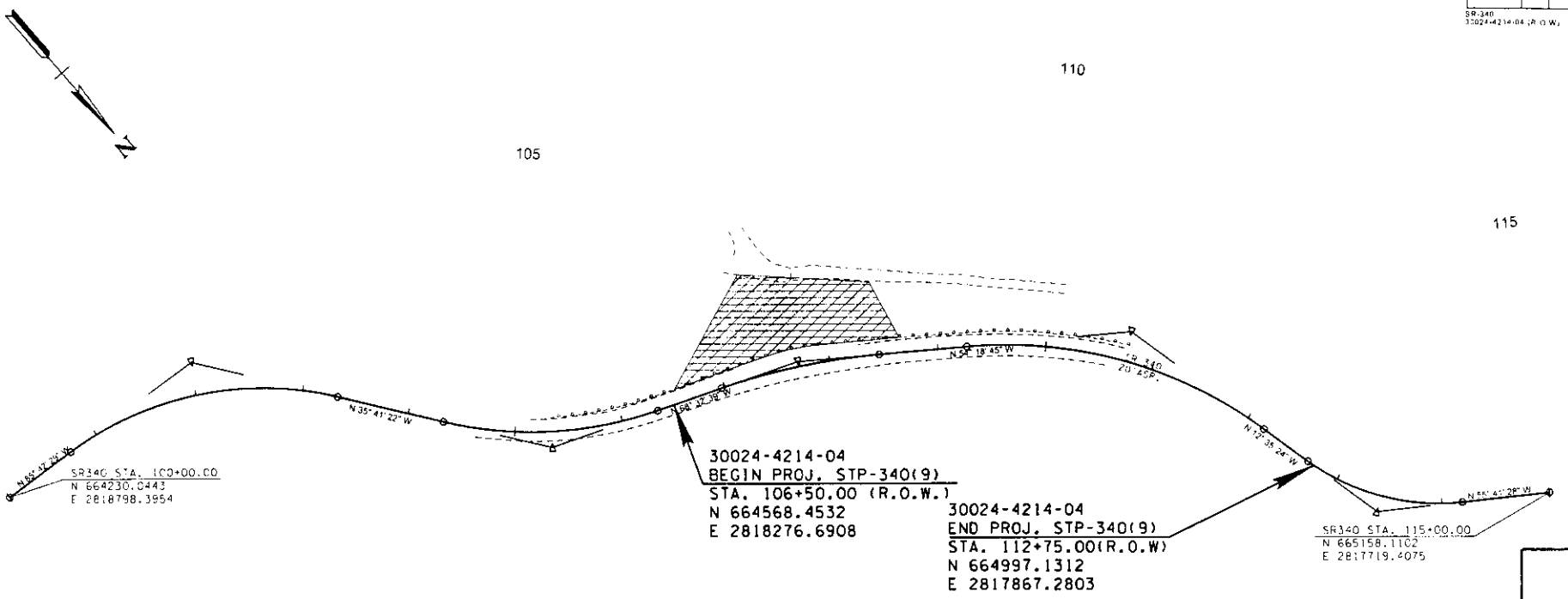

APPROXIMATE LOCATION OF ROCK BUTTRESS

NOTES:
1. AFTER AN EXISTING BUTTRESS FAILED, THE EXISTING BUTTRESS MATERIALS WERE REMOVED.
2. 14-15 MATURE TREES HAD TO BE REMOVED TO RE-ESTABLISH THE BUTTRESS TOE AND EXCAVATE TO PROVIDE AN ADEQUATE KEYWAY.
3. A ROCK BUTTRESS, APPROXIMATELY 150' LONG AND 35'-40' HIGH, WAS INSTALLED USING 4'-5' (LONGEST DIMENSION) DOLOSTONE ROCK BOULDERS PLACED AT THE TOE WITHIN THE EXCAVATED KEYWAY.

R.O.W.
PLANS

SEALED BY

COORDINATES ARE NAD 83(1995), ARE DATUM ADJUSTED BY THE FACTOR OF 1.00008 AND TIED TO THE TGRN. ALL ELEVATIONS ARE REFERENCED TO THE NAVD 1988 WITH GEOID 12B

STATE OF TENNESSEE
DEPARTMENT OF TRANSPORTATION

PROPOSED
LAYOUT

STA. 106+50 TO STA. 112+75
SCALE: 1"= 50'

15-AUG-2019 12:26
:\dot01nas002 (dot state.in.us)\Shared\SURVDESIDESIGN\PROJECTS\Greene Mud Slide SR-340 FM 6 52-0046 sht

RESOLUTION D: A RESOLUTION REQUESTING FEDERAL ASSISTANCE UNDER THE EMERGENCY WATER SHED PROGRAM

A motion was made by Commissioner Waddle and seconded by Commissioner Bowers to approve a Resolution requesting Federal Assistance under the Emergency Water Shed Program.

Voting was conducted by individual voice vote. Mayor Morrison called each Commissioner by name in alphabetical order, and each Commissioner stated their name and stated their vote. Commissioner Arrowood, Bible, Bowers, Bryant, Burkey, Carpenter, Clemmer, Cobble, Crawford, Dabbs, Kesterson, Lawing, Parton, Patterson, Peters, Powell, Quillen, Shelton, Tucker, and Waddle voted yes. Commissioner White was absent. There were 20 – aye; 0 – nay; and 1 – absent. The motion to approve the Resolution passed.

RESOLUTION REQUESTING FEDERAL ASSISTANCE UNDER THE EMERGENCY WATER SHED PROGRAM

WHEREAS, certain streams in Greene County suffered extensive damages as a result of severe flooding that occurred in portions of Greene County in the spring of 2019; and

WHEREAS, the Greene County Highway Department identified certain streams and roads in Greene County where extensive work was required to stabilize streambanks adjacent to county roads to in turn facilitate repairs to those county roads; and

WHEREAS, the Greene County Highway Department has completed streambank stabilization projects at those identified locations; and

WHEREAS, Federal Assistance is available under provisions of Section 216, Public 81-516 Emergency Water Shed Program to repair damages in county streams at various sites caused primarily by the storm events in the spring of 2019; and

WHEREAS, in order to qualify for Federal Assistance under the Emergency Water Shed Program, the County Legislative Body of Greene County must approve the Greene County Road Superintendent's request for Federal Assistance under Section 216, Public 81-516 Emergency Water Shed Program; and

WHEREAS, Greene County acquired the easements and permits needed to construct and maintain, if necessary, the proposed remediation measures and further has furnished twenty-five percent (25%) local cost share of the construction work (in kind labor, machinery, and materials.

Greene County Attorney
Roger A. Woolsey
204 N. Cutler St.
Greeneville, TN 37745
Phone: 423-798-1779
Fax: 423-798-1781

D.

NOW THEREFORE BE IT RESOLVED by the Greene County Legislative Body meeting in regular session on September 21st, 2020, a quorum being present and a majority voting in the affirmative to approve the County Road Superintendent's request for and receipt of Federal Assistance under the provisions of Section 216, Public 81-516 Emergency Water Shed Program in the amount of $72.227.24 deposited in revenue code 47114.

BE IT FURTHER RESOLVED that the funding received be appropriated to Capital Outlay-Motor Vehicles # 131-68000-718

Budget and Finance Committee
Sponsor

Lou Bryant
County Court Clerk

Kevin C. Morrison
County Mayor

Roger A. Woolsey
County Attorney

Greene County Attorney
Roger A. Woolsey
204 N. Cutler St.
Greeneville, TN 37745
Phone: 423-798-1779
Fax: 423-798-1781

RESOLUTION E: A RESOLUTION TO APPROPRIATE UP TO $35,581 TO PURCHASE X-RAY INSPECTION SYSTEM AT THE COURTHOUSE

A motion was made by Commissioner Clemmer and seconded by Commissioner Crawford to approve a Resolution to appropriate up to $35,581 to purchase x-ray inspection system at the Courthouse.

Voting was conducted by individual voice vote. Mayor Morrison called each Commissioner by name in alphabetical order, and each Commissioner stated their name and stated their vote. Commissioners Arrowood, Bible, Bowers, Bryant, Burkey, Carpenter, Clemmer, Cobble, Crawford, Dabbs, Kesterson, Lawing, Parton, Patterson, Peters, Powell, Quillen, Shelton, Tucker, and Waddle voted yes. Commissioner White was absent. There were 20 – aye; 0 – nay; and 1 – absent. The motion to approve the Resolution passed.

A RESOLUTION TO APPROPRIATE UP TO $35,581 TO PURCHASE X-RAY INSPECTION SYSTEM AT THE COURTHOUSE FOR THE FISCAL YEAR ENDING JUNE 30, 2021

WHEREAS, the X-Ray inspection system currently located at the Greene County Courthouse is no longer operable and we have been unable to find anyone that can adequately repair the equipment and;

WHEREAS, to ensure the safety of the community and proceedings that take place at the Greene County Courthouse, it is imperative this system be replaced and;

NOW, THEREFORE, BE IT RESOLVED, by the Greene County Legislative Body meeting in a regular session on September 21st, 2020 a quorum being present and a majority voting in the affirmative, that an expenditure of up to thirty-five thousand five hundred eighty-one dollars ($35,581) be authorized from the Capital Projects Fund - #171 to make the necessary purchase:

Kevin C. Morrison
County Mayor

Budget and Finance Committee
Sponsor

Lori Bryant
County Clerk

Roger C Woolsey
County Attorney

E.

RESOLUTION F: A RESOLUTION OF THE GREENE COUNTY LEGISLATIVE BODY TO APPROPRIATE UP TO $36,450 FROM FUND #171-GENERAL CAPITAL PROJECTS TO PURCHASE A REPLACEMENT VEHICLE FOR EMA FOR THE FISCAL YEAR ENDING JUNE 30, 2021

A motion was made by Commissioner Quillen and seconded by Commissioner Crawford to approve a Resolution of the Greene County Legislative Body to appropriate up to $36,450 from fund #171-General Capital Projects to purchase a replacement vehicle for EMA for the Fiscal Year ending June 30, 2021.

Voting was conducted by individual voice vote. Mayor Morrison called each Commissioner by name in alphabetical order, and each Commissioner stated their name and stated their vote. Commissioners Arrowood, Bible, Bowers, Bryant, Burkey, Carpenter, Clemmer, Cobble, Crawford, Dabbs, Kesterson, Lawing, Parton, Patterson, Peters, Powell, Quillen, Shelton, Tucker, and Waddle voted yes. Commissioner White was absent. There were 20 – aye; 0 – nay; and 1 – absent. The motion to approve the Resolution passed.

A RESOLUTION OF THE GREENE COUNTY LEGISLATIVE BODY TO APPROPRIATE UP TO $36,450 FROM FUND #171 – GENERAL CAPITAL PROJECTS TO PURCHASE A REPLACEMENT VEHICLE FOR EMA FOR THE FISCAL YEAR ENDING JUNE 30, 2021

WHEREAS, the Emergency Management Agency Office (EMA) is in need of a replacement vehicle due to the condition of the 2010 Suburban that requires constant maintenance due to electrical issues that we have not been able to resolve and;

WHEREAS, the electrical issues have caused continual replacement of the battery because of the endless draw of power which has also led to the melting of the wiring casings making the vehicle a fire hazard and;

WHEREAS, Greene County wishes to approve the purchase of a replacement vehicle for up to thirty-six thousand four hundred fifty dollars ($36,450) from Fund #171 – General Capital Projects

NOW, THEREFORE, BE IT RESOLVED, by the Greene County Legislative Body meeting in a regular session on September 21st, 2020 a quorum being present and a majority voting in the affirmative, that an expenditure of up to thirty-six thousand four hundred fifty dollars ($36,450) be authorized from the Capital Projects Fund - #171 to purchase a replacement vehicle for EMA:

Kevin C. Morrison
County Mayor

Budget and Finance Committee
Sponsor

Lori Bryant
County Clerk

Roger C Vowell
County Attorney

F.

RESOLUTION G: A RESOLUTION TO APPROPRIATE UP TO $35,815 TO PURCHASE EMERGENCY RADIO COMMUNICATION EQUIPMENT FOR ANIMAL CONTROL FOR THE FISCAL YEAR ENDING JUNE 30, 2021

A motion was made by Commissioner Lawing and seconded by Commissioner Quillen to approve a Resolution to appropriate up to $35,815 to purchase emergency radio communication equipment for Animal Control for the Fiscal Year ending June 30, 2021.

Voting was conducted by individual voice vote. Mayor Morrison called each Commissioner by name in alphabetical order, and each Commissioner stated their name and stated their vote. Commissioners Arrowood, Bible, Bowers, Burkey, Carpenter, Clemmer, Cobble, Crawford, Dabbs, Kesterson, Lawing, Parton, Patterson, Peters, Powell, Quillen, Shelton, Tucker, and Waddle voted yes. Commissioner Bryant voted no. Commissioner White was absent. There were 19 – aye; 1 – nay; and 1 – absent. The motion to approve the Resolution passed.

A RESOLUTION TO APPROPRIATE UP TO $35,815 TO PURCHASE EMERGENCY RADIO COMMUNICATION EQUIPMENT FOR ANIMAL CONTROL FOR THE FISCAL YEAR ENDING JUNE 30, 2021

WHEREAS, the Greene County Commission approved the purchase of emergency communications equipment to be placed into service during the FYE 2020 at the June 17th, 2019 Greene County Legislative meeting and;

WHEREAS, Greene County is moving into the second phase of its emergency communication rollout that includes Animal Control which will be part of the Law Enforcement talk group and;

NOW, THEREFORE, BE IT RESOLVED, by the Greene County Legislative Body meeting in a regular session on September 18th, 2020 a quorum being present and a majority voting in the affirmative, that an expenditure of up to thirty-five thousand eight hundred fifteen dollars ($35,815) be authorized from the Capital Projects Fund - #171 to make the necessary purchase:

Kevin C. Morrison
County Mayor

Budget and Finance Committee
Sponsor

Lori Bryant
County Clerk

Roger C. Woolsey
County Attorney

G.

RESOLUTION H: A RESOLUTION OF THE GREENE COUNTY LEGISLATIVE BODY TO APPROPRIATE FUNDS TO THE ELECTION COMMISSION TO TRAIN A REPLACEMENT ASSOCIATE FOR THE FYE JUNE 30, 2021

A motion was made by Commissioner Carpenter and seconded by Commissioner Quillen to approve a Resolution of the Greene County Legislative Body to appropriate funds to the Election Commission to Train a replacement associate for the FYE June 30, 2021.

Mayor Morrison announced to the Commission that a typo was made on line 162 as Communication Equipment and will be corrected to Salary.

Voting was conducted by individual voice vote. Mayor Morrison called each Commissioner by name in alphabetical order, and each Commissioner stated their name and stated their vote. Commissioners Arrowood, Bible, Bowers, Bryant, Burkey, Carpenter, Clemmer, Cobble, Crawford, Dabbs, Kesterson, Lawing, Parton, Patterson, Peters, Powell, Quillen, Shelton, Tucker, and Waddle voted yes. Commissioner White was absent. There were 20 –aye; 0 – nay; and 1 – absent. The motion to approve the Resolution passed.

A RESOLUTION OF THE GREENE COUNTY LEGISLATIVE BODY TO APPROPRIATE FUNDS TO THE ELECTION COMMISSION TO TRAIN A REPLACEMENT ASSOCIATE FOR THE FYE JUNE 30, 2021

WHEREAS, Greene County has been notified that an employee will be leaving the Election Commission after the November Presidential election and;

WHEREAS, due to the unique operation and timing of the work flow of the Election Commission, it is in the best interest of Greene County to find a replacement to train prior to the election while the associate is still available to answer questions and assist in training and;

NOW, THEREFORE BE IT RESOLVED by the county legislative body of Greene County, meeting in regular session this 21st day of September, 2020, a quorum being present and a majority voting in the affirmative, that the General Fund - #101 budget be amended as follows:

DECREASE IN UNASSIGNED FUND BALANCE

39000	UNASSIGNED FUND BALANCE	$	28,340
	Total Decrease in Unassigned Fund Balance	**$**	**28,340**

INCREASE IN BUDGETED APPROPRIATIONS

51500		ELECTION COMMISSION		
	162	Clerical Personnel	$	5,744
	201	Social Security		356
	204	Pension		402
	206	Life		50
	207	Health		21,648
	210	Unemployment		57
	212	Employer Medicare		83
		Total Increase in Appropriations	**$**	**28,340**

Kevin C. Morrison
County Mayor

Budget and Finance Committee
Sponsor

Lori Brijant
County Clerk

Roger C Vooley
County Attorney

H.

RESOLUTION I: A RESOLUTION TO APPOINT MEMBERS TO THE VARIOUS GREENE COUNTY COMMITTEES

A motion was made by Commissioner Bowers and seconded by Commissioner Quillen to approve a Resolution to appoint members to the various Greene County Committees.

Voting was conducted by individual voice vote. Mayor Morrison called each Commissioner by name in alphabetical order, and each Commissioner stated their name and stated their vote. Commissioners Arrowood, Bible, Bowers, Bryant, Burkey, Carpenter, Clemmer, Cobble, Crawford, Dabbs, Kesterson, Lawing Parton, Patterson, Peters, Powell, Quillen, Shelton, Tucker, and Waddle voted yes. Commissioner White was absent. There were 20 – aye; 0 – nay; and 1 – absent. The motion to approve the Resolution passed.

A RESOLUTION TO APPOINT MEMBERS TO THE VARIOUS GREENE COUNTY COMMITTEES

WHEREAS, it is necessary in the daily function and efficiency of Greene County Government to appoint members to serve on certain Greene County Committees; and

WHEREAS, T.C.A. § 5-6-106(c) provides that the County Mayor shall appoint members of county boards and commissions; and

WHEREAS, such appointees shall be subject to confirmation by the Greene County Legislative Body; and

WHEREAS, attached as Exhibit "A" to this Resolution is the Greene County Mayor's appointments for the various committees, boards, and commissions, subject to the approval of the Greene County Legislative Body.

NOW, THEREFORE BE IT RESOLVED by the Greene County Legislative Body meeting in regular session on the 21st day of September, 2020, a quorum being present and a majority is voting in the affirmative that the Greene County Mayor's appointments for the various committees, boards, and commissions (attached as Exhibit "A") is approved as presented.

Greene County Attorney
Roger A. Woolsey
204 N. Cutler St.
Greeneville, TN 37745
Phone: 423-798-1779
Fax: 423-798-1781

Robin Quillen
Sponsor

Kevin C. Morrison
County Mayor

Lori Bryant
County Clerk

Roger A Woolsey
County Attorney

I.

Greene County Committees *updated 9/21/2020*

Committee Description:		Member Names:	Term on Committee:
Animal Control Committee	1	Chris Cutshall, Director	
	2	Kaleb Powell - 2nd District	
	3	Robin Quillen - 3rd District	
	4	Lyle Parton - 4th District	
	5	Jeffrey Bible - 6th District	
	6	Teddy Lawing - 7th District	
Audit Committee	1	Tonya Easley	eff 6/17/2019
	2	Mickey Ellis	eff 5/18/2020
	3	Thomas "Tommy" Love	
	1	Bill Dabbs, 4th District	
Beer Board Committee	2	Josh Arrowood, 2nd District	
	3	Gary Shelton, 5th District	
	1	Kevin Morrison - Co. Mayor	
Budget Committee	2	Danny Lowery, Budget Director	Ex Officio
also notify: David McLain	3	Paul Burkey, 7th District	
Regina Nuckols	4	John Waddle, 6th District	
Kevin Swatsell & April	5	Robin Quillen, 3rd District	
	6	Dale Tucker, 1st District	
	1	Clifford "Doc" Bryant, 3rd District	
Building Code Committee	2	Brad Peters, 2nd District	
Tim Tweed	3	Pamela Carpenter, 5th District	
	4	Kathy Crawford, 1st District	
	5	Josh Kesterson, 6th District	
	6	Bill Dabbs - 4th District	
	7	White, Tim - 1st District	
	1	Heather Sipe , EMA Director	
Building Code Appeals Comm.	2	Dena Fillers	
formed 2008	3	Idell, Jeff, Construction	
Tim Tweed	4	Jacobs, John, Structural Engineer	
	5	Josh Kesterson - 6th District	
	6	Riley, Sam, Realtor	
	7	White, Tim - 1st District	
	8	Wright, Dave, Architech	
	1	Butch Patterson, 7th District	
Cable Franchise Committee	2	Kaleb Powell, 2nd District	
	3	Robin Quillen, 3rd District	
	4	Josh Arrowood, 2nd District	
	5	Pam Carpenter, 5th District	
	6	Woolsey, Roger, Co. Atty.	
	1	Douglas Payne	2023
Civil Service Board	2	Ron Metcalf	2021
serve three-year terms	3	Tony Jones	2023
	1	Dale Tucker, 1st District	
Delinquent Tax Board	2	Lyle Parton, 4th District	
	3	Hoot Bowers, 5th District	
	4	Jason Cobble, 3rd District	

Education Committee

1	David McLain, School Director	
2	Tim White, 1st District	
3	Hoot Bowers, 5th District	
4	Paul Burkey, 7th District	
5	Bill Dabbs, 4th District	
6	Butch Patterson, 7th District	

Emergency Medical Services

1	Kevin Morrison - Co. Mayor	
2	Heather Sipe, EMA Director	Ex Officio
3	Robin Quillen, 3rd District	
4	Daniels, W. T, City Mayor	
5	Dr. John Kitsteiner	Current Med. Director
6	Kathy Crawford, 1st District	
7	Cathy Osborne, Health Dept. Director	
8	Cal Doty	
9	Robin Roberts	
10	Tammy Albright	

Agriculture Extension Committee

1	Kevin Morrison, Co. Mayor	Ex Officio
2	Dale Collette	2022
3	Jason Cobble, 3rd District	2023
4	Julie Kleinlein	2022
5	Betty Love	2022
6	Rusty Ottinger	2023
7	Gary Shelton, 5th District	2022
8	Dale Tucker, 1st District	2022

Ethics Committee

1	Joy Rader, Register of Deeds	Elected Official
2	Josh Arrowood, 2nd District	
3	Gary Shelton, 5th District	
4	Jason Cobble, 3rd District	
5	George Clemmer, 4th District	
6	Butch Patterson, 7th District	
7	John Waddle, 6th District	
8	Kathy Crawford, 1st District	

Board of Equalization

1	Johnson, Gary	
2	Gentry, Phil	
3	Phillipa, Wayne	
4	Pillar, Marc	
5	Wildman, Joseph, Chairman	

Greene County Health & Safety (Debris Ordinance)

(Tim Tweed)

1	Lyle Parton, 4th District	
2	Josh Kesterson, 6th District	
3	Kaleb Powell, 2nd District	
4	Robin Quillen - 3rd District	
5	Tim White - 1st District	

Greene County Health & Safety Appeals (Debris Ordinance Appeals Board)

(Tim Tweed)

1	Kathy Crawford, 1st District	
2	Lloyd "Hoot" Bowers, 5th District	
3	Bill Dabbs, 2nd District	
4	Dale Tucker, 1st District	
5	Pam Carpenter, 5th District	

Greene County Historical Committee

1	Josh Arrowood, 2nd District	
2	Massey, Tim	Historian
3	Josh Kesterson, 6th District	
4	Clifford "Doc" Bryant, 3rd District	

Greene County Records Committee

1	Armstrong, Kay S	
2	Pam Carpenter, 5th District	
3	Tim Massey	Historian
4	Josh Arrowood, 2nd District	
5	Erin Evans	Librarian
6	Rader, Joy	
7	Bryant, Lori	
8	Walker, Madge	
9	Wright, Judge	

Health Board

4 year terms

* Appointments done in January

1	Cathy Osborne, Local Health Dept. D	2021 Ex Officio
2	Dr. Kimi Zook	2021 Ex Officio
3	Carmelia Alexnder, RN	2021
4	Dr. John Boyes	2021
5	Kevin Morrison - Co Mayor	2021
6	Alan B Corley - Pharmacist	2021
7	David McLain - County School Direct	2021
8	Dr. Michael J. O'Dell - Physician	2021
9	Dr. Craig Shepard - Dentist	2021
10	Doug Woolsey - Veterinarian	2021
11	Jackie Neas, Community Member	2021

Investment Committee

1	Nathan Holt - Trustee	
2	Dale Tucker, 1st District	
3	Bill Dabbs, 4th District	
4	John Waddle, 6th District	
5	Paul Burkey, 7th District	
6	George Clemmer, 4th District	

Industrial Park Agency

1	Kevin Morrison, Co. Mayor	
2	W.T. Daniels, City Mayor	
3	City Representative	
4	Terry Leonard	
5	Allen Jones	

Insurance Committee

John McInturff
Andrea Hillis - Tri State Claims
Chris Robinson - Ballad
Bridget Bailey - Ballad
Tony Williamson - Trinity
Chris Poynter - Trinity
Brian Lockhart - BCBS
Krystal Justis - Insurance Clerk

1	Kevin Morrison - Co. Mayor	
2	Wesley Holt - Sheriff	
3	David McLain	
4	Roger Woolsey, Co. Atty	
5	Danny Lowery, Budget Director	
6	Kevin Swatsell, Hwy, Superintendant	
7	Erin Chandler, HR Director	
8	John Waddle, 6th District	
9	Bill Dabbs, 4th District	
10	Dale Tucker, 1st District	
11	Brad Peters, 2nd District	

Law Enforcement Committee

1	Wesley Holt, Sheriff	
2	Jeffrey Bible, 6th District	
3	Clifford "Doc" Bryant, 3rd District	
4	Josh Kesterson, 6th District	
5	Kaleb Powell, 2nd District	
6	Lloyd "Hoot" Bowers, 5th District	
7	Kathy Crawford, 1st District	
8	Lyle Parton, 4th District	
9	Teddy Lawing, 7th District	
10	Jason Cobble, 3rd District	
11	Gary Shelton, 5th District	

Local Library Board

3 year term

1	Blue, Sangela	1/20/2023 City
2	Hawk, Buddy	City Co-Term
3	Britton, Barbara	1/20/2023 County
4	Kidwell, Ginny (Chair)	1/20/2023 City
5	Susan Brandon	1/19/2022 County
6	Butch Patterson, 7th District	Co-Term County
7	Eleanor G'Fellers (Vice-Chair)	1/20/2022 City

9-1-1 Representatives

1	Robin Quillen	
2	Josh Kesterson	
3	Tim Ward, Chief of Police	
4	Alan Shipley, Fire Chief TBD	
5	John Waddle, 6th District	
6	Jeff Wilburn	
7	Teddy Lawing	
8	Pamela Carpenter	
9	Lloyd "Hoot" Bowers	

9-1-1 Sign Committee

(5 members chosen by County Mayor)

1	Jerry Bird	
2	Kaleb Powell, 2nd District	
3	Teddy Lawing, 7th District	
4	Josh Kesterson, 6th District	
5	Jeffrey Bible, 6th District	

Personnel Policies Committee

Mayor Morrison - Ex. Officio
Roger Woolsey, County Attorney
Erin Chandler-Elmore, HR Director

1	Brad Peters, 2nd District	
2	Pam Carpenter, 5th District	
3	Kaleb Powell, 2nd District	
4	Robin Quillen, 3rd District	
5	Teddy Lawing, 6th District	
6	Clifford "Doc" Bryant, 3rd District	
7	Butch Patterson, 7th District	

Planning Commission

(Serve four-year terms)

Advising:
Amy Tweed
Tim Tweed

Roger Woolsey
Kevin Morrison, Co. Mayor

1	Lyle Parton, 4th District	Co-Term
2	Gwen Lilley	2022
3	Jason Cobble, 3rd District	Co-Term
4	Stevi King	2022
5	Gary Rector	2024
6	Edwin Remine	2024
7	Kristen Girton	2024
8	Phillip Ottinger	2022
9	Sam Riley	2022

Property Sales Committee
Appointed by Co. Mayor

1	Jeffrey Bible, 6th District	
2	Lyle Parton, 4th District	
3	Lloyd "Hoot" Bowers, 5th District	
4	Jason Cobble, 3rd District	

Purchasing Committee
5 members including
Co. Mayor as per law

1	Kevin Morrison, Co. Mayor	
2	Teddy Lawing, 7th District	
3	Pamela Carpenter, 5th District	
4	Lyle Parton, 4thDistrict	
5	Tim White, 1st District	

Range Oversite Committee
Police Chief & Sheriff are terms of office
Community Rep is 3 year terms
this is effective 8/14/2018

1	Tim Ward, Police Chief	eff 8/14/2018
2	Wesley Holt, Sheriff	eff 9/1/2018
3	Dick Fawbush, Community Represen	eff 8/14/2018
4	Rocco Preston	eff 5/20/2019
5	Brian Click	eff 5/20/2019
6	James McAfee	eff 11/18/2019
7	Jerry Strom	eff 11/18/2019

Regional Library Board

1	Susan Brandon	eff 2019
2	Elanor G'Fellers	eff 2019

Regional Solid Waste
six year terms

1	Jim Greene, Solid Waste Director		County
2	Benko, Mark	2019	City
3	Reynolds, Jennifer	2020	County
4			City
5	Peters, Brad	2017	City
6			City
7	Hauser, Joel	2022	County
8	Bird, Robert	2020	Tusculum
9	Waddle John	2021	County

Road & Highway Committee

1	George Clemmer, 4th District	
2	Lloyd "Hoot" Bowers, 5th District	
3	Gary Shelton, 5th District	
4	Josh Arrowood, 2nd District	
5	Clifford "Doc" Bryant, 3rd District	
6	Butch Patterson, 7th District	
7	Tim White, 1st District	

Solid Waste Committee

1	Kathy Crawford, 1st District	
2	Brad Peters, 2nd District	
3	Butch Patterson, 7th District	
4	Clifford "Doc" Bryant, 3rd District	
5	Jeffrey Bible, 6th District	
6	Pamela Carpenter, 5th District	
7	George Clemmer, 4th District	

Board of Zoning Appeals
Appointed to 5 yr. Staggered terms

Advising:
Tim Tweed
Amy Tweed
Roger Woolsey

1	Beth Douthat	2023
2	Maybrey G'Fellers	2023
3	Bill Dabbs, 4th District	2024
4	Kathy Crawford, 1st District	2024
5	Robert Wilhoit	2024
6	Jason Smith	2024
7	Holly Brooks	2024

RESOLUTION J: A RESOLUTION TO ADD AN EXTENSION OF ROAMING DRIVE TO THE OFFICIAL GREENE COUNTY ROAD LIST (FIRST READING)

A motion was made by Commissioner Carpenter and seconded by Commissioner Waddle to approve a Resolution to add an extension of Roaming Drive to the official Greene County Road List (First Reading).

Voting was conducted by individual voice vote. Mayor Morrison called each Commissioner by name in alphabetical order, and each Commissioner stated their name and stated their vote. Commissioners Arrowood, Bible, Bowers, Bryant, Burkey, Carpenter, Clemmer, Cobble, Crawford, Dabbs, Kesterson, Lawing, Parton, Patterson, Peters, Powell, Quillen, Shelton, Tucker, and Waddle voted yes. Commissioner White was absent. There were 20 – aye; 0 – nay; and 1 – absent. The motion to approve the Resolution passed.

A RESOLUTION TO ADD AN EXTENSION OF ROAMING DRIVE TO THE OFFICIAL GREENE COUNTY ROAD LIST

(First Reading)

WHEREAS, Roaming Drive in The Village at Ripley Creek Subdivision in the 14th Civil District of Greene County is on the official Greene County Road List; and

WHEREAS, a developer has established a subdivision at the end of Roaming Drive which subdivision and recently constructed extension of Roaming Drive has been approved by the Greene County Planning Commission with a recommendation that said Extension of Roaming Drive be accepted as a county road and included on the Greene County Road List; and

WHEREAS, the new extension to Roaming Drive is approximately 675 feet in length and Roaming Drive including the new extension is approximately .44 mile in length; and

WHEREAS, the extension of Roaming Drive has been constructed in compliance with all the standards of the Planning Commission and a Guaranty Agreement and Performance Bond has been executed by the developer and surety to provide for any repairs on the extension of Roaming Drive for a four year term; and

WHEREAS, that adding the approximate 675-foot extension to Roaming Drive to the official Greene County road list is in the best interest of the residents in that area and of the County as a whole.

Greene County Attorney
Roger A. Woolsey
204 N. Cutler St.
Greeneville, TN 37745
Phone: 423-798-1779
Fax: 423-798-1781

J.

NOW THEREFORE BE IT RESOLVED, by the Greene County Legislative Body meeting in regular session on 21st day of September, 2020, a quorum being present and a majority voting in the affirmative, that the extension to Roaming Drive be added to the official Greene County road list.

Greene County Planning Commission
Sponsor

Kevin C. Morrison
County Mayor

Lori Bryant
County Clerk

Roger C Woolsey
County Attorney

Greene County Attorney
Roger A. Woolsey
204 N. Cutler St.
Greeneville, TN 37745
Phone: 423-798-1779
Fax: 423-798-1781

RESOLUTION K: A RESOLUTION AUTHORIZING THE FUNDING OF AN ENERGY SERVICES CONTRACT FOR THE GREENE COUNTY SCHOOLS WITH SCHNEIDER ELECTRIC BUILDINGS AMERICAS, INC. ("ESCO")

A motion was made by Commissioner Bowers and seconded by Commissioner Kesterson to approve a Resolution authorizing the funding of an Energy Services Contract for the Greene County Schools with Schneider Electric Buildings Americas, Inc. ("ESCO").

Voting was conducted by individual voice vote. Mayor Morrison called each Commissioner by name in alphabetical order, and each Commissioner stated their name and stated their vote. Commissioner Arrowood, Bible, Bowers, Bryant, Burkey, Carpenter, Clemmer, Cobble, Crawford, Dabbs, Kesterson, Lawing, Parton, Patterson, Peters, Powell, Quillen, Shelton, Tucker, and Waddle voted yes. Commissioner White was absent. There were 20 – aye; 0 – nay; and 1 – absent. The motion to approve the Resolution passed.

RESOLUTION AUTHORIZING THE FUNDING OF AN ENERGY SERVICES CONTRACT FOR THE GREENE COUNTY SCHOOLS WITH SCHNEIDER ELECTRIC BUILDINGS AMERICAS, INC. ("ESCO")

WHEREAS, the Greene County Board of Education after extensive study in reviewing needed improvements and renovations to the various schools, administration buildings, and the school garage has determined that most of the HVAC systems in the County schools have reached the end of their useful life with most systems being over twenty years in service, prone to break down resulting in expensive repairs, and that the school system has outdated lighting, water, mechanical, automation, and phone systems that are not energy efficient and in some instances are not servable nor reliable; and

WHEREAS, the Greene County Board of Education after considering the most pressing immediate needs for the school system issued a Request for Qualifications to licensed contractors seeking proposals to make the most needed energy efficient, reliable, servable, cost effective improvements to the school system's outdated and inefficient HVAC, lighting, water, mechanical, automation, and phone systems; and

WHEREAS, after receiving and considering proposals from five reputable licensed contractors, Schneider Electric Buildings Americas, Inc. (hereafter referred to as "ESCO") was chosen by the Board of Education to negotiate a contract to perform the necessary renovations and improvements based on the company's proposal, experience, and reputation; and

WHEREAS, after extensive negotiations, reviews, and meetings between the Board of Education and ESCO, in order to authorize ESCO to proceed with their proposal, the Greene County Board of Education and ESCO along with their respective attorneys have formulated a contract that authorized ESCO to perform the necessary work and to be compensated in the amount of $8,947,334.00 as provided in the contract, identifies the responsibilities of each

Greene County Attorney
Roger A. Woolsey
204 N. Cutler St.
Greeneville, TN 37745
Phone: 423-798-1779
Fax: 423-798-1781

K.

party to the agreement as well as establishes criteria for and guaranteed energy savings as provided in the contract; and

WHEREAS, the proposed contract with ESCO was approved by the Board of Education subject to further approval for funding by the Greene County Legislative Body; and

WHEREAS, the Greene County Education Committee met on the 31th day of August, 2020 with representatives with ESCO and school officials to review the proposed energy services contract for improvements, renovations and retrofits for outdated and inefficient HVAC, lighting, water, mechanical, automation, and phone systems and energy saving opportunities at the schools, the Greene County School Central Office and Central Office Annex and Bus Garage and approved the proposed contract which would require funding by the Greene County Legislative Body; and

WHEREAS, the Greene County Budget and Finance Committee on the 3rd day of September, 2020 also met with representatives with ESCO and school officials to review the proposed energy services contract; and

WHEREAS, the proposed contract attached to this Resolution provides that ESCO guaranteed energy savings to the Board of Education from the contractual proposed improvements at the school system during the life of the contract (for the next twenty years) is $5,432,753; and

WHEREAS, considering the need for the energy saving improvements as described above, it would appear that it is in the best interests of the children of Greene County as well as the citizens of Greene County to authorize funding to allow the Greene County Board of Education to contract with ESCO to update, renovate, and retrofit the outdated and inefficient HVAC, lighting, water, mechanical, automation, and phone systems in an energy efficient

Greene County Attorney
Roger A. Woolsey
204 N. Cutler St.
Greeneville, TN 37745
Phone: 423-798-1779
Fax: 423-798-1781

manner maximizing saving opportunities at the schools, the Greene County School Central Office and Central Office Annex and Bus Garage

NOW THEREFORE BE IT RESOLVED, by the Greene County Legislative Body, meeting in regular session on the 21st day of September, 2020, a quorum being present and a majority voting in the affirmative, that the proposed contract to update, renovate, and retrofit the outdated and inefficient HVAC, lighting, water, mechanical, automation, and phone systems in an energy efficient manner maximizing saving opportunities at the schools, the Greene County School Central Office and Central Office Annex and Bus Garage is approved.

BE IT FURTHER RESOLVED that funding to pay for the necessary improvements and renovations for the school system shall be derived primarily from the education debt service fund and secondarily from contributions from the Greene County Board of Education utilizing the guaranteed savings generated from the energy saving improvements.

BE IT FURTHER RESOLVED that the County Mayor and the Budget and Finance Director are authorized and directed to take the necessary steps to permit the County to secure funding to satisfy the contract by bonding the additional debt through the Education Debt Service fund.

Greene County Attorney
Roger A. Woolsey
204 N. Cutler St.
Greeneville, TN 37745
Phone: 423-798-1779
Fax: 423-798-1781

Education Committee
Sponsor

Kevin C. Morrison
County Mayor

Lori Bryant
County Clerk

Roger A. Woolsey
County Attorney

ENERGY SERVICES CONTRACT

This is an Energy Services Contract (this "Contract") by and between Schneider Electric Buildings Americas, Inc. ("ESCO") and Greene County Schools ("Customer"), dated _____, 20__ (the "Effective Date ") whereby ESCO agrees to provide and perform the energy conservation measures ("ECMs") set forth in the Contract Documents including the Schedules and Exhibit(s) listed below and incorporated fully herein, subject to the terms and conditions set forth herein:

Schedule A: Scope of Work
Schedule B: Performance Assurance Support Services Agreement
Schedule B: Exhibit A – Performance Assurance Support Services
Schedule C: Performance Guarantee
Schedule D: Measurement & Verification ("M&V") Plan
Schedule E: Customer Responsibilities for Performance Guarantee
Appendix A: Lighting Line by Lines
Appendix B: Water Line by Lines
Appendix C: Plug Load Management Line by Lines

Greene County Schools **Tennessee**		**Schneider Electric Buildings** **Americas, Inc.** **TN License #58618**	
By	_____ (Signature)	By	_____ (Signature)
Print Name	_____	Print Name	_____
Title	_____	Title	_____

DEFINITIONS

1. "Actual Savings" is defined as the sum of the total savings realized using the procedures for measured of savings as set forth in Schedule D plus all adjustments and non-measured savings.

2. "Annual Savings Guarantee" is the amount of the Actual Savings that is guaranteed by ESCO for a twelve (12) month period beginning on the Savings Guarantee Commencement Date and any subsequent twelve (12) month anniversary thereafter.

3. "Change Order" is defined as a written change to the Project executed by both parties.

4. "Contract Documents" consist of this Contract with the terms and conditions set forth herein, the Schedules identified above, and any mutually agreed upon written modification issued after execution of this Contract as provided in a Change Order. The intent of the Contract Documents is to include all items necessary for the proper execution and completion of the Work by ESCO. The Contract Documents are correlative and complimentary, and ESCO'S performance shall be required only to the extent consistent with the Contract Documents.

5. "Date of Commencement" is the later of the date first written above or the date funding is in place and available for use.

6. "Day" as used herein shall mean calendar day unless otherwise specifically designated.

7. Excess Savings" is the amount of Actual Savings in excess of the Performance Guarantee to date including any savings achieved during construction.

8. "Guarantee Year" is the twelve (12) month period beginning on the Savings Guarantee Commencement Date and each subsequent twelve (12) month anniversary thereafter.

9. "Performance Guarantee" is the sum of the Annual Savings Guarantee for each year of the guarantee term as set forth in Schedule C unless terminated earlier in accordance with the Contract Documents.

10. "Performance Period" is defined as the period beginning on the Savings Guarantee Commencement Date and extending through the time period as defined in the Performance Guarantee.

11. "Project" refers to scope of work, as set forth in Schedule A: Scope of Work, made to facilities of Customer.

12. "Savings Guarantee Commencement Date" means the first day of the first utility billing period following the month in which ESCO delivers to Customer the project warranty letter.

13. "Substantial Completion" refers to and shall mean the date the individual scopes of work are sufficiently implemented in accordance with the Contract Documents that Customer may utilize the Project for the use for which it is intended, and is fully complete except for minor items, adjustments and/or corrections.

14. "Warranty Period" is for one (1) year from the dates set forth in the project warranty letter.

15. "Work" means the services required by the Contract Documents, whether completed or partially completed and, includes all labor, materials, equipment and services provided or to be provided by ESCO to fulfill ESCO'S obligations. The Work may constitute the whole or a part of the Project.

TERMS AND CONDITIONS OF IMPLEMENTATION PORTION OF CONTRACT

ARTICLE 1 – DATE OF COMMENCEMENT AND SUBSTANTIAL COMPLETION

1.1 ESCO will achieve Substantial Completion of the Work within 500 days from Date of Commencement (the "Contract Time"), subject to adjustments of this Contract Time as provided in the Contract Documents. ESCO shall pay as liquidated damages of Five Hundred Dollars ($500.00) per day for each day that ESCO fails to achieve Substantial Completion of the entire Work as required by the contract (meaning for each day beyond 500 days from the date of commencement); provided, however, that the aggregate amount of liquidated damages payable by ESCO shall not exceed five percent (5%) of the Contract Price.

ARTICLE 2 – CONTRACT PRICE AND PAYMENTS

2.1 The total of all implementation contract payments shall be $8,947,334 (the "Contract Price"). ESCO shall invoice Customer for construction progress payments which shall be paid to ESCO monthly based on the percentage completion of items delineated on a "Schedule of Values" completed during the prior month. The Schedule of Values will be developed by ESCO and provided to Customer at the beginning of project implementation. The Schedule of Values will be based upon the project cost less the Project Mobilization Payment. Payment of invoice is due thirty (30) days after the invoice application date. If receipt of any payment exceeds the thirty (30) days after the invoice application date, Customer shall pay to ESCO a 1% late penalty per month and ESCO reserves the right to terminate this Contract due to non-payment upon seven (7) days prior written notice.

2.2 Within ten (10) days of the Date of Commencement, Customer shall make payment to ESCO for project mobilization expenses of 10% of the Contract Price. Project mobilization expenses include, but not limited to, project start-up and mobilization, equipment and material procurement, bonds and other expenses.

2.3 For the initial two (2) years beginning at the Savings Guarantee Commencement Date, Customer shall receive the services as described in the Performance Assurance Support Services Agreement at no additional cost. Thereafter, the Performance Assurance Support Services Agreement shall automatically renew for a period of one (1) year, whereby Customer can maintain the current service, upgrade the level of service, or terminate, as provided for in Schedule B.

2.4 Final payment for the Work shall not become due until ESCO has delivered to Customer a complete release of all liens arising out of this Contract covering all labor, materials, and equipment for which a lien could be filed, or a bond satisfactory to Customer to indemnify Customer against such lien.

2.5 The making of final payment shall constitute a waiver of claims by Customer except those arising from (1) liens, claims, security interests or encumbrances arising out of the Contract and which are unsettled, (2) failure of the Work to comply with the requirements of the Contract Documents, or (3) terms of special warranties required by the Contract Documents.

ARTICLE 3 – CUSTOMER

3.1 Except for permits and fees that are explicitly the responsibility of ESCO under the Contract Documents, Customer shall secure and pay for necessary approvals, inspections, easements, assessments and charges required for the use or occupancy of permanent structures or permanent changes in facilities, including, but not limited to inspections for concrete and/or earthen compaction, where applicable.

3.2 If ESCO fails to correct Work that is not in material accordance with the requirements of the Contract Documents within the Warranty Period ("Defective Work") or fails to carry out the Work in accordance with

the Contract Documents, Customer shall provide written notice to ESCO detailing any alleged deficiencies. If the noticed deficiencies are not resolved or if ESCO does not diligently commence to address such deficiencies within thirty (30) days of receipt of the written notice, Customer may order ESCO to stop the Work, or any portion thereof, until the cause for such order has been eliminated. However, the right of Customer to stop the Work shall not give rise to a duty on the part of Customer to exercise this right for the benefit of ESCO or any other person or entity.

3.3 Customer agrees to repair or replace as necessary any defective existing equipment that is intended to be reused.

3.4 Information under Customer's control shall be furnished by Customer within 14 calendar days as requested by ESCO.

3.5 Customer shall notify ESCO in writing of any or all uses or restrictions in usage of all areas of Customer's facility or the location of the Project.

3.6 The foregoing are in addition to any other duties and responsibilities of Customer set forth herein or in any other Contract Documents, including but not limited to those duties and responsibilities set forth in Schedule E.

3.7 Customer shall provide facility access adequate to the requirements of ESCO and their subcontractors. Keys, alarm system codes, access cards, and/or escorts will be provided for all facilities involved in the Scope of Work in a quantity sufficient to facilitate execution of scopes at multiple locations with multiple trades. Customer is subject to change orders for delays resulting from limited or restricted access for scheduled or previously coordinated work. Keys, alarm system codes, and/or access cards will be issued to ESCO project personnel and subcontractor site foreman or lead personnel as necessary. In the event that any employee or Subcontractor of ESCO uses Customer's keys, access cards or access codes to enter Customer's facilities for purposes unrelated to the Work, ESCO shall be liable for any loss or damage resulting therefrom.

ARTICLE 4 – ESCO

4.1 ESCO shall supervise and direct the Work, using ESCO'S skill and attention. ESCO shall be solely responsible for and have control over means, methods, techniques, sequences and procedures and for coordinating all portions of the Work under the Contract, unless Contract Documents give other specific instructions concerning these matters.

4.2 Unless otherwise provided in the Contract Documents, ESCO shall provide and pay for labor, materials, tools, equipment and machinery necessary for the proper execution and completion of the Work.

4.3 ESCO warrants to Customer for a period of one (1) year from the corresponding dates of each project substantial completion letter per scope of work that the materials and equipment manufactured by ESCO will be of good quality and new unless the Contract Documents require or permit otherwise, and further warrants that the Work will conform to the requirements of the Contract Documents and will be free from defects, except for those inherent in the quality of the Work the Contract Documents require or permit. Work, materials, or equipment not conforming to these requirements may be considered defective. ESCO'S warranty excludes remedy for damage or defect caused by abuse, alterations to the Work not executed by or for ESCO, improper or insufficient maintenance, improper operation, or normal wear and tear and normal usage. ESCO shall repair or replace defective material or equipment and re-perform Work to correct any defect within the Warranty Period. ESCO does not warrant products not manufactured by ESCO, but it will pass on to Customer any manufacturer's warranty to the extent permitted. THE FOREGOING WARRANTIES AND REMEDIES ARE EXCLUSIVE AND IN LIEU OF ALL OTHER WARRANTIES AND REMEDIES WHETHER STATUTORY, EXPRESS OR IMPLIED (INCLUDING ALL WARRANTIES OF MERCHANTABILITY AND FITNESS FOR PARTICULAR PURPOSE AND ALL WARRANTIES ARISING FROM COURSE OF DEALING OR USAGE OR TRADE), AND ESCO WILL NOT BE RESPONSIBLE FOR ANY INCIDENTAL OR CONSEQUENTIAL DAMAGES OF CUSTOMER UNLESS REQUIRED BY

APPLICABLE STATE LAW. ESCO'S RESPONSIBILITY IN WARRANTY OR CONTRACT SHALL NOT EXCEED THE CONTRACT PRICE PAID FOR THE SPECIFIC PRODUCT OR SERVICE THAT GIVES RISE TO THE CLAIM EXCLUDING THIRD PARTY CLAIMS FOR PERSONAL INJURY, DEATH OR PROPERTY DAMAGE OR AS MAY BE REQUIRED BY LAW.

4.4 Unless otherwise provided in the Contract Documents, ESCO shall pay sales, consumer, use, and other similar taxes which are legally enacted when bids are received or negotiations concluded, whether or not effective or merely scheduled to go into effect, and shall secure and pay for the building permit and other permits, licenses and inspections necessary for proper execution and completion of the Work.

4.5 ESCO shall comply with and give notices required by laws, ordinances, rules, regulations, and lawful orders of public authorities bearing on performance of the Work.

4.6 ESCO shall keep the premises and surrounding areas free from accumulation of waste materials or rubbish caused by operations under the Contract. At completion of the Work, ESCO shall remove from and about Project waste materials, rubbish, ESCO'S tools, equipment, machinery and surplus material.

4.7 ESCO shall provide Customer access to the Work in preparation and progress wherever located.

4.8 ESCO shall pay all royalties and license fees, shall defend Customer from suits or claims for infringement of patent rights, and shall hold Customer harmless from loss on account thereof.

4.9 Except to the extent of the negligence or willful misconduct of Customer, or its agents, representatives, employees, officers, directors or assigns, ESCO shall indemnify and hold harmless Customer, and agents and employees thereof from and against all third party claims, damages, losses and expenses, including, but not limited to, reasonable attorney's fees, arising out of or resulting from performance of the Work provided that such claim, damage, loss or expense is attributable to bodily injury, sickness, disease or death, or to injury to or destruction of tangible property (including the Work itself), but only to the extent caused in whole or in part by negligent acts or omissions of ESCO, a Subcontractor, anyone directly or indirectly employed by them or anyone for whose acts they may be liable.

4.10 NOTWITHSTANDING ANYTHING TO THE CONTRARY CONTAINED HEREIN, ESCO SHALL NOT BE LIABLE IN CONTRACT, IN TORT (INCLUDING NEGLIGENCE OR STRICT LIABILITY) OR OTHERWISE FOR ANY SPECIAL, INDIRECT, INCIDENTAL OR CONSEQUENTIAL DAMAGES WHATSOEVER. CUSTOMER AGREES TO THE FOREGOING TO THE EXTENT PERMITTED BY THE CONSTITUTION AND LAWS OF THE STATE OF TENNESSEE. The remedies of Customer set forth herein are exclusive where so stated and the total cumulative liability of ESCO with respect to this Contract or anything done in connection therewith, such as the use of any product covered by or furnished under the Contract, whether in contract, in tort (including negligence or strict liability) or otherwise, shall not exceed the Contract Price for the specific product, equipment, material or service work performed that gives rise to the claim, excluding third party claims for personal injury, death or property damage or as may be required by law.

4.11 Prior to performing on-site service under this Contract, ESCO will obtain clear criminal record checks for its employees and the employees of any of its Subcontractors assigned to this Contract. ESCO will certify as to its compliance with this provision upon request.

ARTICLE 5 – DISPUTE RESOLUTION

5.1 Any controversy or claim arising out of or relating to this Contract or the Contract Documents must, if it cannot be resolved amicably by the Parties, be brought exclusively in any state or federal court having competent jurisdiction and located in Tennessee.

5.2 If the Parties mutually agree in writing to resolve a dispute by arbitration in lieu of litigation, the location for such arbitration proceeding shall be in the county in which the Project is located.

ARTICLE 6 – SUBCONTRACTS

6.1 A Subcontractor is a person or entity who has a direct contract with ESCO to perform a portion of the Work at the site.

6.2 Unless otherwise stated in the Contract Documents or the bidding requirements ESCO, if requested in writing by Customer, shall furnish in writing to Customer the names of the Subcontractors to whom ESCO plans to award Work. Contracts between ESCO and Subcontractors shall require each Subcontractor, to the extent of the Work to be performed by the Subcontractor, to be bound to ESCO by the terms of the Contract Documents, and to assume all the obligations and responsibilities which ESCO, by the Contract Documents, assumes toward Customer.

ARTICLE 7 – CHANGES IN THE WORK

7.1 Customer may request changes in Work consisting of additions, deletions or modifications, whereby, the Contract Price, Contract Time and/or Performance Guarantee shall be adjusted accordingly. Such changes in the Work shall be authorized by written Change Order that shall be mutually agreed to and signed by Customer and ESCO. The parties shall negotiate in good faith and use their best efforts to execute any Change Order, and any Change Order must be fully executed in writing by Customer and ESCO prior to any actual changes being implemented.

7.2 The cost or credit to Customer from a change in the Work shall be determined by mutual agreement and, in the absence of a mutual agreement being reached within a reasonable amount of time after the request for such Change Order was made, the cost or credit to Customer shall be decided by the dispute resolution process as provided in the Contract Documents.

7.3 In the event of any suspension or delay due to the acts or omissions of Customer or Customer directives to stop Work for any reason, through no fault of ESCO, the Contract Time for Substantial Completion shall be extended to reflect such period of interruption and the Contract Price shall be equitably adjusted to recover ESCO'S costs of demobilization, delay and remobilization related to such suspension or delay. ESCO agrees it will cooperate with Customer and mitigate such costs to the extent and efforts commercially reasonable. If such suspension or delay continues for more than ninety (90) consecutive days, through no act or fault of ESCO, ESCO may terminate this Contract and recover from Customer payment for Work executed, including reasonable overhead and profit, costs incurred by reason of such termination and damages.

ARTICLE 8 – TIME

8.1 The date of Substantial Completion is the date certified by ESCO in accordance with Article 9.3.

8.2 If ESCO is delayed at any time in progress of the Work by changes ordered in the Work, by fire, unusual delay in deliveries, abnormal adverse weather conditions, unavoidable casualties or any other causes which are beyond the control of ESCO, then ESCO shall provide Customer with written notice of such delay and the cause(s) thereof as soon as reasonably practicable, after which the parties hereto agree to execute a Change Order allowing for a mutually agreeable extension of time for performance of ESCO'S Work to cover such delay.

8.3 DISCLAIMER: Customer acknowledges that the prevailing COVID-19 epidemic/pandemic and the evolving situation surrounding the same may trigger stoppages, hindrances and/or delays in ESCO's (or its subcontractors' or suppliers') ability or capacity to perform the contracted work and/or to produce, deliver, install or service any applicable products, irrespective of whether such stoppages, hindrances and/or delays are due to measures imposed by authorities or deliberately implemented by ESCO (or its subcontractors or suppliers) as preventive or curative measures to avoid harmful contamination or exposure of ESCO's (or its subcontractors' or suppliers') employees. Customer therefore recognizes that such circumstances shall be considered as a cause for excusable delay and shall not expose ESCO to contractual sanctions (including without limitation delay penalties, liquidated damages or other damages)

or termination for default.

ARTICLE 9 – PAYMENTS AND COMPLETION

9.1 Payments shall be made as provided in Article 2 of the Contract.

9.2 Payments may be withheld on account of (1) Defective Work not remedied per Article 3.2, (2) failure of ESCO to make payments properly to the Subcontractors or for labor, materials or equipment, or (3) repeated failure to carry out the Work in accordance with the Contract Documents.

9.3 Upon Substantial Completion of each portion of the Work, ESCO will issue a project substantial completion letter per scope of work to Customer.

9.4 Final payment shall not become due until ESCO has delivered to Customer a complete release of all liens arising out of this Contract covering all labor, materials, and equipment for which a lien could be filed.

9.5 The making of final payment shall constitute a waiver of claims by Customer except those arising from (1) liens, claims, security interests or encumbrances arising out of the Contract and which are unsettled, (2) failure of the Work to comply with the requirements of the Contract Documents, or (3) terms of special warranties required by the Contract Documents.

ARTICLE 10 – PROTECTION OF PERSONS AND PROPERTY

10.1 ESCO shall be responsible for initiating, maintaining, and supervising all safety precautions and programs in connection with the performance of the Contract. ESCO shall take reasonable precautions for safety of, and shall provide reasonable protection to prevent damage, injury or loss to (1) employees on the Work and other persons who may be affected thereby, (2) the Work and materials and equipment to be incorporated therein, and (3) other real or tangible personal property at the work site, adjacent thereto, or to which ESCO is granted access pursuant to Section 3.7 of this Contract.

10.2 ESCO shall give notices and comply with applicable laws, ordinances, rules, regulations and lawful orders of public authorities bearing on safety of persons and property and their protection from damage, injury or loss.

10.3 The scope of work or service to be performed by ESCO pursuant to this Contract, and the compensation to be paid to ESCO hereunder for Work or services performed, expressly exclude any Work or service of any nature associated or connected with the identification, abatement, cleanup, control or removal of environmentally hazardous materials beyond what is specifically defined and identified in Schedule A of this Contract. "Hazardous Materials" to include, but not be limited to, asbestos and PCBs discovered in or on the premises. Customer agrees that all duties and obligations in connection with any hazardous materials located in or on the premises, other than those defined in Schedule A, are strictly the responsibility of Customer. Customer will provide any hazardous materials testing documentation and reports, and information from previous sources or vendors used in hazardous materials testing. Customer warrants and represents to the best of Customer's knowledge there are no hazardous materials in or on the premises which will affect, be affected by, come in contact with, or otherwise impact upon or interfere with the Work to be performed by ESCO pursuant to this Contract.

10.4 Should ESCO become aware or suspect the presence of hazardous materials beyond those to be addressed in Schedule A during performance of its Work under this Contract, ESCO will be authorized to cease Work in the affected area immediately and will promptly notify Customer of the conditions discovered. Should ESCO stop Work because of the discovery or suspicion of hazardous materials, the time for performance of ESCO'S Work or service will be extended to cover the period required for abatement, cleanup, or removal of the hazardous materials. ESCO will not be held responsible for any claims, damages, costs, or expenses of any kind associated with the period during which ESCO has stopped Work as a result of hazardous materials. If appropriate, ESCO will be entitled to an equitable adjustment of the Contract Price for any increased costs or other charges incurred by ESCO in connection with the existence

of its rights under this paragraph.

10.5 Customer will be responsible for taking all necessary steps to correct, abate, clean up, or control hazardous materials not addressed by ESCO in Schedule A in accordance with all applicable statutes and regulations. Customer specifically agrees, to the extent allowed by state law, to indemnify and to hold ESCO, its officers, agents and employees harmless from and against any and all claims, demands, damages, or causes of action in any way arising out of the release of hazardous materials into the air, soil, or any water system or water course, or any actions taken in connection with same, or any failure to act.

ARTICLE 11 – INSURANCE AND BONDS

11.1 If required in the Contract Documents, and upon Customer's request and expense, ESCO shall provide payment and performance bonds for 100% of the Contract Price to secure the faithful performance of the Work, compliance with the terms of this Contract and to insure ESCO'S payment obligations to its Subcontractors and suppliers related to the Work. Notwithstanding any provision to the contrary herein, any payment and performance bonds associated with this Contract guarantee only the performance of the installation portion of the Contract, and shall not be construed to guarantee the performance of: (1) any efficiency or energy savings guarantees, (2) any support or maintenance service agreement, or (3) any other guarantees or warranties with terms beyond one (1) year in duration from the completion of the installation portion of the Contract.

11.2 Required Insurance. ESCO shall, at its sole cost and expense, maintain in effect the following policies of insurance for the applicable period(s) set forth in Section 11.3:

(i) *Commercial General Liability Insurance.* A policy of commercial general liability insurance, written on an "occurrence" basis, with a limit of not less than two million dollars ($2,000,000) per occurrence ("*General Liability Policy*").

(ii) *Automobile Liability Insurance.* A policy of automobile liability insurance, written on an "occurrence" basis, with a combined single limit of not less than one million dollars ($1,000,000) per accident for bodily injury and property damage ("*Auto Liability Policy*"). The Auto Liability Policy must include coverage for owned, hired and non-owned automobiles.

(iii) *Workers' Compensation and Employer's Liability Insurance.* Workers' compensation insurance as required by Tennessee law, and employer's liability insurance, written on an "occurrence" basis, with a limit of not less than two million dollars ($2,000,000).

(iv) *Professional Liability Insurance.* Professional liability insurance, written on a claims made (and reported) basis, with a limit of not less than two million dollars ($2,000,000) per claim ("*Professional Liability Policy*").

11.3 Duration of Insurance. The insurance required pursuant to this Article 11 shall be procured by ESCO prior to ESCO's commencement of the Work and shall be maintained in effect by ESCO at least until the date that is one year following the earlier of the termination of this Contract or the date of Substantial Completion of the Work. Notwithstanding the foregoing, ESCO shall maintain the Professional Liability Policy in effect at least until the date that is three years following the earlier of the termination of this Contract or the date of Substantial Completion of the Work.

11.4 Insurer Rating Standards. The insurance policies required pursuant to this Article 11 must be issued by one or more insurers that are (i) licensed to do business in the State of Tennessee and (ii) have an A.M. Best Company rating of not less than "A-" and a financial size category of not less than "VII."

11.5 Additional Insureds. The Customer, Greene County, members of the Customer's Governing Board (collectively, the "Governing Board"), and the Customer's other officers, employees, and agents (collectively, not including the Customer, the "Customer Agents"), shall all be included as additional insureds on ESCO's General Liability Policy and Auto Liability Policy. The additional insured endorsements

must be ISO Form CG 2010 04/13 and ISO Form CG 2037 04/13 combined or equivalent.

11.6 Waiver of Subrogation. Each of the General Liability Policy and the Auto Liability Policy shall provide a waiver of transfer of rights of recovery in favor of the Customer and the Customer Agents.

11.7 ESCO Insurance is Primary. The General Liability Policy and the Auto Liability Policy must be endorsed to provide that they are primary and non-contributory.

11.8 Premiums, Deductibles and Self-Insured Retentions. ESCO shall be solely responsible for paying any and all deductibles and self-insured retentions applicable to any of the insurance policies that ESCO is required to have in effect pursuant to this Article 11.

11.9 Evidence of Coverage. Prior to commencing the design phase of the Work, ESCO must provide to the Customer duly authorized and executed certificates of insurance evidencing that the insurance policies required to be maintained by ESCO pursuant to this Article 11 are in effect (each a "Certificate of Insurance") As applicable, the Certificates of Insurance must identify those who are additional insureds in accordance with this Article 11. Not less than thirty days prior to the expiration of any insurance policy that ESCO is required to maintain pursuant to this Article 11, ESCO must provide an updated Certificate of Insurance to the Customer evidencing the renewal of such policy.

11.10 Notice of Change in Policies. ESCO shall notify the Customer within thirty (30) days of its receipt of written notice from an applicable insurer that a policy required hereunder will expire without renewal or will be canceled, terminated, or materially reduced in coverage.

11.11 Review of Coverage. Customer's failure to identify any non-compliance by ESCO with the requirements of this Article 11 shall not be deemed or construed to relieve ESCO from any of its obligations hereunder.

11.12 Subcontractor Insurance. ESCO shall require that each of its Subcontractors comply with substantially the same requirements as are set forth in this Article 11 for ESCO, except to the extent the Customer has approved any different standards or requirements applicable to any particular Subcontractor.

ARTICLE 12 – TERMINATION OF THE CONTRACT

12.1 If Customer fails to make payments to ESCO as required in this Contract, through no fault of ESCO, ESCO may, upon seven (7) days written notice to Customer, terminate the Contract and recover from Customer payment for all Work executed and for proven loss with respect to materials, equipment, tools, and machinery, including reasonable overhead, profit and damages applicable to the Project.

12.2 If Customer (1) fails or neglects to maintain Customer responsibilities as set forth in Schedule E, or (2) fails to fulfill any of its other obligations or responsibilities under the Contract Documents, ESCO may, after delivery of written notice and providing Customer seven (7) days to cure, terminate the Contract, including, but not limited to the termination of any obligation of ESCO to provide the Performance Guarantee.

12.3 If ESCO breaches a material provision of this Contract, Customer has provided written notice to ESCO detailing the alleged breach, and within thirty (30) days of receipt of the written notice the alleged breach is either not cured or ESCO has not diligently commenced to cure such breach, Customer may (1) make good such deficiencies and may deduct the cost thereof from the payment then or thereafter due ESCO, (2) terminate the Contract Documents, or (3) request a Change Order to limit the scope of Work set forth in Schedule A to such portion of the Work as has already been completed, at which point the Parties shall negotiate all resulting changes to the Contract Documents in good faith, including without limitation Schedule B (Performance Assurance Support Services), Schedule C (Performance Guarantee), Schedule D (Measurement & Verification Plan) and Schedule E (Customer Responsibilities).

12.4 Termination of any of the Contract Documents shall release ESCO of all remaining obligations under

all of the Contract Documents as of the effective date of such termination.

12.5 Any remedies provided for in this Article 12, shall not be exclusive of any additional remedies available to a party pursuant to this Contract, in equity or in the law.

ARTICLE 13 – OTHER CONDITIONS OR PROVISIONS

13.1 If any provision of this Contract is determined to be invalid, illegal, or unenforceable as written, such provision shall be construed consistent with and to the fullest extent permitted under the law, and any such determination shall not affect or impair the validity, legality and enforceability of the remaining provisions.

13.2 Nothing herein shall be deemed to establish a relationship of principal and agent between ESCO and Customer, or any of their respective agents or employees, and this Contract and the Contract Documents may not be construed as creating any form of legal association or arrangement that would impose liability upon one party for the act or failure to act of the other party.

13.3 This Contract shall be governed by the laws of the state where the Project is located.

13.4 As between Customer and ESCO, any applicable statute of limitation shall commence to run and any alleged cause of action shall be deemed to have accrued (1) not later than the date of Substantial Completion for acts or failures to act occurring prior to the relevant date of Substantial Completion, or (2) not later than the date of the relevant act or failure to act by either party for acts or failures to act occurring after the date of Substantial Completion.

13.5 ESCO shall prepare and provide and Customer agrees to participate in press release(s) and business case studies limited to the business relationship with ESCO and Customer's use of ESCO's services. Customer agrees to grant ESCO the right to use Customer's trademarks, for the term contained herein, in connection with press releases, case studies or website marketing, advertisement, promotion, sale, and distribution of ESCO's services. Prior written notice of use shall be provided to Customer by ESCO and Customer's written approval is necessary for any press releases or case studies.

13.6 This Contract sets forth the entire understanding between the parties and supersedes all prior oral or written understandings relating to the subject matter herein. This Contract may not be altered or modified except by a written instrument signed by a duly authorized representative of each party.

SCHEDULE A
SCOPE OF WORK

Customer hereby acknowledges and agrees that the scope of work shall be limited to, and ESCO shall only perform, the following:

1) LIGHTING

FACILITIES

ESCO will perform lighting retrofits at the following facilities:

- Baileyton Elementary School
- Bus Garage
- Camp Creek Elementary School
- Central Office
- Central Office Annex
- Chuckey Doak Middle School
- Chuckey Elementary School
- Doak Elementary School
- Glenwood Elementary School
- McDonald Elementary School
- Mosheim Elementary School
- Nolachuckey Elementary School
- North Greene Middle School
- South Greene Middle School
- West Greene Middle School

General Site Scope

The lighting will be upgraded as detailed in Appendix A. Occupancy sensor locations are detailed in Appendix A. Sensor location and type is determined by the physical characteristics and operation of the space.

The following describes the proposed retrofits at a high level for all sites. The detailed scope of work is included in Appendix A.

- Install new flat panel LED fixtures with dimming capability in the classrooms and Central Office board room
- Retrofit existing T8, T12, and T5 fluorescent fixtures with high efficiency line-voltage (Type B) LED tubes
- Replace incandescent bulbs with screw-in LED bulbs
- Replace CFL bulbs with screw-in LED bulbs
- Replace interior HID luminaires with LED luminaires
- Replace exterior HID luminaires with LED luminaires
- Upgrade existing incandescent or CFL emergency egress lighting with LED lighting
- Add occupancy sensors to spaces as defined in Appendix A
- Install new emergency egress fixtures as indicated in Appendix A

Site Specific Scope of Work

Mosheim Elementary & West Greene Middle Schools
Parking Lot

- Replace existing shoe box fixtures with LED luminaires. Existing poles and electrical to remain in use.

CLARIFICATIONS

ESCO provides the following additional clarifications to the Section 1 Lighting scope of work:

- Scope of Work is limited to items as described in Appendix A. Any lighting equipment not specified in Appendix A is excluded from the Scope of Work.
- New sockets will be installed if the existing sockets are determined to be damaged or require replacement
- Unless identified in the scope of work, all retrofit work will include the replacement of the lamps only. All fixtures, electrical and lens will remain in place, thus not included in the Scope of Work.
- Two-stage switching (A/B circuit) multi-light output fluorescent fixtures will be converted to row-by-row switching.
- General clarifications listed at the end of this schedule

EXCLUSIONS

ESCO excludes the following items from the Section 1 Lighting scope of work:

- Buildings not specified in the Scope of Work
- Repair or replacement of new work or materials damaged by occupants or faulty electrical systems
- All outdoor field, sports, court, playground, parking lot and performance lighting unless specified in the Scope of Work
- Changes, repairs, or additions to emergency lighting and battery backup systems unless specified in the Scope of Work
- Replacement or retrofit of existing LED fixtures unless specified in the Scope of Work
- Replacement or retrofit of existing LED exit signs unless specified in the Scope of Work
- Replacement or demolition of existing abandoned fixtures unless specified in the Scope of Work
- Maintaining operation of dimming systems and associated fixtures unless specified in the Scope of Work.
- Changes or replacement of support mechanisms and housings of fixtures
- Replacement of broken, dirty, discolored and/or damaged lenses not specified in the Scope of Work
- Cleaning of lenses and fixtures
- Providing or installing fluorescent lamp protective sleeves not specified in the Scope of Work
- Providing or installing fixture protective covers
- Replacement or repair of fluorescent fixture tombstones not specified in the Scope of Work
- Replacing, repairing, or removing switches, switch plates, twist timers, and breakers
- Replacement or repair of electrical wiring except that required for ballast replacement in the fixture
- Providing, installing, or engineering upgrades to electrical wiring, circuit breakers or other parts of existing electrical system to meet NEC or local lighting codes if existing system is unsafe or fails to meet code
- Replacement or repair of time clocks associated with existing lighting fixtures not specified in the Scope of Work
- Replacement, repair, or removal of any existing photo-cell sensors, relays, lighting contactors, or components used in exterior lighting systems unless specified in the Scope of Work
- Generation of reflected ceiling plans
- Providing pre and post retrofit foot-candle readings
- Time clocks or control systems associated with existing lighting fixtures not specified in the Scope of Work
- General exclusions listed at the end of this schedule

END OF SECTION 1 LIGHTING

2) BUILDING AUTOMATION SYSTEM

A Schneider Electric Building Automation System (BAS) is to be installed at the facilities listed below as specified in this contract. The Schneider Electric BAS will include control and monitoring parameters as outlined below for each facility. The BAS will be controllable from a central workstation located on the customer's WAN/LAN (See Schedule E of contract). A new desktop computer will be supplied by ESCO (owned by Customer), which will provide continuous access to the system with a user-friendly graphical Windows interface. An internet browser interface will also be included to provide web capable access to the system for up to three (3) simultaneous users, contingent on IT infrastructure and access to the WiFi, VPN, or exposed IP access to the system for browser use – inclusive of ESCO provided tablets (3). Control zones will be programmed for temperature setup and temperature setback (as stated in Schedule D of contract), along with unoccupied dew point setup monitoring, and optimized schedules. Weekly scheduling, holiday scheduling, and exception scheduling capabilities for each controlled zone will be provided.

The proposed BAS will be a Schneider Electric EcoStruxure Buildings Operation (EBO). The system will be fully programmed and engineered using this platform and can operate as a standalone system if needed. In this architecture, the customer will be able to expand the EBO system to a very large and comprehensive enterprise solution. The proposed BAS project was designed using Schneider Electric ESS design principles.

ESCO will provide site-specific on-site training for BAS operation. This includes, but is not limited to, system architecture, controller and override operation, control drawings, device replacement, product overview and demonstration, logging on and off, system passwords, screen layout, software toolbars and menus, graphic page navigation and use, scheduling (weekly, exception, and holiday), and basic troubleshooting.

FACILITIES

ESCO will perform Building Automation System installations at the following facilities:

- Baileyton Elementary School
- Bus Garage
- Camp Creek Elementary School
- Central Office
- Central Office Annex
- Chuckey Doak High School
- Chuckey Doak Middle School
- Chuckey Elementary School
- Doak Elementary School
- Glenwood Elementary School
- McDonald Elementary School
- Mosheim Elementary School
- Nolachuckey Elementary School
- North Greene High School
- North Greene Middle School
- South Greene High School
- South Greene Middle School
- West Greene High School
- West Greene Middle School

Baileyton Elementary School

A Schneider Electric Building Automation System is to be installed to control the Heating, Ventilation, and Air Conditioning (HVAC) equipment listed below. Communication to the central workstation will be provided through the customer's wide area network.

The parts listed below are being reused or provided by the client.

- VER-E50C3A (Quantity - 1)

Control parameters are as follows:

Split System Units (Typical of 2)

Control Points	*Monitoring Points*
▪ Supply Fan Command	▪ Space Temperature
▪ Cooling Command	▪ Space Occupancy Override
▪ Heating Command	▪ Supply Air Temperature
▪ Space Temperature Setpoint Adjust	▪ Space Relative Humidity

Wallpack Heat Pump Units (Typical of 20)

Control Points	*Monitoring Points*
▪ Supply Fan Command	▪ Space Temperature
▪ Compressor Command	▪ Space Occupancy Override
▪ Reversing Valve Command	▪ Supply Air Temperature
▪ Auxiliary Heating Command	▪ Space Relative Humidity
▪ Space Temperature Setpoint Adjust	

Rooftop Heat Pump Units (Typical of 6)

Control Points	*Monitoring Points*
▪ Supply Fan Command	▪ Space Temperature
▪ Compressor Command	▪ Space Occupancy Override
▪ Reversing Valve Command	▪ Supply Air Temperature
▪ Auxiliary Heating Command	▪ Space Relative Humidity
▪ Space Temperature Setpoint Adjust	

Packaged Heat Pump Unit

Control Points	*Monitoring Points*
▪ Supply Fan Command	▪ Space Temperature
▪ Compressor Command	▪ Space Occupancy Override
▪ Reversing Valve Command	▪ Supply Air Temperature
▪ Auxiliary Heating Command	▪ Space Relative Humidity
▪ Space Temperature Setpoint Adjust	

Unit Heating Zone (1 Zone of 6 Unit Heaters)

Control Points	*Monitoring Points*
▪ Zone Enable/Disable	▪ Zone Temperature
	▪ Zone Occupancy Override

Unit Heaters (Typical of 10)

Control Points	*Monitoring Points*
▪ Heating Command	▪ Space Temperature
▪ Space Temperature Setpoint Adjust	▪ Space Occupancy Override
	▪ Space Relative Humidity

Miscellaneous Points

Control Points	*Monitoring Points*
	▪ Outside Air Temperature
	▪ Outside Air Relative Humidity
	▪ Freezer / Cooler Temperature Monitoring

Bus Garage

A Schneider Electric Building Automation System is to be installed to control the Heating, Ventilation, and Air Conditioning (HVAC) equipment listed below. Communication to the central workstation will be provided through the customer's wide area network.

Control parameters are as follows:

Split System Heat Pump Unit

Control Points	*Monitoring Points*
▪ Supply Fan Command	▪ Space Temperature
▪ Compressor Command	▪ Space Occupancy Override
▪ Reversing Valve Command	▪ Supply Air Temperature
▪ Auxiliary Heating Command	▪ Space Relative Humidity
▪ Space Temperature Setpoint Adjust	

Split System Unit

Control Points	*Monitoring Points*
▪ Supply Fan Command	▪ Space Temperature
▪ Cooling Command	▪ Space Occupancy Override
▪ Heating Command	▪ Supply Air Temperature
▪ Space Temperature Setpoint Adjust	▪ Space Relative Humidity

Unit Heaters (Typical of 2)

Control Points	*Monitoring Points*
▪ Heating Command	▪ Space Temperature
▪ Space Temperature Setpoint Adjust	▪ Space Occupancy Override
	▪ Space Relative Humidity

Camp Creek Elementary School

A Schneider Electric Building Automation System is to be installed to control the Heating, Ventilation, and Air Conditioning (HVAC) equipment listed below. Communication to the central workstation will be provided through the customer's wide area network.

The parts listed below are being reused or provided by the client.

- VER-E50C3A (Quantity - 1)

Control parameters are as follows:

Wallpack Heat Pump Units (Typical of 19)

Control Points	*Monitoring Points*
▪ Supply Fan Command	▪ Space Temperature
▪ Compressor Command	▪ Space Occupancy Override
▪ Reversing Valve Command	▪ Supply Air Temperature
▪ Auxiliary Heating Command	▪ Space Relative Humidity
▪ Space Temperature Setpoint Adjust	

Wallpack Units (Typical of 3)

Control Points	*Monitoring Points*
▪ Supply Fan Command	▪ Space Temperature
▪ Cooling Command	▪ Space Occupancy Override
▪ Heating Command	▪ Supply Air Temperature
▪ Space Temperature Setpoint Adjust	▪ Space Relative Humidity

Rooftop Units (Typical of 10)

Control Points	*Monitoring Points*
▪ Supply Fan Command	▪ Space Temperature
▪ Cooling Command	▪ Space Occupancy Override
▪ Heating Command	▪ Supply Air Temperature
▪ Space Temperature Setpoint Adjust	▪ Space Relative Humidity

Unit Heating Zone (1 Zone of 6 Unit Heaters)

Control Points	*Monitoring Points*
▪ Zone Enable/Disable	▪ Zone Temperature
	▪ Zone Occupancy Override

Unit Heaters (Typical of 10)

Control Points	*Monitoring Points*
▪ Heating Command	▪ Space Temperature
▪ Space Temperature Setpoint Adjust	▪ Space Occupancy Override
	▪ Space Relative Humidity

Miscellaneous Points

Control Points	*Monitoring Points*
	▪ Outside Air Temperature
	▪ Outside Air Relative Humidity
	▪ Freezer / Cooler Temperature Monitoring

Central Office

A Schneider Electric Building Automation System is to be installed to control the Heating, Ventilation, and Air Conditioning (HVAC) equipment listed below. Communication to the central workstation will be provided through the customer's wide area network.

Electrical kWh monitoring of one primary electrical meter to the building will be installed for monitoring of consumption of the facility per the Measurement and Verification requirements in Schedule D.

Control parameters are as follows:

Split System Units (Typical of 6)

Control Points	*Monitoring Points*
▪ Supply Fan Command ▪ Cooling Command ▪ Heating Command ▪ Space Temperature Setpoint Adjust	▪ Space Temperature ▪ Space Occupancy Override ▪ Supply Air Temperature ▪ Space Relative Humidity

Miscellaneous Points

Control Points	*Monitoring Points*
	▪ kW Metering[1] ▪ Outside Air Temperature ▪ Outside Air Relative Humidity ▪ IT Room Temperature Monitoring

[1] – Quantity of electrical sub-meters installed may be greater than quantity of primary electric meters being monitored.

Central Office Annex

A Schneider Electric Building Automation System is to be installed to control the Heating, Ventilation, and Air Conditioning (HVAC) equipment listed below. Communication to the central workstation will be provided through the customer's wide area network.

Electrical kWh monitoring of one primary electrical meter to the building will be installed for monitoring of consumption of the facility per the Measurement and Verification requirements in Schedule D.

Control parameters are as follows:

Split System Units (Typical of 3)

Control Points	*Monitoring Points*
▪ Supply Fan Command ▪ Cooling Command ▪ Heating Command ▪ Space Temperature Setpoint Adjust	▪ Space Temperature ▪ Space Occupancy Override ▪ Supply Air Temperature ▪ Space Relative Humidity

Miscellaneous Points

Control Points	*Monitoring Points*
	▪ kW Metering[1]

[1] – Quantity of electrical sub-meters installed may be greater than quantity of primary electric meters being monitored.

Chuckey Doak Middle School

A Schneider Electric Building Automation System is to be installed to control the Heating, Ventilation, and Air Conditioning (HVAC) equipment listed below. Communication to the central workstation will be provided through the customer's wide area network.
Electrical kWh monitoring of one primary electrical meter to the building will be installed for monitoring of consumption of the facility per the Measurement and Verification requirements in Schedule D.

The parts listed below are being reused or provided by the client.

- VER-E50C3A (Quantity - 1)

- SXWASPXXX10001 (Quantity - 1)
- SXWUI8A4H10001 (Quantity - 1)
- Existing Natural Gas / Propane Pulse Card (Quantity - 1)

Control parameters are as follows:

Split System Units (Typical of 2)

Control Points	*Monitoring Points*
▪ Supply Fan Command	▪ Space Temperature
▪ Cooling Command	▪ Space Occupancy Override
▪ Heating Command	▪ Supply Air Temperature
▪ Space Temperature Setpoint Adjust	▪ Space Relative Humidity

Wallpack Units (Typical of 37)

Control Points	*Monitoring Points*
▪ Supply Fan Command	▪ Space Temperature
▪ Cooling Command	▪ Space Occupancy Override
▪ Heating Command	▪ Supply Air Temperature
▪ Space Temperature Setpoint Adjust	▪ Space Relative Humidity

Packaged Terminal Air Conditioning Units (Typical of 3)

Control Points	*Monitoring Points*
▪ Supply Fan Command	▪ Space Temperature
▪ Compressor Command	▪ Space Occupancy Override
▪ Reversing Valve Command	▪ Supply Air Temperature
▪ Auxiliary Heating Command	▪ Space Relative Humidity
▪ Space Temperature Setpoint Adjust	

Unit Heating Zone (1 Zone of 4 Unit Heaters)

Control Points	*Monitoring Points*
▪ Zone Enable/Disable	▪ Zone Temperature
	▪ Zone Occupancy Override

Unit Heaters (Typical of 17)

Control Points	*Monitoring Points*
▪ Heating Command	▪ Space Temperature
▪ Space Temperature Setpoint Adjust	▪ Space Occupancy Override
	▪ Space Relative Humidity

Miscellaneous Points

Control Points	*Monitoring Points*
▪ Zone Enable/Disable	▪ kW Metering[1]
	▪ Outside Air Temperature
	▪ Outside Air Relative Humidity

Chuckey Doak High School

A Schneider Electric Building Automation System is to be installed to control the Heating, Ventilation, and Air Conditioning (HVAC) equipment listed below. Communication to the central workstation will be provided through the customer's wide area network.

As part of the new mechanical scope of work, 18 rooftop units and two energy recovery units will be

replaced. Communicating thermostats will be installed for control of the 18 rooftop units. The two energy recovery units will be integrated using BACnet communication. See below for associated points.

The parts listed below are being reused or provided by the client.

- VER-E50C3A (Quantity - 1)
- SXWASPXXX10001 (Quantity - 1)

Control parameters are as follows:

Existing Rooftop Units (Typical of 41)

Control Points	*Monitoring Points*
▪ Supply Fan Command	▪ Space Temperature
▪ Cooling Command	▪ Space Occupancy Override
▪ Heating Command	▪ Supply Air Temperature
▪ Space Temperature Setpoint Adjust	▪ Space Relative Humidity

New Rooftop Units (Typical of 18)[2]

Control Points	*Monitoring Points*
▪ Supply Fan Command	▪ Space Temperature
▪ Cooling Command	▪ Space Occupancy Override
▪ Heating Command	▪ Supply Air Temperature
▪ Space Temperature Setpoint Adjust	▪ Space Relative Humidity

Packaged Terminal Air Conditioner

Control Points	*Monitoring Points*
▪ Supply Fan Command	▪ Space Temperature
▪ Compressor Command	▪ Space Occupancy Override
▪ Reversing Valve Command	▪ Space Relative Humidity
▪ Auxiliary Heating Command	
▪ Space Temperature Setpoint Adjust	

New Energy Recovery Units (Typical of 2)[2]

Integration Points (TBD during Final Engineering)	
▪ Exhaust Fan Command	▪ Supply Air Temperature
▪ Exhaust Fan Speed	▪ Exhaust Air Temperature
▪ Supply Fan Command	▪ Return Air Temperature
▪ Supply Fan Speed	▪ Outside Air Temperature
▪ Cooling Command	▪ Supply Air Relative Humidity
▪ Heating Command	▪ Supply Fan Feedback
▪ Outside Air Damper Command	▪ Outside/Return Air Damper End Switch
▪ Heat Wheel Command	▪ Exhaust Fan Feedback
▪ Heating Modulation	
▪ Dehumidification Command	

Unit Heaters (Typical of 11)

Control Points	*Monitoring Points*
▪ Heating Command ▪ Space Temperature Setpoint Adjust	▪ Space Temperature ▪ Space Occupancy Override ▪ Space Relative Humidity

Miscellaneous Points

Control Points	*Monitoring Points*
	▪ Outside Air Temperature ▪ Outside Air Relative Humidity ▪ Freezer / Cooler Temperature Monitoring

[2] – Availability of points and quantity of units listed contingent on final mechanical design.

Chuckey Elementary School

A Schneider Electric Building Automation System is to be installed to control the Heating, Ventilation, and Air Conditioning (HVAC) equipment listed below. Communication to the central workstation will be provided through the customer's wide area network.

The parts listed below are being reused or provided by the client.

- VER-E50C3A (Quantity - 1)
- SXWASPXXX10001 (Quantity - 1)
- SXWUI8A4H10001 (Quantity - 1)
- Existing Natural Gas / Propane Pulse Card (Quantity - 1)

Control parameters are as follows:

Gym Heating & Ventilation Units (Typical of 2)

Control Points	*Monitoring Points*
▪ Supply Fan Command ▪ Heating Command #1 ▪ Heating Command #2 ▪ Economizer Damper Position ▪ Space Temperature Setpoint Adjust	▪ Space Temperature ▪ Space Occupancy Override ▪ Supply Air Temperature ▪ Space Relative Humidity

Wallpack Units (Typical of 25)

Control Points	*Monitoring Points*
▪ Supply Fan Command ▪ Cooling Command ▪ Heating Command-- ▪ Space Temperature Setpoint Adjust	▪ Space Temperature ▪ Space Occupancy Override ▪ Supply Air Temperature ▪ Space Relative Humidity

Rooftop Units (Typical of 8)

Control Points	*Monitoring Points*
▪ Supply Fan Command ▪ Cooling Command ▪ Heating Command ▪ Space Temperature Setpoint Adjust	▪ Space Temperature ▪ Space Occupancy Override ▪ Supply Air Temperature ▪ Space Relative Humidity

Unit Heaters (Typical of 2)

Control Points	*Monitoring Points*

▪ Heating Command ▪ Space Temperature Setpoint Adjust	▪ Space Temperature ▪ Space Occupancy Override ▪ Space Relative Humidity

Miscellaneous Points

Control Points	*Monitoring Points*
	▪ Outside Air Temperature ▪ Outside Air Relative Humidity ▪ Freezer / Cooler Temperature Monitoring

Doak Elementary School

A Schneider Electric Building Automation System is to be installed to control the Heating, Ventilation, and Air Conditioning (HVAC) equipment listed below. Communication to the central workstation will be provided through the customer's wide area network.

The parts listed below are being reused or provided by the client.

- VER-E50C3A (Quantity - 1)
- SXWASPXXX10001 (Quantity - 1)
- SXWUI16XX10001 (Quantity - 1)
- Existing Natural Gas / Propane Pulse Card (Quantity - 1)

Control parameters are as follows:

Multi-Zone Unit

Control Points	*Monitoring Points*
▪ Supply Fan Command ▪ Cooling Command ▪ Heating Command ▪ Outside Air Damper Actuation ▪ Return Air Damper Actuation ▪ Zone Mixing Damper Actuation (x4) ▪ Zone Temperature Setpoint Adjust (x4)	▪ Supply Fan Status ▪ Cold Deck Temperature ▪ Hot Deck Temperature ▪ Space Humidity[1] ▪ Zone Supply Air Temperature (x4) ▪ Zone Temperature (x4) ▪ Unit Override

Split System Units (Typical of 3)

Control Points	*Monitoring Points*
▪ Supply Fan Command ▪ Cooling Command ▪ Heating Command ▪ Space Temperature Setpoint Adjust	▪ Space Temperature ▪ Space Occupancy Override ▪ Supply Air Temperature ▪ Space Relative Humidity

Wallpack Heat Pump Units (Typical of 32)

Control Points	*Monitoring Points*
▪ Supply Fan Command	▪ Space Temperature
▪ Compressor Command	▪ Space Occupancy Override
▪ Reversing Valve Command	▪ Supply Air Temperature
▪ Auxiliary Heating Command	▪ Space Relative Humidity
▪ Space Temperature Setpoint Adjust	

Rooftop Units (Typical of 4)

Control Points	*Monitoring Points*
▪ Supply Fan Command	▪ Space Temperature
▪ Cooling Command	▪ Space Occupancy Override
▪ Heating Command	▪ Supply Air Temperature
▪ Space Temperature Setpoint Adjust	▪ Space Relative Humidity

Packaged Terminal Air Conditioning Units (Typical of 4)

Control Points	*Monitoring Points*
▪ Supply Fan Command	▪ Space Temperature
▪ Compressor Command	▪ Space Occupancy Override
▪ Reversing Valve Command	▪ Space Relative Humidity
▪ Auxiliary Heating Command	
▪ Space Temperature Setpoint Adjust	

Unit Heaters (Typical of 5)

Control Points	*Monitoring Points*
▪ Heating Command	▪ Space Temperature
▪ Space Temperature Setpoint Adjust	▪ Space Occupancy Override
	▪ Space Relative Humidity

Miscellaneous Points

Control Points	*Monitoring Points*
	▪ Outside Air Temperature
	▪ Outside Air Relative Humidity
	▪ Freezer / Cooler Temperature Monitoring

[1] – Space Humidity will be strategically placed to monitor dew point in a location determined by ESCO.

Glenwood Elementary School

A Schneider Electric Building Automation System is to be installed to control the Heating, Ventilation, and Air Conditioning (HVAC) equipment listed below. Communication to the central workstation will be provided through the customer's wide area network.

Electrical kWh monitoring of one primary electrical meter to the building will be installed for monitoring of consumption of the facility per the Measurement and Verification requirements in Schedule D.

The parts listed below are being reused or provided by the client.

- VER-E50C3A (Quantity - 1)
- SXWASPXXX10001 (Quantity - 1)
- SXWUI8A4H10001 (Quantity - 1)
- Existing Natural Gas / Propane Pulse Card (Quantity - 1)

Control parameters are as follows:

Wallpack Units (Typical of 11)

Control Points	*Monitoring Points*
▪ Supply Fan Command ▪ Cooling Command ▪ Heating Command ▪ Space Temperature Setpoint Adjust	▪ Space Temperature ▪ Space Occupancy Override ▪ Supply Air Temperature ▪ Space Relative Humidity

Rooftop Heat Pump Units (Typical of 6)

Control Points	*Monitoring Points*
▪ Supply Fan Command ▪ Compressor Command ▪ Reversing Valve Command ▪ Auxiliary Heating Command ▪ Space Temperature Setpoint Adjust	▪ Space Temperature ▪ Space Occupancy Override ▪ Supply Air Temperature ▪ Space Relative Humidity

Packaged Units (Typical of 2)

Control Points	*Monitoring Points*
▪ Supply Fan Command ▪ Compressor Command ▪ Reversing Valve Command ▪ Auxiliary Heating Command ▪ Space Temperature Setpoint Adjust	▪ Space Temperature ▪ Space Occupancy Override ▪ Supply Air Temperature ▪ Space Relative Humidity

Unit Heaters (Typical of 8)

Control Points	*Monitoring Points*
▪ Heating Command ▪ Space Temperature Setpoint Adjust	▪ Space Temperature ▪ Space Occupancy Override ▪ Space Relative Humidity

Miscellaneous Points

Control Points	*Monitoring Points*
	▪ kW Metering[1] ▪ Outside Air Temperature ▪ Outside Air Relative Humidity ▪ Freezer / Cooler Temperature Monitoring

[1] – Client will be providing all parts needed for one meter installation. Quantity of electrical sub-meters installed may be greater than quantity of primary electric meters being monitored.

McDonald Elementary School

A Schneider Electric Building Automation System is to be installed to control the Heating, Ventilation, and Air Conditioning (HVAC) equipment listed below. Communication to the central workstation will be provided through the customer's wide area network.

The parts listed below are being reused or provided by the client.

- VER-E50C3A (Quantity - 1)

Control parameters are as follows:

Wallpack Units (Typical of 27)

Control Points	*Monitoring Points*
▪ Supply Fan Command	▪ Space Temperature
▪ Compressor Command	▪ Space Occupancy Override
▪ Reversing Valve Command	▪ Supply Air Temperature
▪ Auxiliary Heating Command	▪ Space Relative Humidity
▪ Space Temperature Setpoint Adjust	

Rooftop Units (Typical of 8)

Control Points	*Monitoring Points*
▪ Supply Fan Command	▪ Space Temperature
▪ Cooling Command	▪ Space Occupancy Override
▪ Heating Command	▪ Supply Air Temperature
▪ Space Temperature Setpoint Adjust	▪ Space Relative Humidity

Packaged Unit

Control Points	*Monitoring Points*
▪ Supply Fan Command	▪ Space Temperature
▪ Cooling Command	▪ Space Occupancy Override
▪ Heating Command	▪ Supply Air Temperature
▪ Space Temperature Setpoint Adjust	▪ Space Relative Humidity

Unit Heaters – Typical of 4

Control Points	*Monitoring Points*
▪ Heating Command	▪ Space Temperature
▪ Space Temperature Setpoint Adjust	▪ Space Occupancy Override
	▪ Space Relative Humidity

Miscellaneous Points

Control Points	*Monitoring Points*
	▪ kW Metering[1] (x2)
	▪ Outside Air Temperature
	▪ Outside Air Relative Humidity
	▪ Freezer / Cooler Temperature Monitoring

[1] –Quantity of electrical sub-meters installed may be greater than quantity of primary electric meters being monitored.

Mosheim Elementary School

A Schneider Electric Building Automation System is to be installed to control the Heating, Ventilation, and Air Conditioning (HVAC) equipment listed below. Communication to the central workstation will be provided through the customer's wide area network.

The parts listed below are being reused or provided by the client.

- VER-E50C3A (Quantity - 1)
- SXWASPXXX10001 (Quantity - 1)
- SXWUI8A4H10001 (Quantity - 1)
- Existing Natural Gas / Propane Pulse Card (Quantity - 1)

Control parameters are as follows:

Wallpack Units (Typical of 35)

Control Points	*Monitoring Points*
▪ Supply Fan Command	▪ Space Temperature
▪ Cooling Command	▪ Space Occupancy Override
▪ Heating Command	▪ Supply Air Temperature
▪ Space Temperature Setpoint Adjust	▪ Space Relative Humidity

Wallpack Heat Pump Units (Typical of 9)

Control Points	*Monitoring Points*
▪ Supply Fan Command	▪ Space Temperature
▪ Compressor Command	▪ Space Occupancy Override
▪ Reversing Valve Command	▪ Supply Air Temperature
▪ Auxiliary Heating Command	▪ Space Relative Humidity
▪ Space Temperature Setpoint Adjust	

Rooftop Units (Typical of 7)

Control Points	*Monitoring Points*
▪ Supply Fan Command	▪ Space Temperature
▪ Cooling Command	▪ Space Occupancy Override
▪ Heating Command	▪ Supply Air Temperature
▪ Space Temperature Setpoint Adjust	▪ Space Relative Humidity

Miscellaneous Points

Control Points	*Monitoring Points*
	▪ Outside Air Temperature
	▪ Outside Air Relative Humidity
	▪ Freezer / Cooler Temperature Monitoring

Nolachuckey Elementary School

A Schneider Electric Building Automation System is to be installed to control the Heating, Ventilation, and Air Conditioning (HVAC) equipment listed below. Communication to the central workstation will be provided through the customer's wide area network.

The parts listed below are being reused or provided by the client.

- VER-E50C3A (Quantity - 1)
- SXWASPXXX10001 (Quantity - 1)
- SXWUI8A4H10001 (Quantity - 1)

Control parameters are as follows:

Wallpack Units (Typical of 24)

Control Points	*Monitoring Points*
▪ Supply Fan Command	▪ Space Temperature
▪ Cooling Command	▪ Space Occupancy Override
▪ Heating Command	▪ Supply Air Temperature
▪ Space Temperature Setpoint Adjust	▪ Space Relative Humidity

Rooftop Units (Typical of 7)

Control Points	*Monitoring Points*
▪ Supply Fan Command	▪ Space Temperature
▪ Cooling Command	▪ Space Occupancy Override
▪ Heating Command	▪ Supply Air Temperature
▪ Space Temperature Setpoint Adjust	▪ Space Relative Humidity

Unit Heaters (Typical of 9)

Control Points	*Monitoring Points*
▪ Heating Command	▪ Space Temperature
▪ Space Temperature Setpoint Adjust	▪ Space Occupancy Override
	▪ Space Relative Humidity

Miscellaneous Points

Control Points	*Monitoring Points*
	▪ kW Metering[1]
	▪ Outside Air Temperature
	▪ Outside Air Relative Humidity
	▪ Freezer / Cooler Temperature Monitoring

[1] – Client will be providing all parts needed for one meter installation. Quantity of electrical sub-meters installed may be greater than quantity of primary electric meters being monitored.

North Greene High School

A Schneider Electric Building Automation System is to be installed to control the Heating, Ventilation, and Air Conditioning (HVAC) equipment listed below. Communication to the central workstation will be provided through the customer's wide area network.

The parts listed below are being reused or provided by the client.

- VER-E50C3A (Quantity - 1)

Control parameters are as follows:

Split System Heat Pump Units (Typical of 4)

Control Points	*Monitoring Points*
▪ Supply Fan Command	▪ Space Temperature
▪ Compressor Command	▪ Space Occupancy Override
▪ Reversing Valve Command	▪ Supply Air Temperature
▪ Auxiliary Heating Command	▪ Space Relative Humidity
▪ Space Temperature Setpoint Adjust	

Wallpack Heat Pump Units (Typical of 28)

Control Points	*Monitoring Points*
▪ Supply Fan Command	▪ Space Temperature
▪ Compressor Command	▪ Space Occupancy Override
▪ Reversing Valve Command	▪ Supply Air Temperature
▪ Auxiliary Heating Command	▪ Space Relative Humidity
▪ Space Temperature Setpoint Adjust	

Rooftop Units (Typical of 2)

Control Points	*Monitoring Points*
▪ Supply Fan Command ▪ Cooling Command ▪ Heating Command ▪ Space Temperature Setpoint Adjust	▪ Space Temperature ▪ Space Occupancy Override ▪ Supply Air Temperature ▪ Space Relative Humidity

Packaged Terminal Air Conditioning Units (Typical of 3)

Control Points	*Monitoring Points*
▪ Supply Fan Command ▪ Compressor Command ▪ Reversing Valve Command ▪ Auxiliary Heating Command ▪ Space Temperature Setpoint Adjust	▪ Space Temperature ▪ Space Occupancy Override ▪ Space Relative Humidity

Unit Heaters (Typical of 17)

Control Points	*Monitoring Points*
▪ Heating Command ▪ Space Temperature Setpoint Adjust	▪ Space Temperature ▪ Space Occupancy Override ▪ Space Relative Humidity

Miscellaneous Points

Control Points	*Monitoring Points*
	▪ Outside Air Temperature ▪ Outside Air Relative Humidity ▪ Freezer / Cooler Temperature Monitoring

North Greene Middle School

A Schneider Electric Building Automation System is to be installed to control the Heating, Ventilation, and Air Conditioning (HVAC) equipment listed below. Communication to the central workstation will be provided through the customer's wide area network.

Electrical kWh monitoring of one primary electrical meter to the building will be installed for monitoring of consumption of the facility per the Measurement and Verification requirements in Schedule D.

The parts listed below are being reused or provided by the client.

- VER-E50C3A (Quantity - 1)
- SXWASPXXX10001 (Quantity - 1)
- SXWUI8A4H10001 (Quantity - 1)

Control parameters are as follows:

Split System Unit

Control Points	*Monitoring Points*
▪ Supply Fan Command	▪ Space Temperature
▪ Cooling Command	▪ Space Occupancy Override
▪ Heating Command	▪ Supply Air Temperature
▪ Space Temperature Setpoint Adjust	▪ Space Relative Humidity

Wallpack Heat Pump Units (Typical of 19)

Control Points	*Monitoring Points*
▪ Supply Fan Command	▪ Space Temperature
▪ Compressor Command	▪ Space Occupancy Override
▪ Reversing Valve Command	▪ Supply Air Temperature
▪ Auxiliary Heating Command	▪ Space Relative Humidity
▪ Space Temperature Setpoint Adjust	

Rooftop Units (Typical of 4)

Control Points	*Monitoring Points*
▪ Supply Fan Command	▪ Space Temperature
▪ Cooling Command	▪ Space Occupancy Override
▪ Heating Command	▪ Supply Air Temperature
▪ Space Temperature Setpoint Adjust	▪ Space Relative Humidity

Packaged Unit (Typical of 2)

Control Points	*Monitoring Points*
▪ Supply Fan Command	▪ Space Temperature
▪ Cooling Command	▪ Space Occupancy Override
▪ Heating Command	▪ Supply Air Temperature
▪ Space Temperature Setpoint Adjust	▪ Space Relative Humidity

Unit Heating Zone (1 Zone of 2 UH)

Control Points	*Monitoring Points*
▪ Zone Enable / Disable	▪ Zone Temperature
▪ Zone Temperature Setpoint Adjust	▪ Zone Occupancy Override
	▪ Zone Relative Humidity

Unit Heaters (Typical of 9)

Control Points	*Monitoring Points*
▪ Heating Command	▪ Space Temperature
▪ Space Temperature Setpoint Adjust	▪ Space Occupancy Override
	▪ Space Relative Humidity

Miscellaneous Points

Control Points	*Monitoring Points*
	▪ kW Metering[1]
	▪ kW Pulse Monitoring
	▪ Outside Air Temperature
	▪ Outside Air Relative Humidity
	▪ Freezer / Cooler Temperature Monitoring

[1] – Client will be providing all parts needed for one meter installation. Quantity of electrical sub-meters installed may be greater than quantity of primary electric meters being monitored.

South Greene High School

A Schneider Electric Building Automation System is to be installed to control the Heating, Ventilation, and Air Conditioning (HVAC) equipment listed below. Communication to the central workstation will be provided through the customer's wide area network.

The parts listed below are being reused or provided by the client.

- VER-E50C3A (Quantity - 1)

Control parameters are as follows:

Split System Heat Pump Units (Typical of 5)

Control Points	*Monitoring Points*
▪ Supply Fan Command	▪ Space Temperature
▪ Compressor Command	▪ Space Occupancy Override
▪ Reversing Valve Command	▪ Supply Air Temperature
▪ Auxiliary Heating Command	▪ Space Relative Humidity
▪ Space Temperature Setpoint Adjust	

Wallpack Heat Pump Units (Typical of 22)

Control Points	*Monitoring Points*
▪ Supply Fan Command	▪ Space Temperature
▪ Compressor Command	▪ Space Occupancy Override
▪ Reversing Valve Command	▪ Supply Air Temperature
▪ Auxiliary Heating Command	▪ Space Relative Humidity
▪ Space Temperature Setpoint Adjust	

Rooftop Units (Typical of 12)

Control Points	*Monitoring Points*
▪ Supply Fan Command	▪ Space Temperature
▪ Cooling Command	▪ Space Occupancy Override
▪ Heating Command	▪ Supply Air Temperature
▪ Space Temperature Setpoint Adjust	▪ Space Relative Humidity

Unit Heaters (Typical of 20)

Control Points	*Monitoring Points*
▪ Heating Command	▪ Space Temperature
▪ Space Temperature Setpoint Adjust	▪ Space Occupancy Override
	▪ Space Relative Humidity

Miscellaneous Points

Control Points	*Monitoring Points*
	▪ Outside Air Temperature
	▪ Outside Air Relative Humidity
	▪ Freezer / Cooler Temperature Monitoring

South Greene Middle School

A Schneider Electric Building Automation System is to be installed to control the Heating, Ventilation, and Air Conditioning (HVAC) equipment listed below. Communication to the central workstation will be provided through the customer's wide area network.

Electrical kWh monitoring of one primary electrical meter to the building will be installed for monitoring of consumption of the facility per the Measurement and Verification requirements in Schedule D.

The parts listed below are being reused or provided by the client.

- VER-E50C3A (Quantity - 1)

Control parameters are as follows:

Wallpack Units (Typical of 19)

Control Points	*Monitoring Points*
▪ Supply Fan Command	▪ Space Temperature
▪ Compressor Command	▪ Space Occupancy Override
▪ Reversing Valve Command	▪ Supply Air Temperature
▪ Auxiliary Heating Command	▪ Space Relative Humidity
▪ Space Temperature Setpoint Adjust	

Rooftop Heat Pump Units (Typical of 10)

Control Points	*Monitoring Points*
▪ Supply Fan Command	▪ Space Temperature
▪ Compressor Command	▪ Space Occupancy Override
▪ Reversing Valve Command	▪ Supply Air Temperature
▪ Auxiliary Heating Command	▪ Space Relative Humidity
▪ Space Temperature Setpoint Adjust	

Unit Heating Zone (1 Zone of 2 UH)

Control Points	*Monitoring Points*
▪ Zone Enable / Disable	▪ Zone Temperature
▪ Zone Temperature Setpoint Adjust	▪ Zone Occupancy Override
	▪ Zone Relative Humidity

Unit Heaters (Typical of 12)

Control Points	*Monitoring Points*
▪ Heating Command	▪ Space Temperature
▪ Space Temperature Setpoint Adjust	▪ Space Occupancy Override
	▪ Space Relative Humidity

Miscellaneous Points

Control Points	*Monitoring Points*
	▪ kW Metering[1]
	▪ Outside Air Temperature
	▪ Outside Air Relative Humidity
	▪ Freezer / Cooler Temperature Monitoring

[1] – Client will be providing all parts needed for one meter installation. Quantity of electrical sub-meters installed may be greater than quantity of primary electric meters being monitored.

West Greene High School

A Schneider Electric Building Automation System is to be installed to control the Heating, Ventilation, and Air Conditioning (HVAC) equipment listed below. Communication to the central workstation will be provided through the customer's wide area network.

The parts listed below are being reused or provided by the client.

- VER-E50C3A (Quantity - 1)
- SXWASPXXX10001 (Quantity - 1)

Control parameters are as follows:

Split System Heat Pump Units (Typical of 12)

Control Points	*Monitoring Points*
▪ Supply Fan Command	▪ Space Temperature
▪ Compressor Command	▪ Space Occupancy Override
▪ Reversing Valve Command	▪ Supply Air Temperature
▪ Auxiliary Heating Command	▪ Space Relative Humidity
▪ Space Temperature Setpoint Adjust	

Wallpack Units (Typical of 30)

Control Points	*Monitoring Points*
▪ Supply Fan Command	▪ Space Temperature
▪ Compressor Command	▪ Space Occupancy Override
▪ Reversing Valve Command	▪ Supply Air Temperature
▪ Auxiliary Heating Command	▪ Space Relative Humidity
▪ Space Temperature Setpoint Adjust	

Rooftop Units (Typical of 3)

Control Points	*Monitoring Points*
▪ Supply Fan Command	▪ Space Temperature
▪ Cooling Command	▪ Space Occupancy Override
▪ Heating Command	▪ Supply Air Temperature
▪ Space Temperature Setpoint Adjust	▪ Space Relative Humidity

Packaged Terminal Air Conditioning Units (Typical of 6)

Control Points	*Monitoring Points*
▪ Supply Fan Command	▪ Space Temperature
▪ Compressor Command	▪ Space Occupancy Override
▪ Reversing Valve Command	▪ Space Relative Humidity
▪ Auxiliary Heating Command	
▪ Space Temperature Setpoint Adjust	

Miscellaneous Points

Control Points	*Monitoring Points*
▪ Exhaust Fan Command	▪ kW Metering[1]
	▪ Outside Air Temperature
	▪ Outside Air Relative Humidity
	▪ Freezer / Cooler Temperature Monitoring

[1] – Client will be providing all parts needed for one meter installation. Quantity of electrical sub-meters installed may be greater than quantity of primary electric meters being monitored.

West Greene Middle School

A Schneider Electric Building Automation System is to be installed to control the Heating, Ventilation, and Air Conditioning (HVAC) equipment listed below. Communication to the central workstation will be provided through the customer's wide area network.

As part of the new mechanical scope of work, 14 rooftop units and two energy recovery units will be replaced. Communicating thermostats will be installed for control of the 14 rooftop units. The two energy recovery units will be integrated using BACnet communication. See below for associated points.

The parts listed below are being reused or provided by the client.

- VER-E50C3A (Quantity - 1)

Control parameters are as follows:

Existing Rooftop Heat Pump Units (Typical of 13)

Control Points	*Monitoring Points*
▪ Supply Fan Command	▪ Space Temperature
▪ Compressor Command	▪ Space Occupancy Override
▪ Reversing Valve Command	▪ Supply Air Temperature
▪ Auxiliary Heating Command	▪ Space Relative Humidity
▪ Space Temperature Setpoint Adjust	

New Rooftop Units (Typical of 14)[2]

Control Points	*Monitoring Points*
▪ Supply Fan Command	▪ Space Temperature
▪ Cooling Command	▪ Space Occupancy Override
▪ Heating Command	▪ Supply Air Temperature
▪ Space Temperature Setpoint Adjust	▪ Space Relative Humidity

New Energy Recovery Units (Typical of 2)[2]

Integration Points *(TBD during Final Engineering)*	
▪ Exhaust Fan Command	▪ Supply Air Temperature
▪ Exhaust Fan Speed	▪ Exhaust Air Temperature
▪ Supply Fan Command	▪ Return Air Temperature
▪ Supply Fan Speed	▪ Outside Air Temperature
▪ Cooling Command #1	▪ Supply Air Relative Humidity
▪ Cooling Command #2	▪ Supply Fan Feedback
▪ Gas Heating Modulation	▪ Exhaust Fan Feedback
▪ Outside Air Damper Actuation	
▪ Heat Wheel Command	
▪ Dehumidification Valve Modulation	

Unit Heating Zone (1 Zone of 4 UH)

Control Points	*Monitoring Points*
▪ Zone Enable / Disable	▪ Zone Temperature
▪ Zone Temperature Setpoint Adjust	▪ Zone Occupancy Override
	▪ Zone Relative Humidity

Unit Heaters (Typical of 7)

Control Points	*Monitoring Points*
▪ Heating Command	▪ Space Temperature
▪ Zone Temperature Setpoint Adjust	▪ Space Occupancy Override
	▪ Space Relative Humidity

Miscellaneous Points

Control Points	*Monitoring Points*
	▪ Outside Air Temperature ▪ Outside Air Relative Humidity ▪ Freezer / Cooler Temperature Monitoring

[2] – Availability of points and quantity of units listed contingent on final mechanical design.

CLARIFICATIONS

ESCO provides the following additional clarifications to the Section 2 Building Automation System scope of work:

- To the best of Schneider Electric's knowledge, the points above represent all that are necessary to effectively operate the indicated systems. If additional points are required to operate the systems specifically indicated above per Schneider Electric's Sequences of Operation, they will be incorporated under this scope of work. If any of the points indicated above are unable to be included within the final system, such points shall be excluded from this scope of work. Points associated with new mechanical equipment (if applicable) are subject to change based on those points available from the equipment ultimately furnished and the points deemed necessary for operation of the system.
- Room/Space Temperature setpoints for areas deemed to be public spaces will only be adjustable from the workstation. Room/Space temperature setpoint for private or employee only areas will be able to be adjusted at the temperature sensor in the space.
- ESCO will use surface mounted unpainted conduit or approved metal wire mold where wall cavities do not allow for running of low voltage cables and communications for new network thermostats or other BAS related devices. Wiremold would be subject to the number of wire conductors needed and would be limited to space sensors and not network thermostats in most cases.
- ESCO may reuse existing equipment including (but not limited to) valves, dampers, and actuators for the execution of this contract, and assumes the equipment or devices are in good working order. Should the equipment or devices require repair or replacement, this will be the responsibility of the owner unless specifically indicated otherwise in the scope of work. ESCO will create an equipment deficiency report (EDR) to provide the owner with written notification if such equipment or devices are identified.
- ESCO will only control equipment and/or devices shown in the Scope of Work. Equipment and devices not in the Scope of Work are excluded. ESCO is not responsible for the functionality of such equipment even if such equipment is operated by an existing BAS.
- Demolition of the existing HVAC controls / building automation equipment will be performed as needed to implement the new DDC system installation (reuse of enclosures, wire, and end devices will be solely at the discretion of ESCO). The total demolition of any remaining abandoned or obsolete control elements will be the responsibility of the owner, unless otherwise stated.
- Exhaust fans controlled by occupancy sensors or local switches, that are process / life safety related, or that do not move air beyond the building envelope will not be integrated with the building management system.
- Exhaust Fans that exhaust to the exterior of the building and are not process related, that are not currently interlocked with the lighting circuit or controlled via BAS, shall be controlled via occupancy sensor or interlocked with lighting circuit via relay.
- ESCO will not be responsible for any modification or expansion of the owner's existing WAN/LAN for the execution of this project. Owner to provide ESCO with designated open port(s) as required at existing network switches in all facilities within this scope of work. ESCO to provide CAT5e Ethernet cable from control equipment to Owner network switch.
- Where new control panels are to be installed, conduit will be installed from the panel knock-out to a height of 8' or the level of the finished ceiling if present – whichever is lower – for all low voltage wiring. Conduit will not be required in other applications unless otherwise indicated by the scope of work above. All wiring shall be in compliance with local codes and authorities having jurisdiction.
- General clarifications at the end of this schedule.

EXCLUSIONS

ESCO excludes the following items from the Section 2 Building Automation System scope of work:

- Replacement or repair of existing HVAC and control equipment beyond the scope of work above is excluded.
- Any repair patching of existing walls, sheetrock, plaster, brick, wood, etc. due to the removal of existing thermostats (for retrofit with DDC Sensor or new thermostat) is excluded.
- Coordination with electrical utility for power shutdowns to facilitate submeter installation.
- Electrical utility costs from electrical utility for power shutdowns to facilitate submeter installation.
- Portable buildings are standalone and excluded from the BAS scope of work.
- Replacement or repair of safeties on existing equipment including smoke detectors, fire alarm interlocks, and low or high temperature cut-outs or any life safety equipment. Pre and post testing of smoke, fire, and life safety systems will be the responsibility of the customer and the sequence and testing documentation will be provided to ESCO. Where life safety equipment utilizes compressed air (pneumatics), the source of the air, logic, and actuators will not be removed or modified within the execution of the project.
- General exclusions listed at the end of this schedule.

END OF SECTION 2 BUILDING AUTOMATION SYSTEM

3) MECHANICAL

FACILITIES

ESCO will perform mechanical retrofits at the following Customer facilities:

- Chuckey Doak High School
- West Greene Middle School

Site-Specific Scope

Chuckey Doak High School

Rooftop Packaged Unit Installation

This scope of work is to remove thirty-eight (38) packaged terminal air conditioning (PTAC) units serving classrooms and offices at Chuckey Doak High School and install eighteen (18) new rooftop packaged units to serve those same spaces. The project scope of work also includes the replacement of two (2) existing 25 ton gas packaged units that provide fresh outside air to those same spaces. The project scope includes all structural and electrical modifications required for the scope of work below.

New Packaged Rooftop Units (18)

- Disconnect the electrical service from existing PTAC units.
- Remove existing PTAC unit and dispose of properly.
- Install new insulated wall panel and sheet metal cover to seal up wall opening. Cover will be painted to match as indicated in the General Clarifications.
- Install new vinyl composition tile (VCT) flooring where exposed concrete is revealed by the PTAC removal.
- Install new roof curbs to facilitate installation of new equipment.
- Install new ductwork above drop ceiling and associated supply and return grilles.
- Provide sixteen (16) new gas packaged rooftop units sized to meet current loads.
- Provide two (2) new electric packaged rooftop units sized to meet current loads.
- Install new electrical service as necessary to accommodate installation of new equipment.
- Install new natural gas service as necessary to accommodate installation of new equipment.
- Provide all structural modifications as required by structural engineer to complete the mechanical scope of work.
- Provide testing and balancing services to confirm equipment airflow output meets design intent at unit discharge only.
- Provide startup services.

New Fresh Outside Air Packaged Rooftop Units (2)

- Disconnect the electrical service and natural gas service from existing DX cooling/natural gas heating packaged rooftop unit. Remove existing electrical disconnect and prepare gas service for re-use.
- Remove existing packaged rooftop unit and dispose of properly.
- Prepare existing roof curb or provide curb adaptor (if required) to facilitate installation of new equipment.
- Provide two (2) new packaged rooftop unit sized to meet current loads and install where existing unit was located.
- Rework electrical service as necessary to accommodate installation of new equipment.
- Rework natural gas service as necessary to accommodate installation of new equipment.
- Provide all structural modifications as required by structural engineer to complete the mechanical scope of work.

- Provide testing and balance services to confirm equipment airflow output meets design intent at unit discharge only.
- Provide startup services.

West Greene Middle School

Rooftop Packaged Unit Installation

This scope of work is to remove twenty-nine (29) packaged terminal air conditioning (PTAC) units serving classrooms and offices at West Greene Middle School and install fourteen (14) new rooftop packaged units to serve those same spaces. The project scope of work also includes the replacement of two (2) existing 25 ton gas packaged units that provide fresh outside air to those same spaces. The band director's office and storage room will receive two (2) ductless split system heat pumps. The project scope includes all structural and electrical modifications required for the scope of work below.

New Packaged Rooftop Units (14)

- Disconnect the electrical service from existing PTAC units.
- Remove existing PTAC unit and dispose of properly.
- Install new insulated wall panel and sheet metal cover to seal up wall opening. Cover will be painted to match as indicated in the General Clarifications.
- Install new vinyl composition tile (VCT) flooring where exposed concrete is revealed by the PTAC removal.
- Install new roof curbs to facilitate installation of new equipment.
- Install new ductwork above drop ceiling and associated supply and return grilles.
- Provide sixteen (14) new gas packaged rooftop units sized to meet current loads.
- Install new electrical service as necessary to accommodate installation of new equipment.
- Install new propane gas service as necessary to accommodate installation of new equipment.
- Provide all structural modifications as required by structural engineer to complete the mechanical scope of work.
- Provide testing and balancing services to confirm equipment airflow output meets design intent at unit discharge only.
- Provide startup services.

New Ductless Split System Heat Pump Units (2)

- Disconnect the electrical service from existing PTAC units.
- Remove existing PTAC unit and dispose of properly.
- Install new insulated wall panel and sheet metal cover to seal up wall opening. Cover will be painted to match as indicated in the General Clarifications.
- Install new flooring where exposed concrete is revealed by the PTAC removal.
- Provide two (2) new ductless split system heat pump units sized to meet current loads and install where existing unit was located.
- Install new electrical service as necessary to accommodate installation of new equipment.
- Provide all structural modifications as required by structural engineer to complete the mechanical scope of work.
- Provide testing and balancing services to confirm equipment airflow output meets design intent at unit discharge.
- Provide startup services.

New Fresh Outside Air Packaged Rooftop Units (2)

- Disconnect the electrical service and propane gas service from existing DX cooling/propane gas heating packaged rooftop unit. Remove existing electrical disconnect and prepare gas service for re-use.
- Remove existing packaged rooftop unit and dispose of properly.
- Prepare existing roof curb or provide curb adaptor (if required) to facilitate installation of new

equipment.

- Provide two (2) new packaged rooftop unit sized to meet current loads and install where existing unit was located.
- Rework electrical service as necessary to accommodate installation of new equipment.
- Rework propane gas service as necessary to accommodate installation of new equipment.
- Provide all structural modifications as required by structural engineer to complete the mechanical scope of work.
- Provide testing and balancing services to confirm equipment airflow output meets design intent at unit discharge only.
- Provide startup services.

CLARIFICATIONS

ESCO provides the following additional clarifications to the Section 3 Mechanical scope of work:

- Scope of work will require the HVAC systems and heating/cooling in these spaces to be temporarily inoperable. Special coordination with the facility occupants and operations will be required as to minimize space disruption. During equipment shutdown the affected spaces will be unoccupied due to conditioning and safety concerns requiring occupants to be temporarily relocated by Customer.
- Existing mechanical and electrical system appurtenances found suitable for re-use by ESCO will remain in place for use at the discretion of ESCO. This includes, but is not limited to, support structures, ductwork, electrical conduit, wiring, and piping.
- Existing equipment, piping, and accessories made obsolete by this scope are to be abandoned in-place unless demolition and removal are specifically included in Scope of Work.
- Standard warranty information is as follows:
    - Fresh Air Rooftop Units
        - 1-year limited parts only
        - 5-year limited digital/variable speed/standard scroll compressor
        - 25-year limited heat exchanger
    - Gas-fired Rooftop Units
        - 1-year limited parts only
        - 5-year limited compressor
        - 5-year limited heat exchanger
    - Electric Rooftop Units
        - 1-year limited parts only
        - 5-year limited compressor
        - 5-year limited outdoor coil
    - Ductless Split System Units
        - 5-year limited parts
        - 7-year limited compressor
- General clarifications listed at the end of this schedule.

EXCLUSIONS

ESCO excludes the following items from the Section 3 Mechanical scope of work:

- Materials and labor associated with modifications to existing systems and equipment not identified in these documents as included in the Scope of Work.
- Waste disposal other than that required to accomplish the Scope of Work.
- The cost for temporary power to facilities at any time during the construction period.
- The cost for temporary food storage facilities at any time during the construction period.
- Fees for third party engineers acting as Customer's agent.

- Water treatment equipment not specified in the Scope of Work.
- Structural modifications not specified in the Scope of Work.
- Repair or replacement of existing structural and/or architectural systems no longer performing design intent
- Building envelope modifications not specified in the Scope of Work.
- Replacement or repair of ductwork and diffusers not specified in the Scope of Work.
- Replacement or repair of ductwork airflow control devices not specified in the Scope of Work
- Replacement or repair of piping not specified in the Scope of Work.
- Replacement or repair of existing safety devices not specified in the Scope of Work
- Replacement or repair of any fire alarm system devices and wiring not specified in the Scope of Work
- Ductwork and piping insulation not specified in the Scope of Work.
- Repair or replacement of electrical systems not specified in the Scope of Work.
- Equipment replacement and their components not specified in the Scope of Work
- Changes to the design intent to include additional operation of system to reduce humidity or include extra conditioning will require adjustments in savings calculations.
- General exclusions listed at the end of this schedule.

END OF SECTION 3 MECHANICAL

4) DOMESTIC WATER CONSERVATION

FACILITIES

ESCO will performing water retrofits at the following facilities:

- Baileyton Elementary School
- Bus Garage
- Camp Creek Elementary School
- Central Office
- Central Office Annex
- Chuckey Doak High School
- Chuckey Doak Middle School
- Chuckey Elementary School
- Doak Elementary School
- Glenwood Elementary School
- McDonald Elementary School
- Mosheim Elementary School
- Nolachuckey Elementary School
- North Greene High School
- North Greene Middle School
- South Greene High School
- South Greene Middle School
- West Greene High School
- West Greene Middle School

General Site Scope

Water fixtures were evaluated for appropriate water conservation measures. Fixtures that were already low-flow or had high efficiency fixture water flowrates did not require upgrades and have been excluded. Pressure testing on the water system at each site was performed to ensure acceptable flush valve performance. Reference Appendix B for scope specifics and quantities.

A summary of the scope of work is as follows:

- Replace (50) existing tank toilets with new low flow china and new diaphragm flush valve
- Replace (130) existing flushometer toilets with new low flow china and new diaphragm flush valve
- Retrofit (129) existing flushometer toilets with new low flow diaphragm flush valve kit
- Retrofit (20) existing urinal flush valves with new low flow diaphragm flush valve kit
- Retrofit (565) existing sink faucets with new low flow aerators
- Replace (91) existing showerheads with new low flow showerheads
- Replace (9) existing kitchen sprayers with new reduced flow sprayers

CLARIFICATIONS

ESCO provides the following additional clarifications to the Section 4 Domestic Water Conservation scope of work:

- No drawings applicable to water conservation will be included unless otherwise specified in the Scope of Work.
- Detailed line by line scope of work is provided in Appendix B.
- General clarifications listed at the end of this schedule.

EXCLUSIONS

ESCO excludes the following items from the Section 4 Domestic Water Conservation scope of work:

- Existing low flow fixtures that cannot be retrofitted for improved performance are excluded from Scope of Work.
- ESCO is not responsible for pressure issues from changes or fluctuations from utility company or Customer modifications

- Floor tile and other floor covering repairs.
- Wall tile and other wall covering repairs.
- Repair of pre-existing water damaged floors and/or surfaces.
- Architectural and/or access modifications for Americans with Disabilities Act (ADA) compliance.
- Non-water consuming bathroom fixtures such as toilet paper or soap dispensers.
- ADA fixture heights for toilet room(s) for single occupant(s) accessed through a private office and not for common use or public use.
- Supply piping beyond individual fixture isolation valve or stop.
- Clogs in newly installed equipment due to deteriorated piping or debris from the water supply.
- Drainage and/or sewer piping.
- Repair and replacement of supply water riser/isolation valves.
- Operation of supply water riser/isolation valves that are required to turn water off to areas where retrofits are scheduled.
- Faucet and/or faucet stem leaks not identified in the Scope of Work.
- Leaking and/or faulty angle stops.
- Hose bib leaks not identified in the Scope of Work.
- Repair of existing basins or leaking parts in shower handles, diverter, or tempering valves for showers.
- Any fixture or fixture part not specified in the Scope of Work.
- Water closet flanges unless specified in the Scope of Work.
- Wall mounted carriers for water closets, sinks, and urinals.
- Damage to installed equipment if found to be due to fluctuations in system pressure or due to turning off the water supply.
- General exclusions listed at the end of this schedule.

END OF SECTION 4 DEMOSTIC WATER CONSERVATION

5) PLUG LOAD MANAGEMENT

FACILITIES

ESCO will install plug load management at the following facilities:

- Baileyton Elementary School
- Camp Creek Elementary School
- Central Office
- Central Office Annex
- Chuckey Doak High School
- Chuckey Doak Middle School
- Chuckey Elementary School
- Doak Elementary School
- Glenwood Elementary School
- McDonald Elementary School
- Mosheim Elementary School
- Nolachuckey Elementary School
- North Greene High School
- North Greene Middle School
- South Greene High School
- South Greene Middle School
- West Greene High School
- West Greene Middle School

General Site Scope

Existing device plug loads across the Customer's facilities were surveyed to determine the best application for plug load management technology. The higher load devices such as charging carts, smartboards, copiers, vending machines, etc. were then selected to receive Bert® smart plugs to allow for scheduling and energy usage tracking.

A summary of the scope of work is as follows:

- Install (301) new Bert® 110X smart plugs
    - Includes setup with preloaded SSID and passphrases
    - Includes programming name, group, and scheduling Bert® smart plugs
    - Includes verification of network communication and final testing
    - Includes one (1) session of software training for a duration of three (3) hours
    - Includes three (3) years of extended software maintenance

CLARIFICATIONS

ESCO provides the following additional clarifications to the Section 5 Plug Load Management scope of work:

- No drawings applicable to plug load management will be included unless otherwise specified in the Scope of Work.
- Stickers will be provided to label device power cords that will be plugged into the Bert® plugs.
- Customer is responsible for maintaining wireless network and providing network access and any necessary connection requires for Bert® to communicate.
- General clarifications listed at the end of this schedule.

EXCLUSIONS

ESCO excludes the following items from the Section 5 Plug Load Management scope of work:

- ESCO is not responsible for any Bert® smart plug network identification changes due to plug relocation by the CUSTOMER.
- Any upgrades or performance improvements on the Customer's network is excluded.
- General exclusions listed at the end of this schedule.

END OF SECTION 5 PLUG LOAD MANAGEMENT

6) VOICE OVER INTERNET PROTOCOL

ESCO will install a turnkey cloud-based Voice over Internet Protocol (VoIP) phone system to replace the existing Customer phone system District-wide:

General Site Scope

VoIP Scope Overview

- The Asterisk PBX server will be hosted on a Virtual Machine (VM) server maintained by the Customer.
- Full setup, customization, and training for Administrator and End-user(s) is included
  - Configuration of VM Server
  - Porting of customer Direct Inward Dialing (DID) Numbers
- VoIP equipment included in the project:
  - (145) Session Initiation Protocol (SIP) 8-Line Phone 1GB – Staff Phone
  - (40) SIP 16-Line Phone 1GB – Administrator Phone
  - (20) Analog Telephone Adaptors (ATA) for Fax, Elevator, or Analog Phone
  - (1) Sierra Wireless LTE Modem for Failover (at BoE Central office)
  - (15) Clearly IP CIP716 Failover PBX servers at school campuses
  - (65) IP Handset Power Supply
  - (1) Wilson SOHO Cell Signal Booster
- Phone Service is included in the monthly service fee to be incurred by Customer through a Service License Agreement entered into directly with Ambit Solutions.
  - Includes Unlimited nationwide calling is included through the AmbiTel SIP Trunk
  - Includes dynamic expansion of SIP trunks beyond the current call paths during times of emergency and heavy call volume.
- Technical Support and Maintenance is included during the first year of service. Following the first year, it is billed annually to the Customer through a Service License Agreement entered into directly with Ambit Solutions.
  - Software updates are included in the maintenance agreement.
  - Includes two-year warranty on the telephone handsets and one-year warranty on the remaining equipment.
- Customer will maintain current level of internet service through provider of choice.

CLARIFICATIONS

ESCO provides the following clarifications to the Section 6 Voice Over IP (VoIP) Scope of Work:

- VoIP proposal includes provision for 60 concurrent call paths. This number is based on information provided by the Customer. Customer is not limited to 60 concurrent call paths. VoIP provides Dynamic Expansion of SIP Trunks during periods of high call volume at no additional expense.
- Customer is responsible for setting up service to have a backup to roll over to a cellular carrier in the event of a network outage instead of maintaining Plain Old Telephone System (POTS) lines at each campus.
- Customer is responsible for pricing with the telephone company and will incur these charges.
- New VoIP solution will be installed and operational before existing services are disconnected and numbers are ported over site by site.
- Pricing from vendors is good for 36 months.
- Customer is responsible for pricing of any services remaining with the telephone company and will incur these charges.
- Savings methodology and calculations for this scope of work are provided in the IGA project report.
- General clarifications listed at the end of this schedule.

EXCLUSIONS

ESCO excludes the following items from the Section 6 Voice Over IP (VoIP) Scope of Work:

- This scope of work does not include any phone systems in auxiliary buildings that are not connected to the network. It is Customer's responsibility to maintain phone service in these areas. Charges from the telephone company will apply.
- Additional handsets not specified in the scope of work are excluded. Additional handsets and/or hardware requests are Customer's responsibility.
- Additional VoIP services and/or service to facilities outside of this Scope of Work are not included and will be Customer's responsibility.
- Additional cable routing, cable-end installations, and network drops are excluded from this Scope of Work and are the Customer's responsibility.
- General exclusions listed at the end of this schedule.

END OF SECTION 6 VOICE OVER IP (VOIP)

GENERAL CLARIFICATIONS

ESCO provides the following clarifications that apply to all scopes of work in Schedule A. For additional scope specific clarifications, refer to the clarifications listed in each Scope of Work section above.

- Work shall be performed during daytime, evening, weekend, and holiday hours at ESCO discretion, unless otherwise specified in the Scope of Work. ESCO will coordinate the schedule with Customer, in effort to limit disruptions to facility operations.
- ESCO has developed the scope of work under the understanding that CUSTOMER has provided ESCO all relative insight and inherent knowledge on the operation of the facilities, any deficiencies of the facilities and/or equipment and any requirements or specifications to be included as part of the scope of work.
- CUSTOMER is responsible for the selection of paint colors, flooring colors and other aesthetic matching material for any repairs included in the scope of work. Painting and repairs are limited to 1' radius around the affected area. Matching of color and material is limited by age, selection, etc.; therefore, selection and accuracy of color/material matching is the responsibility of customer. It should be noted that tone differences in color or material may be unavoidable due to age and commercially available options. ESCO will assist in the process.
    - Excessive cost or upgrades are excluded from the scope of work.
    - Re-painting, re-application or re-repair based on the CUSTOMER selected color or material selection and acceptance of applied selection is excluded from the scope of work.
- Ceiling tiles damaged by ESCO during construction will be replaced with new tiles. Matching of ceiling tile color and pattern shall be limited by current commercial availability should replacement tile be required. Similar or complementary tiles shall be provided where exact matches are not available.
- Salvage materials will be turned over to Customer (at Customer's request). Salvage materials not requested to be retained by Customer shall be properly disposed of off the site.
- Customer is responsible for handling and transportation of any salvaged equipment chosen to retain. Customer shall coordinate with ESCO for subcontractor to load equipment onto Customer-provided transportation when equipment is removed from the building. Additional handling of salvaged equipment will result in a Change Order to Customer.

GENERAL EXCLUSIONS

ESCO provides the following general exclusions that apply to all scopes of work in Schedule A. For additional scope specific exclusions, refer to the exclusions listed in each Scope of Work section above.

- Repairs, remedies, and any development of any such repairs or remedies due to unforeseen, undisclosed, and unidentified conditions
- Costs of providing access, access control, or security escorts not specified in the Scope of Work
- Warranty for any reused parts or parts provided by the customer
- Cleanup beyond construction debris, such as dusting, or air scrubbers
- Additional labor costs due to restriction of allowable work hours, provided however, ESCO is aware that Customer's facilities are used as public facilities and has been provided the current operating schedules. Any additional cost hereunder shall be limited to costs arising from circumstances of which ESCO was not made aware during the development phase, and that are not reasonably anticipated at the time of this Contract.
- Additional labor costs due to limitations to access and keys

    - Customer shall provide facility access adequate to the requirements of ESCO and their subcontractors. Keys, security system codes, access cards, and/or escorts will be provided for all facilities involved in the Scope of Work in a quantity sufficient to facilitate execution of scopes at multiple locations with multiple trades. Customer is subject to change orders for delays resulting from limited or restricted access for scheduled or previously coordinated work. Keys, security system codes, and/or access cards will be issued to ESCO project personnel and subcontractor site foreman or lead personnel.
- Hazardous materials testing and abatement not specified in the Scope of Work
    - Customer will provide any hazardous materials testing documentation and reports, and information from previous sources or vendors used in hazardous materials testing.
    - Customer will provide testing for suspected hazardous materials if current test reports are not available.
    - Customer is subject to change orders for delays and additional costs due to hazardous material testing and abatement work stoppages.
- Materials and labor associated with modifications to existing systems and equipment not identified as included in the Scope of Work
    - Patching of fire rated walls beyond area directly affected by Scope of Work
    - Maintenance of egress routes and signage
    - Existing open J boxes
    - Existing wiring resting on ceiling grid
    - Life safety interlocks
    - Floor repair not specified in the Scope of Work.
    - Painting of an area where equipment was removed or altered
    - Screening to hide equipment
- Testing, adjusting, and balancing unless specified in the Scope of Work
- Commissioning of existing systems not identified in the Scope of Work
- The cost for utilities including natural or propane gas, fuel oil, electricity, potable or non-potable water during the construction period
- The cost for equipment, labor, and/or utilities to provide temporary heating or cooling of facilities during the construction period
- Cost escalation of materials as a result of a delay in the construction schedule caused by Customer action or inaction
- Inspection and permitting fees for agencies (state and/or federal) other than the local authority having jurisdiction
- Repair or replacement of ceiling beyond that required to accomplish the Scope of Work.
- Fees and project costs for third party engineers acting as Customer's agent
- All damage and performance limitations considered Acts of God

SCHEDULE B
PERFORMANCE ASSURANCE SUPPORT SERVICES AGREEMENT

This Performance Assurance Support Services Agreement ("Agreement"), is by and between Schneider Electric Buildings Americas, Inc. ("ESCO"), and Greene County Schools ("Customer"). To the extent that the terms and conditions in this Agreement conflict with the terms and conditions in the Contract, the terms and conditions of this Agreement shall control. Any capitalized terms used and not defined herein are as defined in the Contract.

	Greene County Schools Tennessee		**Schneider Electric Buildings Americas, Inc.**
By	_____ (Signature)	By	_____ (Signature)
Print Name	_____	Print Name	_____
Title	_____	Title	_____
Date	_____	Date	_____

A. TERM

This Agreement shall commence at the Savings Guarantee Commencement Date and continue for two (2) years (the "Initial Term") and shall automatically renew for additional one (1) year periods thereafter. After the Initial Term, Customer may terminate this Agreement at any time prior to thirty (30) days to the end of the then current term.

NOTWITHSTANDING ANYTHING TO THE CONTRARY CONTAINED HEREIN, OR IN ANY CONTRACT DOCUMENT, IN THE EVENT THAT THIS AGREEMENT IS CANCELED OR TERMINATED BY CUSTOMER FOR ANY REASON, THE PERFORMANCE GUARANTEE SET FORTH IN SCHEDULE C SHALL BE DEEMED TO HAVE BEEN MET AND FULFILLED, NULL AND VOID AND OF NO FURTHER FORCE OR EFFECT AS OF THE EFFECTIVE TERMINATION DATE OF THIS AGREEMENT AND ESCO SHALL HAVE NO FURTHER OBLIGATIONS OR LIABILITIES ASSOCIATED WITH SUCH PERFORMANCE GUARANTEE.

B. SERVICE SCOPE AND PAYMENT

ESCO shall provide the Performance Assurance Support Services (the "Services") to Customer as set forth in Exhibit A, Section 1 during the Initial Term.

After the end of Initial Term and each subsequent term thereafter, Customer may either (1) continue with the same level of Services as set forth in the previous term, (2) change the Services level by selecting one or more of the options as set forth in Exhibit A, Section 2 if any of this Agreement, or (3) terminate this Agreement and the Performance Guarantee in accordance with the termination provisions contained herein.

The available Services options may be amended from time to time at the sole discretion of ESCO.

1. After the Initial Term, the prices set forth in Exhibit A shall be adjusted upwards annually in accordance with the increase in Consumer Price Index ("CPI").

2. After the Initial Term, payment under this Agreement is due within thirty (30) days of the start of that year's term. ESCO reserves the right to add 1.5% per month to any balance due beyond thirty (30) days of invoice date. Customer acknowledges and understands that all charges are exclusive of any applicable federal, state, or local use, excise, sales taxes or similar fees whether charged to or against ESCO or Customer for the Services. Customer may utilize purchase orders for ease of administration and ordering purposes in implementation of this Agreement (to include: specific products or services, scope of work, quantities, price and delivery terms only), however, no pre-printed, additional, inconsistent or different terms contained or referenced in such purchase order shall have any force or effect, it being the intent of the parties that the terms of this Agreement shall apply.

C. ACCESS

Services provided under this Agreement will be performed during normal working hours (normal working hours shall mean 8:00 a.m. to 5:00 p.m., local time, Monday through Friday, excluding ESCO holidays) unless specifically stated otherwise in this Agreement. However, ESCO may have the need to access Customer facilities during non-normal working hours and on holidays in order to identify and troubleshoot energy savings issues. Therefore, Customer will provide and permit ESCO reasonable access to Customer's facility and equipment to the extent necessary for ESCO'S personnel to perform the Services. Customer shall also provide access to key personnel to discuss facility operating requirements. ESCO will use commercially reasonable efforts to minimize any disturbance with Customer's operations while providing the Services.

D. RELATIONSHIP

Customer and ESCO are independent contracting parties. Nothing in this Agreement shall be construed to make either party or any of its employees, the partner, joint venturer, agent, or legal representative of the other for any purpose whatsoever, nor grants either party any authority to assume or create any obligation on behalf of or in the name of the other party. As an independent contractor, the mode, manner, method and means employed by ESCO in the performance of the terms and conditions of this Agreement shall be of ESCO'S selection and under the sole control and direction of ESCO. Under the terms of this Agreement, neither Customer nor any company in which it owns a controlling interest shall be required to furnish ESCO or any of its employees with any benefits, including but not limited to severance benefits, unemployment compensation or worker's compensation.

E. INSURANCE

Customer and ESCO shall each maintain insurance coverage, including without limitation, Workers' Compensation and Employer's Liability at statutory limits, Automobile Liability covering all owned, hired and other non-owned vehicles, and Commercial General Liability covering public liability and property damage with limits generally required for its respective industry and operations with not less than $1,000,000 minimum coverage per occurrence. Such insurance shall be with reputable and financially responsible carriers authorized to transact business in the state in which the facility is located and the services are being performed with an A.M. Best's rating of at least A- VII.

F. LIMITATION OF LIABILITY

NEITHER PARTY SHALL BE LIABLE TO THE OTHER FOR ANY INDIRECT, INCIDENTAL, SPECIAL, PUNITIVE OR CONSEQUENTIAL DAMAGE OF ANY KIND, INCLUDING WITHOUT LIMITATION, LOSS OF REVENUE OR PROFIT REGARDLESS OF THE FORM OF ACTION OR THEORY OF RECOVERY, EVEN IF THE PARTY HAS BEEN ADVISED OF THE POSSIBILITY OF SUCH DAMAGES. THE TOTAL CUMULATIVE LIABILITY OF ESCO WITH RESPECT TO THIS AGREEMENT OR ANYTHING DONE IN

CONNECTION THEREWITH, SUCH AS THE USE OF ANY DELIVERABLE FURNISHED HEREUNDER SHALL NOT EXCEED THE PRICE PAID FOR THE SERVICE PERFORMED THAT GIVES RISE TO THE CLAIM ON WHICH SUCH LIABILITY IS BASED. CUSTOMER AGREES TO THE FOREGOING TO THE EXTENT PERMITTED BY THE CONSTITUTION AND LAWS OF THE STATE OF TENESSEE.

G. EXCUSABLE DELAY

Any delay or failure of either party to perform its obligations hereunder (with the exception of payment) shall be excused, and time to perform extended, and shall not be held liable if and to the extent that the delay or failure to perform is caused by an event or occurrence beyond the reasonable control of the party whose performance is interfered with, and without its fault or negligence and which by the exercise of due diligence, said party is unable to prevent.

H. SUCCESSORS

Neither this Agreement nor any rights arising hereunder may be assigned, pledged, transferred or hypothecated by ESCO without the consent of Customer; such consent cannot be unreasonably withheld. No Work performed pursuant to this Agreement may be subcontracted in whole or in part by ESCO without the prior written consent of Customer; such consent cannot be unreasonably withheld.

I. ENTIRE AGREEMENT

This Agreement sets forth the entire understanding between the parties and supersedes all prior oral or written understandings relating to the subject matter herein. This Agreement may not be altered or modified in any way except by written instrument signed by a duly authorized representative of each party.

J. SEVERABILITY

If any provision of this Agreement shall be held to be invalid, illegal, or unenforceable, the validity, legality and enforceability of the remaining provisions shall not be affected or impaired thereby.

K. GOVERNING LAW

This Agreement will be governed, interpreted and construed by, under and in accordance with the laws, statutes and decisions of the state in which the Services are to be performed, without regard to its choice of law provisions. Venue shall be in the federal, state or municipal courts serving the county in which the Services are performed.

SCHEDULE B: EXHIBIT A
PERFORMANCE ASSURANCE SUPPORT SERVICES

SECTION 1 – SERVICES DURING INITIAL TERM

ESCO shall provide the Performance Assurance Support Services (the "Services") defined below to Customer during the Initial Term as defined in Schedule B.

Contract Year 1

Training

Schneider Electric will provide 8 hours of On Site training. Customer will schedule training sessions at least 14 days in advance. Schneider Electric and Customer will work to schedule a mutually acceptable date for each visit. Customer will be responsible for providing access to the training location and paying for any fees associated with that location. The training location must include internet and Customer EMS access. Schneider Electric does not impose any restrictions on the number of Customer employees attending training sessions so long as the location will accommodate that number.

Remote System Monitoring & Reporting

Schneider Electric will remotely access your energy management system on a monthly basis. During each session, the system will be inspected, and variables will be compared to the contractual agreement. Additionally, Schneider Electric will inspect the system for other areas of malfunction or energy waste and report those findings for Customer review. All findings will be reported, and that report delivered to customer electronically. Schneider Electric will notify Customer if remote access is not available. Customer is responsible for restoring remote access and notifying Schneider Electric. Schneider Electric is not responsible for providing the planned service session if remote access is unavailable.

Measurement & Verification with Savings Reporting Portal

Schneider Electric will perform the measurement & verification as outlined in the M&V plan and will update the energy savings and performance portal as data is received. This website contains charts and graphs showing the energy savings by month and by meter for the project. Customer will be given web access to the Schneider Electric eSavings website for the contacts specified by Customer. Changes to that contact list can be made at any time. Data can only be updated on this website if utility bills and other necessary information are provided. If bills and other necessary information are not provided, Schneider Electric is not responsible for maintaining updated information in the energy savings and performance portal until the missing data is provided.

Remote Energy Management, Training & Technical Support

Schneider Electric will provide 30 hours of remote energy management support. This time can be used for any of the following activities including scheduling, system adjustment, on-demand remote energy management system training or technical support. All Remote Support is client initiated and it is the expectation of Schneider Electric that if a client does not remain on the phone for the duration of the time required to accomplish the task, the customer will accept the time, up to the limit of the hours already purchased and not used, that the Schneider Electric representative documents as used for that task. No credit will be given towards future years if all of the 30 hours are not used by the end of the project year. If all of the hours are exhausted at any time before the end of the year, additional hours can be purchased in 10 hour blocks which will remain available for use until the end of the next project year.

On-Site Visit

Schneider Electric will provide On-Site Energy Consulting consisting of 4 site visits per year. This service will include a site assessment to determine current conditions and identify areas of improvement. Each site visit will be documented in a report indicating the findings and outlining a plan for further improvement. Customer is responsible for providing access to all mechanical and electrical equipment and any supervision required by Customer. Site visits must be requested 14 days or more prior to the requested date. Schneider Electric and Customer will work to schedule a mutually acceptable date for each visit.

Contract Year 2

Remote System Monitoring & Reporting

Schneider Electric will remotely access your energy management system on a bi-monthly basis. During each session, the system will be inspected, and variables will be compared to the contractual agreement. Additionally, Schneider Electric will inspect the system for other areas of malfunction or energy waste and report those findings for Customer review. All findings will be reported, and that report delivered to customer electronically. Schneider Electric will notify Customer if remote access is not available. Customer is responsible for restoring remote access and notifying Schneider Electric. Schneider Electric is not responsible for providing the planned service session if remote access is unavailable.

Measurement & Verification with Savings Reporting Portal

Schneider Electric will perform the measurement & verification as outlined in the M&V plan and will update the energy savings and performance portal as data is received. This website contains charts and graphs showing the energy savings by month and by meter for the project. Customer will be given web access to the Schneider Electric eSavings website for the contacts specified by Customer. Changes to that contact list can be made at any time. Data can only be updated on this website if utility bills and other necessary information are provided. If bills and other necessary information are not provided, Schneider Electric is not responsible for maintaining updated information in the energy savings and performance portal until the missing data is provided.

Remote Energy Management, Training & Technical Support

Schneider Electric will provide 15 hours of remote energy management support. This time can be used for any of the following activities including scheduling, system adjustment, on-demand remote energy management system training or technical support. All Remote Support is client initiated and it is the expectation of Schneider Electric that if a client does not remain on the phone for the duration of the time required to accomplish the task, the customer will accept the time, up to the limit of the hours already purchased and not used, that the Schneider Electric representative documents as used for that task. No credit will be given towards future years if all of the 15 hours are not used by the end of the project year. If all of the hours are exhausted at any time before the end of the year, additional hours can be purchased in 10 hour blocks which will remain available for use until the end of the next project year.

On-Site Visit

Schneider Electric will provide On-Site Energy Consulting consisting of 2 site visits per year. This service will include a site assessment to determine current conditions and identify areas of improvement. Each site visit will be documented in a report indicating the findings and outlining a plan for further improvement. Customer is responsible for providing access to all mechanical and electrical equipment and any supervision required by Customer. Site visits must be requested 14 days or more prior to the requested date. Schneider Electric and Customer will work to schedule a mutually acceptable date for each visit.

SECTION 2 – SERVICES AFTER INITIAL TERM

After the end of Initial Term and each subsequent term thereafter, Customer may either (1) renew the same level of Service as set forth in the Initial Term or previous term, (2) change the Service level by selecting one or more of the options defined below, or (3) terminate this Agreement and the Savings Guarantee in accordance with the termination provisions contained herein. All prices will be calculated at the time of renewal.

Contract Years 3-20 Recommended Level of Services, as outlined below, not to exceed $30,078 adjusted annually by each year's Consumer Price Index, as stated in Schedule B under B. Service Scope and Payment.

Remote System Monitoring & Reporting

Schneider Electric will remotely access your energy management system on a bi-monthly basis. During each session, the system will be inspected, and variables will be compared to the contractual agreement. Additionally, Schneider Electric will inspect the system for other areas of malfunction or energy waste and report those findings for Customer review. All findings will be reported, and that report delivered to customer electronically. Schneider Electric will notify Customer if remote access is not available. Customer is responsible for restoring remote access and notifying Schneider Electric. Schneider Electric is not responsible for providing the planned service session if remote access is unavailable.

Measurement & Verification with Savings Reporting Portal

Schneider Electric will perform the measurement & verification as outlined in the M&V plan and will update the energy savings and performance portal as data is received. This website contains charts and graphs showing the energy savings by month and by meter for the project. Customer will be given web access to the Schneider Electric eSavings website for the contacts specified by Customer. Changes to that contact list can be made at any time. Data can only be updated on this website if utility bills and other necessary information are provided. If bills and other necessary information are not provided, Schneider Electric is not responsible for maintaining updated information in the energy savings and performance portal until the missing data is provided.

Remote Energy Management, Training & Technical Support

Schneider Electric will provide 15 hours of remote energy management support. This time can be used for any of the following activities including scheduling, system adjustment, on-demand remote energy management system training or technical support. All Remote Support is client initiated and it is the expectation of Schneider Electric that if a client does not remain on the phone for the duration of the time required to accomplish the task, the customer will accept the time, up to the limit of the hours already purchased and not used, that the Schneider Electric representative documents as used for that task. No credit will be given towards future years if all of the 15 hours are not used by the end of the project year. If all of the hours are exhausted at any time before the end of the year, additional hours can be purchased in 10 hour blocks which will remain available for use until the end of the next project year.

On-Site Visit

Schneider Electric will provide On-Site Energy Consulting consisting of 2 site visits per year. This service will include a site assessment to determine current conditions and identify areas of improvement. Each site visit will be documented in a report indicating the findings and outlining a plan for further improvement. Customer is responsible for providing access to all mechanical and electrical equipment and any supervision required by Customer. Site visits must be requested 14 days or more prior to the requested date. Schneider Electric and Customer will work to schedule a mutually acceptable date for each visit.

The available service options may be amended from time to time at the sole discretion of ESCO. Due to

technology changes, market changes, new energy conservation measure offerings, etc., it may be necessary to begin offering other services not listed above. Inversely, ESCO may need to remove some services offerings that may not align with the ongoing support needs to clients due to those previously stated changes or to the ESCO no longer being able to offer said services.

SCHEDULE C
PERFORMANCE GUARANTEE

The Performance Guarantee provided by ESCO will be as follows:

Year	Measured Savings	Non-Measured Savings	O&M Savings	VOIP Savings	Annual Guaranteed Savings	Cumulative Guaranteed Savings	Annual Projected Savings	Cumulative Projected Savings
1	$165,160	($6,775)	$32,528	$11,271	$202,184	$202,184	$228,603	$228,603
2	$170,114	($6,979)	$33,504	$11,609	$208,249	$410,433	$235,461	$464,064
3	$175,218	($7,188)	$34,509	$11,957	$214,497	$624,930	$242,525	$706,588
4	$180,474	($7,404)	$35,545	$12,316	$220,932	$845,861	$249,800	$956,389
5	$185,889	($7,626)	$36,611	$12,686	$227,560	$1,073,421	$257,294	$1,213,683
6	$191,465	($7,854)	$37,709	$13,066	$234,386	$1,307,807	$265,013	$1,478,696
7	$197,209	($8,090)	$38,841	$13,458	$241,418	$1,549,225	$272,964	$1,751,660
8	$203,126	($8,333)	$40,006	$13,862	$248,661	$1,797,886	$281,153	$2,032,812
9	$209,219	($8,583)	$41,206	$14,278	$256,120	$2,054,006	$289,587	$2,322,399
10	$215,496	($8,840)	$42,442	$14,706	$263,804	$2,317,810	$298,275	$2,620,674
11	$221,961	($9,105)	$43,715	$15,147	$271,718	$2,589,528	$307,223	$2,927,897
12	$228,620	($9,379)	$45,027	$15,602	$279,870	$2,869,398	$316,440	$3,244,337
13	$235,478	($9,660)	$46,378	$16,070	$288,266	$3,157,663	$325,933	$3,570,269
14	$242,543	($9,950)	$47,769	$16,552	$296,914	$3,454,577	$335,711	$3,905,980
15	$249,819	($10,248)	$49,202	$17,048	$305,821	$3,760,398	$345,782	$4,251,762
16	$257,313	($10,556)	$50,678	$17,560	$314,996	$4,075,394	$356,156	$4,607,918
17	$265,033	($10,872)	$52,198	$18,087	$324,446	$4,399,839	$366,840	$4,974,758
18	$272,984	($11,199)	$53,764	$18,629	$334,179	$4,734,018	$377,845	$5,352,604
19	$281,173	($11,534)	$55,377	$19,188	$344,204	$5,078,223	$389,181	$5,741,785
20	$289,608	($11,881)	$57,039	$19,764	$354,530	$5,432,753	$400,856	$6,142,641
Total	$4,437,902	($182,055)	$874,049	$302,856	$5,432,753	$5,432,753	$6,142,641	$6,142,641

NOTWITHSTANDING ANYTHING TO THE CONTRARY CONTAINED HEREIN, OR IN ANY CONTRACT DOCUMENT, IN THE EVENT THAT THE PERFORMANCE ASSURANCE SUPPORT SERVICES AGREEMENT IS CANCELED OR TERMINATED BY CUSTOMER FOR ANY REASON, THE PERFORMANCE GUARANTEE SET FORTH IN THIS SCHEDULE C SHALL BE DEEMED TO HAVE BEEN MET AND FULFILLED AS OF THE EFFECTIVE TERMINATION DATE OF THE PERFORMANCE ASSURANCE SUPPORT SERVICES AGREEMENT AND ESCO SHALL HAVE NO FURTHER OBLIGATIONS OR LIABILITIES ASSOCIATED WITH SUCH PERFORMANCE GUARANTEE.

The procedure used to calculate savings is described in Schedule D.

GUARANTEED SAVINGS RECONCILIATION

Customer, if required, will send ESCO all necessary utility or energy data as set forth in Schedule E herein. Within sixty (60) days of receipt of such information for the previous Guarantee Year, ESCO will determine the Actual Savings for such Guarantee Year hereafter defined as "Guaranteed Savings Reconciliation".

In the event the Actual Savings for the corresponding twelve (12) months are less than the Annual Savings Guarantee, ESCO will pay Customer the difference between the Annual Savings Guarantee and the Actual Savings for the corresponding twelve (12) months ("Savings Shortfall"). ESCO will make payments for any Savings Shortfall to Customer within thirty (30) days of that year's Guaranteed Savings Reconciliation. In the event of Excess Savings, such Excess Savings shall be used to offset any Shortfall Payment owed by ESCO.

If ESCO has written a savings shortfall check to Customer, and later Actual Savings exceed the Performance Guarantee to date, Customer will reimburse ESCO up to the amount of ESCO'S shortfall check(s), to the extent that the shortfall is made up by Excess Savings.

SCHEDULE D
MEASUREMENT & VERIFICATION PLAN

PROJECTED ANNUAL SAVINGS

The Performance Guarantee as established in Schedule C shall consist of savings from multiple scopes of work. The projected savings from each scope of work is presented in the table below.

Facility	Annual Projected Savings		
	Consumption	Demand	Units
Admin Annex Electric	14,528	-	kWh,kW
Admin Annex Water/Wastewater	3	-	kgal
Admin Electric	21,307	-	kWh,kW
Admin Natural Gas	(129)	-	CCF
Admin Water/Wastewater	40	-	kgal
Baileyton ES Electric	98,652	77	kWh,kW
Baileyton ES Water/Wastewater	296	-	kgal
Bus Garage Electric	5,443	-	kWh,kW
Bus Garage Natural Gas	(51)	-	CCF
Bus Garage Water/Wastewater	12	-	kgal
Camp Creek ES Electric	96,193	86	kWh,kW
Camp Creek ES Water/Wastewater	119	-	kgal
CDHS Electric	51,104	133	kWh,kW
CDHS Natural Gas	(3,396)	-	CCF
CDHS Water/Wastewater	88	-	kgal
CDMS Electric	108,598	308	kWh,kW
CDMS Natural Gas	968	-	CCF
CDMS Water/Wastewater	94	-	kgal
Chuckey ES Electric	115,056	464	kWh,kW
Chuckey ES Propane	(1,315)	-	gal
Chuckey ES Water/Wastewater	377	-	kgal
Doak ES Electric	165,836	621	kWh,kW
Doak ES Natural Gas	(1,382)	-	CCF
Doak ES Water/Wastewater	340	-	kgal
Glenwood ES Electric	84,278	39	kWh,kW
Glenwood ES Water/Wastewater	54	-	kgal
McDonald ES Electric	89,951	31	kWh,kW
McDonald ES Water/Wastewater	347	-	kgal
Mosheim Electric	329,063	1,201	kWh,kW
Mosheim Propane	(6,056)	-	gal
Mosheim Water/Wastewater	827	-	kgal
Nolachuckey ES Electric	130,456	558	kWh,kW
Nolachuckey ES Propane	(1,407)	-	gal
Nolachuckey ES Water/Wastewater	483	-	kgal
North Greene HS Electric	26,102	(47)	kWh,kW
North Greene HS Water/Wastewater	192	-	kgal
North Greene MS Electric	105,688	60	kWh,kW
North Greene MS Water/Wastewater	104	-	kgal
South Greene HS Electric	35,004	(96)	kWh,kW
South Greene HS Propane	433	-	gal
South Greene HS Water/Wastewater	269	-	kgal
South Greene MS Electric	91,202	65	kWh,kW
South Greene MS Water/Wastewater	329	-	kgal
West Greene HS Electric	48,968	(70)	kWh,kW
West Greene HS Propane	(45)	-	gal
West Greene HS Water/Wastewater	319	-	kgal

The projected savings in the table above are provided for reference only and are not intended to construe a savings guarantee by meter, facility, or energy unit. The savings guarantee is fully defined in Schedule

C.

ENERGY, WATER, AND OPERATIONS & MAINTENANCE (O&M) RATE DATA

The cost of energy in any period will be determined by applying the rates as defined below ("Baseline Energy Rates") with an annual escalation rate of 3%,or the actual energy rates during the period, at the discretion of ESCO, to the energy used in a given period for each fuel type.

Utility Company:	Greeneville Light & Power		
Rate Schedule:	GSA2		
Component	Charge	Unit	Description
Access Charge	$30.93	per billing cycle	Applies each billing cycle
Summer 0-15,000 kWh Energy Charge	$0.09307	per kWh	Applies to first 15,000 kWh in July, August, September, and October
Summer >15,000 kWh Energy Charge	$0.04746	per kWh	Applies to kWh over 15,000 in July, August, September, and October
Winter 0-15,000 kWh Energy Charge	$0.08991	per kWh	Applies to first 15,000 kWh in January, February, March, and April
Winter >15,000 kWh Energy Charge	$0.04452	per kWh	Applies to kWh over 15,000 in January, February, March, and April
Shoulder 0-15,000 kWh Energy Charge	$0.08763	per kWh	Applies to first 15,000 kWh in May and June
Shoulder >15,000 kWh Energy Charge	$0.04303	per kWh	Applies to all kWh over 15,000 in May and June
Summer Demand Charge	$13.70000	per kW	Applies to kW over 50 in July, August, September, and October
Non-Summer Demand Charge	$12.73000	per kW	Applies to kW over 50 in November -June
Equipment Rental	$10.00000	per billing cycle	Applies each billing cycle
Device FCA	$12.12000	per billing cycle	Applies each billing cycle
FCA 0-15,000 kWh Energy Charge	$0.01845	per kWh	Applies to first 15,000 kWh
FCA >15,000 kWh Energy Charge	$0.01894	per kWh	Applies to all kWh over 15,000

COMMON ECM ASSUMPTIONS

WEATHER DATA SOURCE

Data for weather compensation adjustments will be actual climate data obtained from the National Weather Service Station at Bristol Tri City Airport (TRI). In the event the specified weather station is de-activated, weather data will be collected from the nearest weather station with suitable observations. If the data source becomes unavailable or a superior source is identified, ESCO may select an alternative data source with Customer's approval.

ANNUAL CALENDAR OF EVENTS

Provided below is a table summarizing the annual calendar of events that will be used as a basis in calculations, unless otherwise specified. In the event that there are any changes or deviations to this annual calendar, an appropriate adjustment will be made in accordance with the "Adjustment Schedule" set forth in Schedule E. Note that this calendar reflects a typical school calendar where instruction occurs in the classroom.

Date(s)	Event
August 5	First Day of School
September 7	Labor Day Holiday
November 11	Veterans' Day Holiday

Date(s)	Event
January 18	MLK Holiday
March 22-26	Spring Break Holiday
May 27	Last Day of School

November 23-27	Thanksgiving Holiday
December 21 - January 1	Christmas Holiday

May 31	Memorial Day

BUILDING OCCUPANCY SCHEDULES

Provided below is a table summarizing the building occupancy schedules used within the calculations, unless otherwise specified. In the event that there are any changes or deviations to this occupancy schedule, an appropriate adjustment will be made in accordance with the Adjustment Schedule set forth in Schedule E. Note that this schedule reflects a typical school schedule where instruction occurs in the classroom.

Facility	Day Type	Daily Schedule
All	Weekday	6 AM - 4 PM
All	Weekend	Unoccupied
All	Summer/Holiday	Unoccupied

STANDARDS OF SERVICE AND COMFORT

Provided below is a table summarizing the temperature setpoints used within the calculations, unless otherwise specified. Customer agrees to operate the conditioned spaces in the facilities within the temperature ranges scheduled in the table below. In the event that there are any changes or deviations to these standards of service and comfort, an appropriate adjustment will be made in accordance with the Adjustment Schedule set forth in Schedule E.

	Heating	Cooling
Occupied	69°F +/- 2°F	74°F +/- 2°F
Unoccupied	55°F	85°F

MEASUREMENT & VERIFICATION DETAILS

OPTION A – LIGHTING EFFICIENCY

A. **Overview of M&V Plan, and Savings Calculation**
B. **Energy Savings Calculations**
C. **Key Parameter Measurement Strategy**
D. **Parameter Estimates**
E. **Cost Savings Calculations**

A. Overview of M&V Plan, and Savings Calculation

Savings in this section are determined by using an "Option A: Retrofit Isolation – Key Parameter Measurement" approach as described in the International Performance Measurement & Verification Protocol (IPMVP Volume I, EVO 10000-1:2012). The remainder of this section describes the energy savings calculations, key parameter measurements that will be conducted, parameters that will be estimated and those values, and how cost savings will be calculated. The energy and cost savings that are determined using this approach will be the annual savings values used for each year of the Performance Period.

B. Energy Savings Calculations

Provided within this section is an explanation of the calculations that will be used to perform energy savings calculations for this verification method.

<u>Equations and Analysis of Energy Savings</u>

Savings are calculated as the difference in energy usage from the baseline conditions, and the Performance Period conditions.

For energy demand, the demand savings will be determined for each fixture and summed for all fixtures that will be retrofitted using the following formula:

Equation 1 – Energy Demand Savings

$$D_{save} = \sum_{i=1}^{n} \left[\left(E_{Pre} \times F_{Pre} - E_{Post} \times F_{Post} \right) \times M \right]_i$$

Where,

D_{save} = Demand savings
n = Number of fixtures
E_{Pre} =Power usage of the baseline lighting conditions
E_{Post} =Power usage of the Performance Period lighting conditions
F_{Pre} = Demand diversity factor of the baseline lighting conditions
F_{Post} = Demand diversity factor of the Performance Period lighting conditions
M = Equivalent months of annual demand savings

For energy consumption, the energy savings will be determined for each fixture and summed for all fixtures that will be retrofitted using the following formula:

Equation 2 – Energy Consumption Savings

$$E_{save} = \sum_{i=1}^{n} \left[E_{Pre} \times H_{Pre} - E_{Post} \times H_{Post} \right]_i$$

Where,

E_{save} = Energy savings
H_{Pre} = Baseline burn hours
H_{Post} = Performance Period burn hours

The energy usage of both the baseline and Performance Period lighting conditions are calculated utilizing the same equations. The measured parameters collected during the pre-implementation period will be used to compute the baseline fixture power use. The measured parameters collected during the post-implementation period will be used to compute the Performance Period fixture power use. The equations for a single fixture for both the baseline and Performance Period are shown below using the baseline calculations as an example.

Equation 3 – Total Fixture Power Use

$$E_{Pre} = E_{Fixt,Pre} + E_{hvac}$$

Where,

$E_{Fixt,Pre}$ = Pre-implementation direct power usage of light fixture
E_{hvac} = Indirect hvac power usage associated with the light fixture

Equation 4 – Fixture Lighting Power Use

$$E_{Fixt,Pre} = (P \times (1 - B))_{Pre} \times Q$$

Where,

P = Pre-implementation power draw of light fixture
Q = Quantity of associated light fixture
B = Burnout rate of associated light fixture

Equation 5 – HVAC System Power Use

$$E_{Cool} = E_{Fixt,Pre} \times HF$$

Where,

HF = HVAC Efficiency Conversion Factor

C. Key Parameter Measurement Strategy

This section outlines the measurements that will be conducted to determine the measured values in the equations provided above in Paragraph B. For this lighting project, the key parameters that will be measured are the power consumption of each fixture type and the burn hours for each occupancy type. Measurement and documentation strategies for each project phase are outlined below.

<u>Pre-Implementation Measurements and Documentation</u>

Power measurements will be taken on a sample set of baseline fixture types to determine the average power use for that fixture type. The minimum sample sizes and precision of results are different depending on the number of fixtures included in the project. The most common fixtures will have a high degree of certainty in the results, while the least common fixtures will have greater uncertainty in order to ensure measurement costs are commensurate with performance risk. Three different classes of measurement requirements are included:

1. Fixture types with less than 20 total fixtures will not be measured. The power shown in the table below will be used in all calculations.
2. Fixture types with 20 – 100 total fixtures will have at least 4 measurements taken. Measurements will continue to be taken until the 90% confidence interval for the true population mean spans no

more than 10% above and below the mean of the sample.

3. Fixture types with more than 100 total fixtures will have at least 10 measurements taken. Measurements will continue to be taken until the 95% confidence interval for the true population mean spans no more than 5% above and below the mean of the sample.

The mean of a sample set will be treated as the power consumption for that fixture type for all savings calculations. The table below lists each fixture type to be measured, the estimated power of that fixture type, the total quantity of that fixture type, and the minimum amount to be measured prior to removing the fixtures to implement the retrofit. As stated above, more measurements may be needed if the sampled fixtures have too much variance.

Fixture Code	Estimated Power (W)	Total Fixtures	Minimum Sample
Compact Fluorescent, Screw-in, (1) 13W lamp with Electronic ballast	13	8	0
Compact Fluorescent, twin, (2) 13W lamp with Mag-STD ballast	31	3	0
EXIT Incandescent, (2) 20W lamp	40	2	0
Fluorescent, (1) 24", T-8 lamp, Instant Start Electronic Ballast, NLO (BF: .85-.95)	20	1	0
Fluorescent, (1) 48", T-8 lamp, Instant Start Electronic Ballast, NLO (BF: .85-.95)	31	8	0
Fluorescent, (2) 24" , T12 lamp with Mag-STD ballast	56	1	0
Fluorescent, (2) 24", T-8 Instant Start lamp, Energy Saving Magnetic Ballast with Mag-ES ballast	45	2	0
Fluorescent, (2) 48", STD HO T5 lamp HLO (BF: .96-1.2) with Electronic ballast	118	2	0
Fluorescent, (2) 48", STD lamp with Mag-STD ballast	94	3	0
Fluorescent, (2) 48", T-8 lamp, Instant Start Electronic Ballast, NLO (BF: .85-.95)	59	212	10
Fluorescent, (2) 96", ES lamp with Mag-STD ballast	138	2	0
Fluorescent, (2) 96", T-8 lamp, Instant Start Electronic Ballast, NLO (BF: .85-.95)	109	13	0
Fluorescent, (3) 48", T-8 lamp, Instant Start Electronic Ballast, NLO (BF: .85-.95)	89	206	10
Fluorescent, (4) 48", T-8 lamp, Instant Start Electronic Ballast, NLO (BF: .85-.95)	112	166	10
Halogen Incandescent, (1) 90W lamp	90	1	0
Halogen Incandescent, (2) 90W lamp	180	1	0
High Pressure Sodium, (1) 50W lamp with CWA ballast	66	1	0
Incandescent, (1) 60W lamp	60	3	0
LED-L9-1	9	1	0
Mercury Vapor, (1) 175W lamp with CWA ballast	205	1	0
Metal Halide, (1) 100W lamp with CWA ballast	128	1	0
Metal Halide, (1) 150W lamp with CWA ballast	190	1	0
Metal Halide, (1) 175W lamp with CWA ballast	215	11	0
Metal Halide, (1) 400W lamp with CWA ballast	458	20	4
Metal Halide, (1) 70W lamp with CWA ballast	95	22	4
U-Tube Fluorescent FU31T8/6 with	59	3	0

(2) 32W lamps per fixture			

Post-Implementation Measurements and Documentation

Power measurements will be taken on a sample set of Performance Period fixture types to determine the average power use for that fixture type. The minimum sample sizes and precision of results are different depending on the number of fixtures included in the project. The most common fixtures will have a high degree of certainty in the results, while the least common fixtures will have greater uncertainty in order to ensure measurement costs are commensurate with performance risk. Three different classes of measurement requirements are included:

1. Fixture types with less than 20 total fixtures will not be measured. The power shown in the table below will be used in all calculations.
2. Fixture types with 20 – 100 total fixtures will have at least 4 measurements taken. Measurements will continue to be taken until the 90% confidence interval for the true population mean spans no more than 10% above and below the mean of the sample.
3. Fixture types with more than 100 total fixtures will have at least 10 measurements taken. Measurements will continue to be taken until the 95% confidence interval for the true population mean spans no more than 5% above and below the mean of the sample.

The mean of each sample set will be treated as the power consumption for that fixture type for all savings calculations. The preferred locations for measurements for the new retrofit types will be locations where some previous measurement was taken. The number of post-retrofit samples measured is independent from the number of pre-retrofit samples taken. These measurements are taken to determine the average power use of each fixture type, not the reduction of power use in any specific locations. All measurements will be taken using the same equipment and will be calibrated. The table below lists each fixture type to be measured, the estimated power of that fixture type, the total quantity of that fixture type, and the minimum amount to be measured during the post-implementation period.

Fixture Code	Estimated Power (W)	Total Fixtures	Minimum Sample
1 15W LED 4ft Linear Lamp Kit	15	8	0
1 17W PAR38 LED	17	1	0
15 watt LED Small Flood fixture	15	1	0
1L 8W LED 2ft Linear Kit	8	1	0
2 15W LED 4ft Linear Lamps	30	365	10
2 17W PAR38 LED HB	34	1	0
2 8W LED 2ft Linear	16	1	0
2 8W LED 2ft Linear Retrofit Kits	16	5	0
2 8W LED 4 Pin Horizontal Retrofit	16	3	0
2 Lamp 15W	30	3	0
28W LED Wall Pack	28	32	4
2L 2ft Strip w/ 2 8W LED 2ft Linear Retrofits	8	1	0
2L Strip w/ 2 15W LED 4ft Linear Retrofit Kits	30	3	0
2x4 Lens .118	0	10	0
36W LED Flat Troffer	36	218	10
4 15W LED 4ft Linear 8ft Strip Retrofit Kits in High Bay Area	60	15	0
60W LED Trunnion Mount Flood	60	1	0
90W LED Trunnion Flood	90	1	0
92W LED High Bay	92	20	4
9W LED A-Lamp	8.5	13	0
Canopy 28W LED	28	1	0
Exit Emergency Combo	4	2	0

Performance Period Measurements and Documentation

No additional measurements will be taken during the Performance Period of this M&V strategy.

D. Parameter Estimate

Of the parameters identified under the equations for energy savings in Section B, several of the parameters are estimates, and will not be measured during any period of the project. Of the variables identified, the parameters that will be estimated for this particular ECM and M&V strategy include: burn hours, demand diversity factors, burnout rates, heating efficiency conversion factors, and cooling efficiency conversion factors. This information is provided for each grouping of fixtures in the table below. Common information that applies to all fixtures groups is included below:

Fixtures	Demand Diversity	Burnout Percentage	HVAC Efficiency Conversion Factor (kWh/kWh)
Admin Annex Maintenance Interior	0%	5%	0.069864
Admin/Admin Annex Technology Interior	0%	5%	0.139727
Admin/Admin Annex Exterior	0%	5%	0.000000
Baileyton Interior	0%	0%	-0.221020
Chuckey Doak Middle School Interior	0%	0%	-0.066697
South Greene Middle Interior	0%	0%	-0.230728
South Greene Middle Exterior	0%	0%	0.000000
McDonald Elementary Addition Interior	46%	0%	-0.276511
McDonald Elementary Gym Interior	30%	0%	-0.276511
McDonald Elementary Kitchen Interior	0%	0%	-0.276511

Facility	Area	Room	Pre-Fixture	Pre-Qty	Pre-Hours	Post-Fixture	Post-Qty	Post-Hours
Baileyton	Annex	Back hall	Fluorescent, (2) 48", T-8 lamp, Instant Start Electronic Ballast, NLO (BF: .85-.95)	1	726	2 15W LED 4ft Linear Lamps	1	726
Baileyton	Annex	Backpack	Fluorescent, (4) 48", T-8 lamp, Instant Start Electronic Ballast, NLO (BF: .85-.95)	1	726	2 15W LED 4ft Linear Lamps	1	726
Baileyton	Annex	Class 1	Fluorescent, (4) 48", T-8 lamp, Instant Start Electronic Ballast, NLO (BF: .85-.95)	13	600	36W LED Flat Troffer	13	600
Baileyton	Annex	Class 2	Fluorescent, (4) 48", T-8 lamp, Instant Start Electronic Ballast, NLO (BF: .85-.95)	8	600	36W LED Flat Troffer	8	600
Baileyton	Annex	Closet	Fluorescent, (4) 48", T-8 lamp, Instant Start Electronic Ballast, NLO (BF: .85-.95)	3	189	2 15W LED 4ft Linear Lamps	3	189
Baileyton	Annex	Kitchen	Fluorescent, (4) 48", T-8 lamp, Instant Start Electronic Ballast, NLO (BF: .85-.95)	1	726	2 15W LED 4ft Linear Lamps	1	726
Baileyton	Annex	RR	Compact Fluorescent, twin, (2) 13W lamp with Mag-STD ballast	1	726	2 8W LED 4 Pin Horizontal Retrofit	1	726
Baileyton	Annex	RR	LED-L9-1	1	726	9W LED A-Lamp	1	726
Baileyton	Annex	Storage	Fluorescent, (4) 48", T-8 lamp, Instant Start Electronic Ballast, NLO (BF: .85-.95)	1	189	2 15W LED 4ft Linear Lamps	1	189
Baileyton	Annex	Toys	Fluorescent, (4) 48", T-8 lamp, Instant Start Electronic Ballast, NLO (BF: .85-.95)	1	726	2 15W LED 4ft Linear Lamps	1	726

Central Office Complex	Admin building	Academic coaches	Fluorescent, (3) 48", T-8 lamp, Instant Start Electronic Ballast, NLO (BF: .85-.95)	4	1888	2 15W LED 4ft Linear Lamps	4	1888
Central Office Complex	Admin building	Back storage	Fluorescent, (1) 48", T-8 lamp, Instant Start Electronic Ballast, NLO (BF: .85-.95)	7	566	1 15W LED 4ft Linear Lamp Kit	7	566
Central Office Complex	Admin building	Barnett	Fluorescent, (3) 48", T-8 lamp, Instant Start Electronic Ballast, NLO (BF: .85-.95)	2	1888	2 15W LED 4ft Linear Lamps	2	1888
Central Office Complex	Admin building	Boardroom	Fluorescent, (2) 48", T-8 lamp, Instant Start Electronic Ballast, NLO (BF: .85-.95)	24	944	36W LED Flat Troffer	24	944
Central Office Complex	Admin building	Boardroom hall	Fluorescent, (2) 48", T-8 lamp, Instant Start Electronic Ballast, NLO (BF: .85-.95)	4	1888	2 15W LED 4ft Linear Lamps	4	1888
Central Office Complex	Admin building	Bowman	Fluorescent, (3) 48", T-8 lamp, Instant Start Electronic Ballast, NLO (BF: .85-.95)	2	1888	2 15W LED 4ft Linear Lamps	2	1888
Central Office Complex	Admin building	Break room	Fluorescent, (2) 48", T-8 lamp, Instant Start Electronic Ballast, NLO (BF: .85-.95)	6	1888	2 15W LED 4ft Linear Lamps	6	1888
Central Office Complex	Admin building	Buchanan	Fluorescent, (3) 48", T-8 lamp, Instant Start Electronic Ballast, NLO (BF: .85-.95)	2	1888	2 15W LED 4ft Linear Lamps	2	1888
Central Office Complex	Admin building	Bullen	Fluorescent, (3) 48", T-8 lamp, Instant Start Electronic Ballast, NLO (BF: .85-.95)	2	1888	2 15W LED 4ft Linear Lamps	2	1888
Central Office Complex	Admin building	Classroom	Fluorescent, (3) 48", T-8 lamp, Instant Start Electronic Ballast, NLO (BF: .85-.95)	4	566	2 15W LED 4ft Linear Lamps	4	566
Central Office Complex	Admin building	Closet	Fluorescent, (2) 48", T-8 lamp, Instant Start Electronic Ballast, NLO (BF: .85-.95)	1	566	2 15W LED 4ft Linear Lamps	1	566
Central Office Complex	Admin building	Coles	Fluorescent, (3) 48", T-8 lamp, Instant Start Electronic Ballast, NLO (BF: .85-.95)	2	1888	2 15W LED 4ft Linear Lamps	2	1888
Central Office Complex	Admin building	Conference	Fluorescent, (3) 48", T-8 lamp, Instant Start Electronic Ballast, NLO (BF: .85-.95)	6	1888	2 15W LED 4ft Linear Lamps	6	1888
Central Office Complex	Admin building	Copier	Fluorescent, (2) 48", T-8 lamp, Instant Start Electronic Ballast, NLO (BF: .85-.95)	4	1888	2 15W LED 4ft Linear Lamps	4	1888
Central Office Complex	Admin building	Darnell	Fluorescent, (3) 48", T-8 lamp, Instant Start Electronic Ballast, NLO (BF: .85-.95)	2	1888	2 15W LED 4ft Linear Lamps	2	1888
Central Office Complex	Admin building	Duncan	Fluorescent, (2) 48", T-8 lamp, Instant Start Electronic Ballast, NLO (BF: .85-.95)	4	1888	2 15W LED 4ft Linear Lamps	4	1888
Central Office Complex	Admin building	File	Fluorescent, (3) 48", T-8 lamp, Instant Start Electronic Ballast, NLO (BF: .85-.95)	2	566	2 15W LED 4ft Linear Lamps	2	566
Central Office Complex	Admin building	Food servic	Fluorescent, (2) 48", T-8 lamp, Instant Start Electronic Ballast, NLO (BF: .85-.95)	2	1888	2 15W LED 4ft Linear Lamps	2	1888
Central Office Complex	Admin building	Herman	Fluorescent, (3) 48", T-8 lamp, Instant Start Electronic Ballast, NLO (BF: .85-.95)	2	1888	2 15W LED 4ft Linear Lamps	2	1888
Central Office Complex	Admin building	Johnson	Fluorescent, (2) 48", T-8 lamp, Instant Start Electronic Ballast, NLO (BF: .85-.95)	2	1888	2 15W LED 4ft Linear Lamps	2	1888
Central Office Complex	Admin building	Kenyon	Fluorescent, (2) 48", T-8 lamp, Instant Start Electronic Ballast, NLO (BF: .85-.95)	2	1888	2 15W LED 4ft Linear Lamps	2	1888
Central Office Complex	Admin building	Main halls	Fluorescent, (2) 48", T-8 lamp, Instant Start Electronic Ballast, NLO (BF: .85-.95)	35	1888	2 15W LED 4ft Linear Lamps	35	1888
Central Office Complex	Admin building	Malone	Fluorescent, (2) 48", T-8 lamp, Instant Start Electronic Ballast, NLO (BF: .85-.95)	4	1888	2 15W LED 4ft Linear Lamps	4	1888
Central Office Complex	Admin building	Mclain	Fluorescent, (3) 48", T-8 lamp, Instant Start Electronic Ballast, NLO (BF: .85-.95)	6	1888	2 15W LED 4ft Linear Lamps	6	1888
Central Office Complex	Admin building	Men	Fluorescent, (2) 24", T-8 Instant Start lamp, Energy Saving Magnetic Ballast with Mag-ES ballast	1	1888	2 8W LED 2ft Linear	1	1888

Central Office Complex	Admin building	Men	Fluorescent, (2) 48", T-8 lamp, Instant Start Electronic Ballast, NLO (BF: .85-.95)	1	1888	2 15W LED 4ft Linear Lamps	1	1888
Central Office Complex	Admin building	Mens	Fluorescent, (2) 48", T-8 lamp, Instant Start Electronic Ballast, NLO (BF: .85-.95)	1	1888	2 15W LED 4ft Linear Lamps	1	1888
Central Office Complex	Admin building	Myers	Fluorescent, (3) 48", T-8 lamp, Instant Start Electronic Ballast, NLO (BF: .85-.95)	2	1888	2 15W LED 4ft Linear Lamps	2	1888
Central Office Complex	Admin building	Pruitt	Fluorescent, (3) 48", T-8 lamp, Instant Start Electronic Ballast, NLO (BF: .85-.95)	4	1888	2 15W LED 4ft Linear Lamps	4	1888
Central Office Complex	Admin building	Ripley office	Fluorescent, (2) 48", T-8 lamp, Instant Start Electronic Ballast, NLO (BF: .85-.95)	4	1888	2 15W LED 4ft Linear Lamps	4	1888
Central Office Complex	Admin building	Server	Fluorescent, (2) 48", T-8 lamp, Instant Start Electronic Ballast, NLO (BF: .85-.95)	1	566	2 15W LED 4ft Linear Lamps	1	566
Central Office Complex	Admin building	Smith	Fluorescent, (2) 48", T-8 lamp, Instant Start Electronic Ballast, NLO (BF: .85-.95)	2	1888	2 15W LED 4ft Linear Lamps	2	1888
Central Office Complex	Admin building	Trenda bemey	Fluorescent, (2) 48", T-8 lamp, Instant Start Electronic Ballast, NLO (BF: .85-.95)	7	1888	2 15W LED 4ft Linear Lamps	7	1888
Central Office Complex	Admin building	Wallin	Fluorescent, (3) 48", T-8 lamp, Instant Start Electronic Ballast, NLO (BF: .85-.95)	2	1888	2 15W LED 4ft Linear Lamps	2	1888
Central Office Complex	Admin building	Womens	Fluorescent, (1) 48", T-8 lamp, Instant Start Electronic Ballast, NLO (BF: .85-.95)	1	1888	1 15W LED 4ft Linear Lamp Kit	1	1888
Central Office Complex	Admin building	Womens	Fluorescent, (2) 48", T-8 lamp, Instant Start Electronic Ballast, NLO (BF: .85-.95)	1	1888	2 15W LED 4ft Linear Lamps	1	1888
Central Office Complex	Admin building	Womens	Fluorescent, (2) 48", T-8 lamp, Instant Start Electronic Ballast, NLO (BF: .85-.95)	1	1888	2 15W LED 4ft Linear Lamps	1	1888
Central Office Complex	Admin building	Wright	Fluorescent, (3) 48", T-8 lamp, Instant Start Electronic Ballast, NLO (BF: .85-.95)	2	1888	2 15W LED 4ft Linear Lamps	2	1888
Central Office Complex	Egress	Bus garage exit	EXIT Incandescent, (2) 20W lamp	2	8267	Exit Emergency Combo	2	8267
Central Office Complex	Exterior admin	Flood	Metal Halide, (1) 100W lamp with CWA ballast	1	4100	15 watt LED Small Flood fixture	1	4100
Central Office Complex	Exterior admin	Wallpack	Metal Halide, (1) 175W lamp with CWA ballast	3	4100	28W LED Wall Pack	3	4100
Central Office Complex	Exterior admin	Walpacks	Metal Halide, (1) 70W lamp with CWA ballast	17	4100	28W LED Wall Pack	17	4100
Central Office Complex	Maintenance	Battery	Fluorescent, (2) 48", T-8 lamp, Instant Start Electronic Ballast, NLO (BF: .85-.95)	2	714	2 15W LED 4ft Linear Lamps	2	714
Central Office Complex	Maintenance	Bus office	Fluorescent, (2) 48", T-8 lamp, Instant Start Electronic Ballast, NLO (BF: .85-.95)	3	2737	2 15W LED 4ft Linear Lamps	3	2737
Central Office Complex	Maintenance	Bus office 2	Fluorescent, (2) 48", T-8 lamp, Instant Start Electronic Ballast, NLO (BF: .85-.95)	3	714	2L Strip w/ 2 15W LED 4ft Linear Retrofit Kits	3	714
Central Office Complex	Maintenance	Bus route office	Fluorescent, (4) 48", T-8 lamp, Instant Start Electronic Ballast, NLO (BF: .85-.95)	3	2737	2 15W LED 4ft Linear Lamps	3	2737
Central Office Complex	Maintenance	Bus shop RR	Fluorescent, (2) 48", STD HO T5 lamp HLO (BF: .96-1.2) with Electronic ballast	2	714	2 15W LED 4ft Linear Lamps	2	714
Central Office Complex	Maintenance	Front office	Fluorescent, (4) 48", T-8 lamp, Instant Start Electronic Ballast, NLO (BF: .85-.95)	3	2737	2 15W LED 4ft Linear Lamps	3	2737
Central Office Complex	Maintenance	Office	Fluorescent, (2) 48", T-8 lamp, Instant Start Electronic Ballast, NLO (BF: .85-.95)	2	2737	2 15W LED 4ft Linear Lamps	2	2737
Central Office Complex	Maintenance	Parts	Fluorescent, (2) 96", T-8 lamp, Instant Start Electronic Ballast, NLO (BF: .85-.95)	6	2737	4 15W LED 4ft Linear 8ft Strip Retrofit Kits in High Bay Area	6	2737

Central Office Complex	Maintenance	Server	Fluorescent, (2) 48", T-8 lamp, Instant Start Electronic Ballast, NLO (BF: .85-.95)	2	714	2 15W LED 4ft Linear Lamps	2	714
Central Office Complex	Maintenance	Shop break room	Fluorescent, (2) 48", T-8 lamp, Instant Start Electronic Ballast, NLO (BF: .85-.95)	6	2737	2 15W LED 4ft Linear Lamps	6	2737
Central Office Complex	Maintenance	Shop reception	Fluorescent, (2) 96", T-8 lamp, Instant Start Electronic Ballast, NLO (BF: .85-.95)	1	2737	4 15W LED 4ft Linear 8ft Strip Retrofit Kits in High Bay Area	1	2737
Central Office Complex	Maintenance	Shop tool	Fluorescent, (2) 48", T-8 lamp, Instant Start Electronic Ballast, NLO (BF: .85-.95)	1	2737	2 15W LED 4ft Linear Lamps	1	2737
Central Office Complex	Maintenance	Storage 1	Fluorescent, (2) 48", T-8 lamp, Instant Start Electronic Ballast, NLO (BF: .85-.95)	1	714	2 15W LED 4ft Linear Lamps	1	714
Central Office Complex	Maintenance	Storage 1	Fluorescent, (2) 96", ES lamp with Mag-STD ballast	2	714	4 15W LED 4ft Linear 8ft Strip Retrofit Kits in High Bay Area	2	714
Central Office Complex	Maintenance	Storage 1	Fluorescent, (2) 96", T-8 lamp, Instant Start Electronic Ballast, NLO (BF: .85-.95)	6	714	4 15W LED 4ft Linear 8ft Strip Retrofit Kits in High Bay Area	6	714
Central Office Complex	Maintenance	Storage 1 mens	Fluorescent, (2) 24" , T12 lamp with Mag-STD ballast	1	714	2 8W LED 2ft Linear Retrofit Kits	1	714
Central Office Complex	Maintenance	Storage 1 mens	Fluorescent, (2) 24", T-8 Instant Start lamp, Energy Saving Magnetic Ballast with Mag-ES ballast	1	714	2 8W LED 2ft Linear Retrofit Kits	1	714
Central Office Complex	Maintenance	Storage 1 womens	Fluorescent, (1) 24", T-8 lamp, Instant Start Electronic Ballast, NLO (BF: .85-.95)	1	714	1L 8W LED 2ft Linear Kit	1	714
Central Office Complex	Maintenance	Tire room	Fluorescent, (2) 48", T-8 lamp, Instant Start Electronic Ballast, NLO (BF: .85-.95)	2	2737	2 15W LED 4ft Linear Lamps	2	2737
Central Office Complex	Maintenance	Transportation	Fluorescent, (2) 48", T-8 lamp, Instant Start Electronic Ballast, NLO (BF: .85-.95)	2	714	2 15W LED 4ft Linear Lamps	2	714
Central Office Complex	Maintenance exterior	Security	Halogen Incandescent, (1) 90W lamp	1	4101	1 17W PAR38 LED	1	4101
Central Office Complex	Maintenance exterior	Wallpack	Metal Halide, (1) 70W lamp with CWA ballast	4	4101	28W LED Wall Pack	4	4101
Central Office Complex	Technology building	Bible	Fluorescent, (4) 48", T-8 lamp, Instant Start Electronic Ballast, NLO (BF: .85-.95)	2	2300	2 15W LED 4ft Linear Lamps	2	2300
Central Office Complex	Technology building	Breakroom	Fluorescent, (4) 48", T-8 lamp, Instant Start Electronic Ballast, NLO (BF: .85-.95)	3	2300	2 15W LED 4ft Linear Lamps	3	2300
Central Office Complex	Technology building	Closet	Fluorescent, (2) 48", T-8 lamp, Instant Start Electronic Ballast, NLO (BF: .85-.95)	1	600	2 15W LED 4ft Linear Lamps	1	600
Central Office Complex	Technology building	Electric	Fluorescent, (4) 48", T-8 lamp, Instant Start Electronic Ballast, NLO (BF: .85-.95)	2	600	2 15W LED 4ft Linear Lamps	2	600
Central Office Complex	Technology building	File 1	Fluorescent, (4) 48", T-8 lamp, Instant Start Electronic Ballast, NLO (BF: .85-.95)	6	600	2 15W LED 4ft Linear Lamps	6	600
Central Office Complex	Technology building	File 2	Fluorescent, (4) 48", T-8 lamp, Instant Start Electronic Ballast, NLO (BF: .85-.95)	3	600	2 15W LED 4ft Linear Lamps	3	600
Central Office Complex	Technology building	File 3	Fluorescent, (4) 48", T-8 lamp, Instant Start Electronic Ballast, NLO (BF: .85-.95)	2	2300	2 15W LED 4ft Linear Lamps	2	2300
Central Office Complex	Technology building	File 4	Fluorescent, (4) 48", T-8 lamp, Instant Start Electronic Ballast, NLO (BF: .85-.95)	2	2300	2 15W LED 4ft Linear Lamps	2	2300
Central Office Complex	Technology building	Maples	Fluorescent, (4) 48", T-8 lamp, Instant Start Electronic Ballast, NLO (BF: .85-.95)	3	2300	2 15W LED 4ft Linear Lamps	3	2300
Central Office Complex	Technology building	Mens	Fluorescent, (2) 48", T-8 lamp, Instant Start Electronic Ballast, NLO (BF: .85-.95)	2	2300	2 15W LED 4ft Linear Lamps	2	2300
Central Office Complex	Technology building	Office 1	Fluorescent, (4) 48", T-8 lamp, Instant Start Electronic Ballast, NLO (BF: .85-.95)	2	2300	2 15W LED 4ft Linear Lamps	2	2300

Central Office Complex	Technology building	Patrick	Fluorescent, (4) 48", T-8 lamp, Instant Start Electronic Ballast, NLO (BF: .85-.95)	3	2300	2 15W LED 4ft Linear Lamps	3	2300
Central Office Complex	Technology building	Reception	Fluorescent, (4) 48", T-8 lamp, Instant Start Electronic Ballast, NLO (BF: .85-.95)	8	2300	2 15W LED 4ft Linear Lamps	8	2300
Central Office Complex	Technology building	RR hall	Fluorescent, (2) 48", T-8 lamp, Instant Start Electronic Ballast, NLO (BF: .85-.95)	2	2300	2 15W LED 4ft Linear Lamps	2	2300
Central Office Complex	Technology building	Server room	Fluorescent, (4) 48", T-8 lamp, Instant Start Electronic Ballast, NLO (BF: .85-.95)	3	600	2 15W LED 4ft Linear Lamps	3	600
Central Office Complex	Technology building	Spears	Fluorescent, (4) 48", T-8 lamp, Instant Start Electronic Ballast, NLO (BF: .85-.95)	3	2300	2 15W LED 4ft Linear Lamps	3	2300
Central Office Complex	Technology building	Storage	Fluorescent, (4) 48", T-8 lamp, Instant Start Electronic Ballast, NLO (BF: .85-.95)	16	2300	2 15W LED 4ft Linear Lamps	16	2300
Central Office Complex	Technology building	Storage	Fluorescent, (4) 48", T-8 lamp, Instant Start Electronic Ballast, NLO (BF: .85-.95)	4	2600	2 15W LED 4ft Linear Lamps	4	2600
Central Office Complex	Technology building	Storage RR	Incandescent, (1) 60W lamp	1	600	9W LED A-Lamp	1	600
Central Office Complex	Technology building	Training lab	Fluorescent, (4) 48", T-8 lamp, Instant Start Electronic Ballast, NLO (BF: .85-.95)	6	2300	2 15W LED 4ft Linear Lamps	6	2300
Central Office Complex	Technology building	Training lab	U-Tube Fluorescent FU31T8/6 with (2) 32W lamps per fixture	3	2600	2 8W LED 2ft Linear Retrofit Kits	3	2600
Central Office Complex	Technology building	Womens	Fluorescent, (2) 48", T-8 lamp, Instant Start Electronic Ballast, NLO (BF: .85-.95)	2	2300	2 15W LED 4ft Linear Lamps	2	2300
Central Office Complex	Technology exterior	Front security	Halogen Incandescent, (2) 90W lamp	1	4103	2 17W PAR38 LED HB	1	4103
Central Office Complex	Technology exterior	Security	Mercury Vapor, (1) 175W lamp with CWA ballast	1	4103	90W LED Trunnion Flood	1	4103
Chuckey Doak Middle	Ag building/band	401	Fluorescent, (4) 48", T-8 lamp, Instant Start Electronic Ballast, NLO (BF: .85-.95)	23	1957	36W LED Flat Troffer	23	1957
Chuckey Doak Middle	Ag building/band	402	Fluorescent, (4) 48", T-8 lamp, Instant Start Electronic Ballast, NLO (BF: .85-.95)	9	1957	36W LED Flat Troffer	9	1957
Chuckey Doak Middle	Ag building/band	403	Fluorescent, (2) 48", T-8 lamp, Instant Start Electronic Ballast, NLO (BF: .85-.95)	8	1957	2 15W LED 4ft Linear Lamps	8	1957
Chuckey Doak Middle	Ag building/band	403	Fluorescent, (2) 48", T-8 lamp, Instant Start Electronic Ballast, NLO (BF: .85-.95)	3	1957	2 Lamp 15W	3	1957
Chuckey Doak Middle	Ag building/band	404	Fluorescent, (4) 48", T-8 lamp, Instant Start Electronic Ballast, NLO (BF: .85-.95)	9	1957	36W LED Flat Troffer	9	1957
Chuckey Doak Middle	Ag building/band	404	Incandescent, (1) 60W lamp	2	618	9W LED A-Lamp	2	618
Chuckey Doak Middle	Ag building/band	405	Fluorescent, (4) 48", T-8 lamp, Instant Start Electronic Ballast, NLO (BF: .85-.95)	2	2369	2 15W LED 4ft Linear Lamps	2	2369
Chuckey Doak Middle	Ag building/band	Mens	Fluorescent, (4) 48", T-8 lamp, Instant Start Electronic Ballast, NLO (BF: .85-.95)	4	2369	2 15W LED 4ft Linear Lamps	4	2369
Chuckey Doak Middle	Ag building/band	Womens	Fluorescent, (4) 48", T-8 lamp, Instant Start Electronic Ballast, NLO (BF: .85-.95)	3	2369	2 15W LED 4ft Linear Lamps	3	2369
South Greene Middle	Exterior	Can	Metal Halide, (1) 70W lamp with CWA ballast	1	1029	9W LED A-Lamp	1	1029
South Greene Middle	Exterior	Canopy	High Pressure Sodium, (1) 50W lamp with CWA ballast	1	1029	Canopy 28W LED	1	1029
South Greene Middle	Exterior	Flood	Metal Halide, (1) 150W lamp with CWA ballast	1	1029	60W LED Trunnion Mount Flood	1	1029
South Greene Middle	Exterior	Wallpack	Metal Halide, (1) 175W lamp with CWA ballast	8	1029	28W LED Wall Pack	8	1029

South Greene Middle	Interior	103	Fluorescent, (2) 48", T-8 lamp, Instant Start Electronic Ballast, NLO (BF: .85-.95)	1	1044	2 15W LED 4ft Linear Lamps	1	1044
South Greene Middle	Interior	104	Fluorescent, (3) 48", T-8 lamp, Instant Start Electronic Ballast, NLO (BF: .85-.95)	12	3307	36W LED Flat Troffer	12	3307
South Greene Middle	Interior	104 hall	Fluorescent, (2) 48", T-8 lamp, Instant Start Electronic Ballast, NLO (BF: .85-.95)	17	4004	2 15W LED 4ft Linear Lamps	17	4004
South Greene Middle	Interior	104 hall RR boys	Fluorescent, (2) 48", T-8 lamp, Instant Start Electronic Ballast, NLO (BF: .85-.95)	6	4004	2 15W LED 4ft Linear Lamps	6	4004
South Greene Middle	Interior	104 hall RR boys	Fluorescent, (2) 48", T-8 lamp, Instant Start Electronic Ballast, NLO (BF: .85-.95)	2	4004	2 15W LED 4ft Linear Lamps	2	4004
South Greene Middle	Interior	104 hall RR boys	Fluorescent, (2) 48", T-8 lamp, Instant Start Electronic Ballast, NLO (BF: .85-.95)	1	4004	2 15W LED 4ft Linear Lamps	1	4004
South Greene Middle	Interior	104 hall RR girls	Fluorescent, (2) 48", T-8 lamp, Instant Start Electronic Ballast, NLO (BF: .85-.95)	6	4004	2 15W LED 4ft Linear Lamps	6	4004
South Greene Middle	Interior	104 hall RR girls	Fluorescent, (2) 48", T-8 lamp, Instant Start Electronic Ballast, NLO (BF: .85-.95)	2	4004	2 15W LED 4ft Linear Lamps	2	4004
South Greene Middle	Interior	104 hall RR girls	Fluorescent, (2) 48", T-8 lamp, Instant Start Electronic Ballast, NLO (BF: .85-.95)	1	4004	2 15W LED 4ft Linear Lamps	1	4004
South Greene Middle	Interior	105	Fluorescent, (3) 48", T-8 lamp, Instant Start Electronic Ballast, NLO (BF: .85-.95)	12	3307	36W LED Flat Troffer	12	3307
South Greene Middle	Interior	106	Fluorescent, (3) 48", T-8 lamp, Instant Start Electronic Ballast, NLO (BF: .85-.95)	12	3307	36W LED Flat Troffer	12	3307
South Greene Middle	Interior	108	Fluorescent, (3) 48", T-8 lamp, Instant Start Electronic Ballast, NLO (BF: .85-.95)	12	3307	36W LED Flat Troffer	12	3307
South Greene Middle	Interior	109	Fluorescent, (3) 48", T-8 lamp, Instant Start Electronic Ballast, NLO (BF: .85-.95)	12	3307	36W LED Flat Troffer	12	3307
South Greene Middle	Interior	110	Fluorescent, (3) 48", T-8 lamp, Instant Start Electronic Ballast, NLO (BF: .85-.95)	12	3307	36W LED Flat Troffer	12	3307
McDonald Elementary	Interior	13 extension hall	Fluorescent, (2) 48", T-8 lamp, Instant Start Electronic Ballast, NLO (BF: .85-.95)	5	5739	2 15W LED 4ft Linear Lamps	5	5739
McDonald Elementary	Interior	17	Fluorescent, (3) 48", T-8 lamp, Instant Start Electronic Ballast, NLO (BF: .85-.95)	3	5739	2 15W LED 4ft Linear Lamps	3	5739
McDonald Elementary	Interior	17	Fluorescent, (3) 48", T-8 lamp, Instant Start Electronic Ballast, NLO (BF: .85-.95)	1	5739	2 15W LED 4ft Linear Lamps	1	5739
McDonald Elementary	Interior	17	Fluorescent, (3) 48", T-8 lamp, Instant Start Electronic Ballast, NLO (BF: .85-.95)	12	4741	36W LED Flat Troffer	12	4741
McDonald Elementary	Interior	17	No Existing-No Existing-0	0	0	2L 2ft Strip w/ 2 8W LED 2ft Linear Retrofits	1	1497
McDonald Elementary	Interior	17	No Existing-No Existing-0	0	0	2x4 Lens .118	4	5739
McDonald Elementary	Interior	18	Fluorescent, (3) 48", T-8 lamp, Instant Start Electronic Ballast, NLO (BF: .85-.95)	12	4741	36W LED Flat Troffer	12	4741
McDonald Elementary	Interior	19	Fluorescent, (3) 48", T-8 lamp, Instant Start Electronic Ballast, NLO (BF: .85-.95)	12	4741	36W LED Flat Troffer	12	4741
McDonald Elementary	Interior	20	Fluorescent, (3) 48", T-8 lamp, Instant Start Electronic Ballast, NLO (BF: .85-.95)	12	4741	36W LED Flat Troffer	12	4741
McDonald Elementary	Interior	20 girls	Fluorescent, (2) 48", T-8 lamp, Instant Start Electronic Ballast, NLO (BF: .85-.95)	4	5739	2 15W LED 4ft Linear Lamps	4	5739
McDonald Elementary	Interior	22	Fluorescent, (3) 48", T-8 lamp, Instant Start Electronic Ballast, NLO (BF: .85-.95)	12	4741	36W LED Flat Troffer	12	4741
McDonald Elementary	Interior	22	No Existing-No Existing-0	0	0	2x4 Lens .118	2	4741

McDonald Elementary	Interior	22 boys	Fluorescent, (2) 48", T-8 lamp, Instant Start Electronic Ballast, NLO (BF: .85-.95)	4	5739	2 15W LED 4ft Linear Lamps	4	5739
McDonald Elementary	Interior	Cafeteria	Fluorescent, (4) 48", T-8 lamp, Instant Start Electronic Ballast, NLO (BF: .85-.95)	12	7412	2 15W LED 4ft Linear Lamps	12	5188
McDonald Elementary	Interior	Cooler	Fluorescent, (2) 48", STD lamp with Mag-STD ballast	1	1934	2 15W LED 4ft Linear Lamps	1	1934
McDonald Elementary	Interior	Dry goods	Fluorescent, (2) 48", T-8 lamp, Instant Start Electronic Ballast, NLO (BF: .85-.95)	2	7412	2 15W LED 4ft Linear Lamps	2	7412
McDonald Elementary	Interior	Freezer 1	Fluorescent, (2) 48", T-8 lamp, Instant Start Electronic Ballast, NLO (BF: .85-.95)	1	7412	2 15W LED 4ft Linear Lamps	1	7412
McDonald Elementary	Interior	Freezer 2	Fluorescent, (2) 48", STD lamp with Mag-STD ballast	2	1934	2 15W LED 4ft Linear Lamps	2	1934
McDonald Elementary	Interior	Girls RR	Fluorescent, (4) 48", T-8 lamp, Instant Start Electronic Ballast, NLO (BF: .85-.95)	2	390	2 15W LED 4ft Linear Lamps	2	390
McDonald Elementary	Interior	Gym	Metal Halide, (1) 400W lamp with CWA ballast	20	1496	92W LED High Bay	20	972
McDonald Elementary	Interior	Gym hall	Fluorescent, (3) 48", T-8 lamp, Instant Start Electronic Ballast, NLO (BF: .85-.95)	24	1496	2 15W LED 4ft Linear Lamps	24	1496
McDonald Elementary	Interior	Gym hall	No Existing-No Existing-0	0	0	2x4 Lens .118	4	2666
McDonald Elementary	Interior	Gym hall	Fluorescent, (2) 48", T-8 lamp, Instant Start Electronic Ballast, NLO (BF: .85-.95)	1	1496	2 15W LED 4ft Linear Lamps	1	1496
McDonald Elementary	Interior	Hall RR	Fluorescent, (2) 48", T-8 lamp, Instant Start Electronic Ballast, NLO (BF: .85-.95)	2	1496	2 15W LED 4ft Linear Lamps	2	1496
McDonald Elementary	Interior	Hood	Compact Fluorescent, Screw-in, (1) 13W lamp with Electronic ballast	8	7412	9W LED A-Lamp	8	7412
McDonald Elementary	Interior	Janitor	Fluorescent, (2) 48", T-8 lamp, Instant Start Electronic Ballast, NLO (BF: .85-.95)	1	1934	2 15W LED 4ft Linear Lamps	1	1934
McDonald Elementary	Interior	Kitchen	Fluorescent, (2) 48", T-8 lamp, Instant Start Electronic Ballast, NLO (BF: .85-.95)	6	7412	2 15W LED 4ft Linear Lamps	6	7412
McDonald Elementary	Interior	Kitchen hall	Compact Fluorescent, twin, (2) 13W lamp with Mag-STD ballast	2	7412	2 8W LED 4 Pin Horizontal Retrofit	2	7412
McDonald Elementary	Interior	Kitchen hall	Fluorescent, (2) 48", T-8 lamp, Instant Start Electronic Ballast, NLO (BF: .85-.95)	1	7412	2 15W LED 4ft Linear Lamps	1	7412

E. Cost Savings Calculations

Provided below are the methods and equations used to determine the cost savings associated with this particular methodology.

Cost Savings are calculated as the difference between the baseline and Performance Period energy costs using the utility rates as defined in Schedule D, Energy, Water, and O&M Rate Data. The applicable marginal utility rates will be applied to the baseline and Performance Period energy use as determined in Paragraph B. These rates will escalate at 3% annually. Equation 7 will be used to compute the total cost savings for each Guarantee Year.

Equation 7 – Total Cost Savings

$$\$_{save} = \sum_{i=1}^{n} \left(\$_{Baseline} - \$_{Performance} \right)_i$$

Where,

$\$_{save}$ = Guarantee year cost savings

$\$_{Baseline}$ = Billing period k baseline utility cost for account i

$\$_{Performance}$ = Billing period k performance period utility cost for account i
n = Total number of utility types

Site	$/kWh	$/kW
Baileyton	$0.105072	
Central Office Complex	$0.104804	
Chuckey Doak Middle	$0.108779	
South Greene Middle	$0.108714	
McDonald Elementary Kitchen	$0.104988	
McDonald Elementary Addition	$0.104511	$8.761983
McDonald Elementary Gym	$0.102861	

OPTION A – DOMESTIC WATER FIXTURES

A. **Overview of M&V Plan, and Savings Calculation**
B. **Water Savings Calculations**
C. **Key Parameter Measurement Strategy**
D. **Parameter Estimates**
E. **Cost Savings Calculations**

A. Overview of M&V Plan, and Savings Calculation

Savings in this section are determined by using an "Option A: Retrofit Isolation – Key Parameter Measurement" approach as described in the International Performance Measurement & Verification Protocol (IPMVP Volume I, EVO 10000-1:2012). The remainder of this section describes the water savings calculations, key parameter measurements that will be conducted, parameters that will be estimated and those values, and how cost savings will be calculated. The water and cost savings that are determined using this approach will be the annual savings values used for each year of the Performance Period.

B. Water Savings Calculations

Provided within this section is an explanation of the calculations that will be used to perform the water savings calculations for this verification method.

Equations and Analysis of Water Savings

Savings are calculated as the difference in water usage from the baseline conditions, and the Performance Period conditions.

For water consumption, the water savings will be determined for each fixture and summed for all fixtures that will be retrofitted using the following formula:

Equation 1 – Water Consumption Savings

$$W_{save} = \sum_{i=1}^{n} \left[\left(W_{Pre} - W_{Post} \right) \times Q \times U_{Avg} \right]_i$$

Where,

W_{save} = Water savings
W_{Pre} = Pre-implementation direct water usage of fixture (measured)
W_{Post} = Post-implementation direct water usage of fixture (measured)
U_{Avg} = Average use rate per fixture, flushes or minutes of use (estimated)
Q = Retrofit quantity
i = Retrofit

Electric and natural gas savings (from domestic hot water heating savings) are calculated as the product of the water savings and the kWh or MMBtu factor designated for that retrofit, as shown in the table in Paragraph D.

C. Key Parameter Measurement Strategy

This section outlines the measurements that will be conducted to determine the measured values in the equations provided above in Paragraph B. For this water project, the key parameter that will be measured is the water consumption of each fixture type (gallons per flush for toilets/urinals and gallons per minute for sinks/showers). Measurement and documentation strategies for each project phase are outlined below.

Pre-Implementation Measurements and Documentation

Water consumption measurements will be taken on a sample set of each baseline fixture type to determine the average water use for each fixture type. The minimum sample sizes and precision of results are different depending on the number of fixtures included in the project. The most common fixtures will have a high degree of certainty in the results, while the least common fixtures will have greater uncertainty in order to ensure measurement costs are commensurate with performance risk. Three different classes of measurement requirements are included:

1. Fixture types with less than 20 total fixtures will not be measured. The estimated consumption shown in the table below will be used in all calculations.
2. Fixture types with 20 – 100 total fixtures will have at least 4 measurements taken. Measurements will continue to be taken until the 80% confidence interval for the true population mean spans no more than 20% above and below the mean of the sample.
3. Fixture types with more than 100 total fixtures will have at least 10 measurements taken. Measurements will continue to be taken until the 90% confidence interval for the true population mean spans no more than 10% above and below the mean of the sample.

The mean of a sample set will be treated as the water consumption for that fixture type for all savings calculations. The table below lists each fixture type to be measured, the estimated water consumption of that fixture type, the total quantity of that fixture type, and the minimum amount to be measured prior to removing the fixtures to implement the retrofit. As stated above, more measurements may be needed if the sampled fixtures have too much variance.

Fixture Code	Total Fixtures	Minimum Sample	GPF or GPM
Baileyton Elementary School Staff Sink	2	0	2.10
Baileyton Elementary School Staff Toilet	2	0	3.50
Baileyton Elementary School Student Sink	24	4	1.90
Baileyton Elementary School Student Toilet	31	4	3.16
Baileyton Elementary School Student Urinal	9	0	0.83
Bus Garage Staff Sink	2	0	2.10
Bus Garage Staff Toilet	3	0	2.87
Camp Creek Elementary School Staff Sink	3	0	1.90
Camp Creek Elementary School Staff Toilet	3	0	3.20
Camp Creek Elementary School Student	1	0	2.50
Camp Creek Elementary School Student Sink	33	4	1.88
Central Office Annex Staff Sink	2	0	2.20
Central Office Complex Staff Sink	5	0	2.20
Central Office Complex Staff Toilet	4	0	3.03
Chuckey Doak High School Kitchen Sprayer	1	0	3.00
Chuckey Doak High School Staff Shower	1	0	2.00
Chuckey Doak High School Staff Sink	13	0	2.05
Chuckey Doak High School Staff Toilet	13	0	1.89
Chuckey Doak High School Student Shower	26	4	2.06
Chuckey Doak High School Student Sink	51	4	1.13
Chuckey Doak High School Student Toilet	78	4	1.65
Chuckey Doak Middle School Kitchen Sprayer	1	0	3.00
Chuckey Doak Middle School Staff Sink	7	0	2.17
Chuckey Doak Middle School Student Sink	23	4	1.98
Chuckey Elementary School Staff Sink	6	0	2.20
Chuckey Elementary School Staff Toilet	6	0	3.18
Chuckey Elementary School Student Sink	17	0	2.20
Chuckey Elementary School Student Toilet	22	4	3.41
South Greene Middle School Kitchen Sprayer	1	0	3.00
South Greene Middle School Staff Toilet	1	0	3.50
South Greene Middle School Student Sink	23	4	2.05
South Greene Middle School Student Toilet	29	4	2.78
Doak Elementary School Kitchen Sprayer	1	0	2.50
Doak Elementary School Staff Sink	35	4	2.16

Doak Elementary School Staff Toilet	36	4	3.39
Doak Elementary School Student Sink	11	0	2.13
Doak Elementary School Student Toilet	13	0	2.04
Doak Elementary School Student Urinal	1	0	1.50
Glenwood Elementary School Staff Sink	7	0	2.11
Glenwood Elementary School Staff Toilet	7	0	2.14
Glenwood Elementary School Student Sink	11	0	2.06
McDonald Elementary School Staff Sink	3	0	2.00
McDonald Elementary School Staff Toilet	3	0	2.87
McDonald Elementary School Student Shower	1	0	2.00
McDonald Elementary School Student Sink	36	4	2.04
McDonald Elementary School Student Toilet	47	4	2.69
Mosheim Elementary School Kitchen Sprayer	1	0	3.00
Mosheim Elementary School Staff Sink	11	0	2.10
Mosheim Elementary School Staff Toilet	11	0	2.81
Mosheim Elementary School Student Sink	49	4	2.15
Mosheim Elementary School Student Toilet	68	4	2.86
Nolachuckey Elementary School Kitchen	1	0	3.00
Nolachuckey Elementary School Staff Sink	3	0	2.20
Nolachuckey Elementary School Staff Toilet	3	0	3.50
Nolachuckey Elementary School Student Sink	24	4	2.20
Nolachuckey Elementary School Student Toilet	26	4	3.50
North Greene High School Staff Sink	6	0	1.97
North Greene High School Staff Toilet	5	0	2.74
North Greene High School Student Shower	28	4	2.50
North Greene High School Student Sink	44	4	1.95
North Greene High School Student Toilet	41	4	2.43
North Greene High School Student Urinal	19	0	0.89
North Greene Middle School Kitchen Sprayer	1	0	3.00
North Greene Middle School Staff Sink	1	0	1.50
North Greene Middle School Student Sink	20	4	2.00
North Greene Middle School Student Toilet	25	4	2.36
North Greene Middle School Student Urinal	7	0	1.21
South Greene High School Kitchen Sprayer	1	0	1.80
South Greene High School Staff Shower	1	0	2.50
South Greene High School Staff Sink	5	0	2.16
South Greene High School Staff Toilet	6	0	2.00
South Greene High School Student Shower	28	4	2.21
South Greene High School Student Sink	27	4	2.05
South Greene High School Student Toilet	36	4	2.33
South Greene High School Student Urinal	15	0	1.03
West Greene High School Kitchen Sprayer	1	0	2.50
West Greene High School Staff Sink	6	0	1.93
West Greene High School Student Shower	15	0	2.50
West Greene High School Student Sink	37	4	1.94
West Greene High School Student Toilet	47	4	2.81

Post-Implementation Measurements and Documentation

Water consumption measurements will be taken on a sample set of each Performance Period fixture type to determine the average water use for each fixture type. The minimum sample sizes and precision of results are different depending on the number of fixtures included in the project. The most common fixtures will have a high degree of certainty in the results, while the least common fixtures will have greater uncertainty in order to ensure measurement costs are commensurate with performance risk. Three different classes of measurement requirements are included:

1. Fixture types with less than 20 total fixtures will not be measured. The estimated consumption shown in the table below will be used in all calculations.
2. Fixture types with 20 – 100 total fixtures will have at least 4 measurements taken. Measurements will continue to be taken until the 80% confidence interval for the true population mean spans no

more than 20% above and below the mean of the sample.

3. Fixture types with more than 100 total fixtures will have at least 10 measurements taken. Measurements will continue to be taken until the 90% confidence interval for the true population mean spans no more than 10% above and below the mean of the sample.

The mean of each sample set will be treated as the water consumption for that fixture type for all savings calculations. The preferred locations for measurements for the new retrofit types will be locations where some previous measurement was taken. The number of post-retrofit samples measured is independent from the number of pre-retrofit samples taken. These measurements are taken to determine the average consumption per use of each fixture type, not the reduction of water use in any specific locations. All measurements will be taken using the same equipment and will be calibrated. The table below lists each fixture type to be measured, the estimated water consumption of that fixture type, the total quantity of that fixture type, and the minimum amount to be measured during the post-implementation period.

Fixture Code	Total Fixtures	Minimum Sample	GPM or GPF
Baileyton Elementary School Staff Sink	2	0	0.50
Baileyton Elementary School Staff Toilet	2	0	1.84
Baileyton Elementary School Student Sink	24	4	0.50
Baileyton Elementary School Student Toilet	31	4	2.13
Baileyton Elementary School Student Urinal	9	0	0.50
Bus Garage Staff Sink	2	0	1.35
Bus Garage Staff Toilet	3	0	1.39
Camp Creek Elementary School Staff Sink	3	0	0.50
Camp Creek Elementary School Staff Toilet	3	0	1.39
Camp Creek Elementary School Student Shower	1	0	1.50
Camp Creek Elementary School Student Sink	33	4	0.50
Central Office Annex Staff Sink	2	0	0.50
Central Office Complex Staff Sink	5	0	0.50
Central Office Complex Staff Toilet	4	0	1.36
Chuckey Doak High School Kitchen Sprayer	1	0	1.42
Chuckey Doak High School Staff Shower	1	0	1.50
Chuckey Doak High School Staff Sink	13	0	0.50
Chuckey Doak High School Staff Toilet	13	0	1.72
Chuckey Doak High School Student Shower	26	4	1.62
Chuckey Doak High School Student Sink	51	4	0.50
Chuckey Doak High School Student Toilet	78	4	1.62
Chuckey Doak Middle School Kitchen Sprayer	1	0	1.42
Chuckey Doak Middle School Staff Sink	7	0	0.50
Chuckey Doak Middle School Student Sink	23	4	0.50
Chuckey Elementary School Staff Sink	6	0	0.50
Chuckey Elementary School Staff Toilet	6	0	1.52
Chuckey Elementary School Student Sink	17	0	0.50
Chuckey Elementary School Student Toilet	22	4	1.40
South Greene Middle School Kitchen Sprayer	1	0	1.42
South Greene Middle School Staff Toilet	1	0	1.28
South Greene Middle School Student Sink	23	4	0.50
South Greene Middle School Student Toilet	29	4	1.56
Doak Elementary School Kitchen Sprayer	1	0	1.42
Doak Elementary School Staff Sink	35	4	0.50
Doak Elementary School Staff Toilet	36	4	1.42
Doak Elementary School Student Sink	11	0	0.50
Doak Elementary School Student Toilet	13	0	1.53
Doak Elementary School Student Urinal	1	0	1.00
Glenwood Elementary School Staff Sink	7	0	0.50
Glenwood Elementary School Staff Toilet	7	0	1.51
Glenwood Elementary School Student Sink	11	0	0.50
McDonald Elementary School Staff Sink	3	0	0.50
McDonald Elementary School Staff Toilet	3	0	1.39
McDonald Elementary School Student Shower	1	0	1.50

McDonald Elementary School Student Sink	36	4	0.83
McDonald Elementary School Student Toilet	47	4	1.68
Mosheim Elementary School Kitchen Sprayer	1	0	1.42
Mosheim Elementary School Staff Sink	11	0	0.50
Mosheim Elementary School Staff Toilet	11	0	1.50
Mosheim Elementary School Student Sink	49	4	0.64
Mosheim Elementary School Student Toilet	68	4	1.49
Nolachuckey Elementary School Kitchen Sprayer	1	0	1.42
Nolachuckey Elementary School Staff Sink	3	0	0.50
Nolachuckey Elementary School Staff Toilet	3	0	1.28
Nolachuckey Elementary School Student Sink	24	4	0.50
Nolachuckey Elementary School Student Toilet	26	4	1.32
North Greene High School Staff Sink	6	0	0.50
North Greene High School Staff Toilet	5	0	2.08
North Greene High School Student Shower	28	4	1.50
North Greene High School Student Sink	44	4	0.50
North Greene High School Student Toilet	41	4	1.95
North Greene High School Student Urinal	19	0	0.68
North Greene Middle School Kitchen Sprayer	1	0	1.42
North Greene Middle School Staff Sink	1	0	0.50
North Greene Middle School Student Sink	20	4	0.50
North Greene Middle School Student Toilet	25	4	1.92
North Greene Middle School Student Urinal	7	0	1.00
South Greene High School Kitchen Sprayer	1	0	1.42
South Greene High School Staff Shower	1	0	1.50
South Greene High School Staff Sink	5	0	0.50
South Greene High School Staff Toilet	6	0	1.55
South Greene High School Student Shower	28	4	1.50
South Greene High School Student Sink	27	4	0.50
South Greene High School Student Toilet	36	4	1.78
South Greene High School Student Urinal	15	0	0.97
West Greene High School Kitchen Sprayer	1	0	1.42
West Greene High School Staff Sink	6	0	0.50
West Greene High School Student Shower	15	0	1.77
West Greene High School Student Sink	37	4	0.57
West Greene High School Student Toilet	47	4	2.11

Performance Period Measurements and Documentation

No additional measurements will be taken during the Performance Period of this M&V strategy.

D. Parameter Estimates

Of the parameters identified under the equations for water savings in Section B, several of the parameters are estimates, and will not be measured during any period of the project. Of the variables identified, the parameters that will be estimated for this particular ECM and M&V strategy include annual uses per fixture (minutes per year for sinks/showers and flushes per year for toilets/urinals).

The table below contains the estimated parameters and all pieces of information needed to define each fixture. The table lists each grouping of fixtures, the retrofit to be performed, the facility, the retrofit fixture quantities, and the estimated average use rate per fixture. The methods used to calculate savings in Paragraph E include the measurements defined in Paragraph C and the fixture details found in the table below.

Building	Population/Location	Type	Qty	Uses/Year
Baileyton Elementary School	Staff	Toilet	2	28,880
Baileyton Elementary School	Student	Toilet	31	163,360
Bus Garage	Staff	Toilet	3	7,230

Camp Creek Elementary School	Staff	Toilet	3	29,070
Central Office Complex	Staff	Toilet	4	18,280
Chuckey Doak High School	Staff	Toilet	13	36,670
Chuckey Doak High School	Student	Toilet	78	243,277
Chuckey Elementary School	Staff	Toilet	6	28,928
Chuckey Elementary School	Student	Toilet	22	126,653
South Greene Middle School	Staff	Toilet	1	28,690
South Greene Middle School	Student	Toilet	29	155,585
Doak Elementary School	Staff	Toilet	36	46,430
Doak Elementary School	Student	Toilet	13	233,703
Glenwood Elementary School	Staff	Toilet	7	26,659
McDonald Elementary School	Staff	Toilet	3	29,070
McDonald Elementary School	Student	Toilet	47	218,905
Mosheim Elementary School	Staff	Toilet	11	58,615
Mosheim Elementary School	Student	Toilet	68	400,461
Nolachuckey Elementary School	Staff	Toilet	3	29,070
Nolachuckey Elementary School	Student	Toilet	26	149,265
North Greene High School	Staff	Toilet	5	24,890
North Greene High School	Student	Toilet	41	161,955
North Greene Middle School	Student	Toilet	25	101,878
South Greene High School	Staff	Toilet	6	29,640
South Greene High School	Student	Toilet	36	228,752
West Greene High School	Student	Toilet	47	262,086
Baileyton Elementary School	Student	Urinal	9	14,413
Doak Elementary School	Student	Urinal	1	5,823
North Greene High School	Student	Urinal	19	21,662
North Greene Middle School	Student	Urinal	7	8,919
South Greene High School	Student	Urinal	15	26,860
Camp Creek Elementary School	Student	Shower	1	737
Chuckey Doak High School	Staff	Shower	1	297
Chuckey Doak High School	Student	Shower	26	18,930
McDonald Elementary School	Student	Shower	1	1,018
North Greene High School	Student	Shower	28	14,915
South Greene High School	Staff	Shower	1	279
South Greene High School	Student	Shower	28	19,010
West Greene High School	Student	Shower	15	18,731
Baileyton Elementary School	Staff	Sink	2	7,315
Baileyton Elementary School	Student	Sink	24	44,803
Bus Garage	Staff	Sink	2	1,870
Camp Creek Elementary School	Staff	Sink	3	7,410
Camp Creek Elementary School	Student	Sink	33	39,553
Central Office Annex	Staff	Sink	2	2,032
Central Office Complex	Staff	Sink	5	5,485
Chuckey Doak High School	Staff	Sink	13	9,785
Chuckey Doak High School	Student	Sink	51	67,433
Chuckey Doak Middle School	Staff	Sink	7	7,790
Chuckey Doak Middle School	Student	Sink	23	48,641
Chuckey Elementary School	Staff	Sink	6	7,695
Chuckey Elementary School	Student	Sink	17	35,196
South Greene Middle School	Student	Sink	23	42,581
Doak Elementary School	Staff	Sink	35	13,443
Doak Elementary School	Student	Sink	11	60,242
Glenwood Elementary School	Staff	Sink	7	7,078
Glenwood Elementary School	Student	Sink	11	16,140
McDonald Elementary School	Staff	Sink	3	7,410
McDonald Elementary School	Student	Sink	36	58,227
Mosheim Elementary School	Staff	Sink	11	15,295

Mosheim Elementary School	Student	Sink	49	111,018
Nolachuckey Elementary School	Staff	Sink	3	7,410
Nolachuckey Elementary School	Student	Sink	24	42,559
North Greene High School	Staff	Sink	6	6,555
North Greene High School	Student	Sink	44	47,164
North Greene Middle School	Staff	Sink	1	6,650
North Greene Middle School	Student	Sink	20	28,059
South Greene High School	Staff	Sink	5	7,600
South Greene High School	Student	Sink	27	64,038
West Greene High School	Staff	Sink	6	9,833
West Greene High School	Student	Sink	37	73,467
Chuckey Doak High School	Kitchen	Sprayer	1	90
Chuckey Doak Middle School	Kitchen	Sprayer	1	90
South Greene Middle School	Kitchen	Sprayer	1	90
Doak Elementary School	Kitchen	Sprayer	1	90
Mosheim Elementary School	Kitchen	Sprayer	1	90
Nolachuckey Elementary School	Kitchen	Sprayer	1	90
North Greene Middle School	Kitchen	Sprayer	1	90
South Greene High School	Kitchen	Sprayer	1	90
West Greene High School	Kitchen	Sprayer	1	90

E. Cost Savings Calculations

Provided below are the methods and equations used to determine the cost savings associated with this particular methodology.

Cost Savings are calculated as the difference between the baseline and Performance Period water costs. These rates will escalate at 3% annually. Equation 2 will be used to compute the total cost savings for each Guarantee Year.

Equation 2 – Total Cost Savings

$$\$_{save} = \sum_{i=1}^{n} \left(\$_{Baseline} - \$_{Performance} \right)_i$$

Where,

$\$_{save}$ = Guarantee year cost savings
$\$_{Baseline}$ = Billing period k baseline utility cost for account i
$\$_{Performance}$ = Billing period k performance period utility cost for account i
n = Total number of utility types

The rates below will be used to calculate cost savings.

Site	$/kgal	$/MMbtu	$/kwh
Baileyton Elementary	$23.42		$0.074
Bus Garage	$6.08		$0.105
Camp Creek Elementary	$5.16		$0.077
Central Office Annex	$6.05		$0.105
Central Office Complex	$6.03		$0.105
Chuckey Doak High	$6.37	$6.31765	
Chuckey Doak Middle	$11.90	$6.31764	
Chuckey Elementary	$4.84	$15.17486	
South Greene Middle	$7.29		$0.088
Doak Elementary School	$1.24	$6.31765	
Glenwood Elementary	$13.94		$0.074

McDonald Elementary	$3.62		$0.101
Mosheim Elementary	$8.81	$14.57166	
Nolachuckey Elementary	$4.85	$15.36536	
North Greene High School	$29.25		$0.069
North Greene Middle	$5.75		$0.075
South Greene High School	$5.21	$15.30612	
West Greene High School	$9.73		$0.064

Building & Fixture Type	MMBtu Factor	kWh Factor
Baileyton Elementary School Sink	-	105.457208
Bus Garage Sink	-	105.457208
Camp Creek Elementary School Shower	-	123.341763
Camp Creek Elementary School Sink	-	105.457208
Central Office Annex Sink	-	105.457208
Central Office Complex Sink	-	105.457208
Chuckey Doak High School Shower	0.508537	-
Chuckey Doak High School Sink	0.434799	-
Chuckey Doak High School Sprayer	0.406829	-
Chuckey Doak Middle School Sink	0.434799	-
Chuckey Doak Middle School Sprayer	0.406829	-
Chuckey Elementary School Sink	0.434799	-
South Greene Middle School Sink	-	105.457208
South Greene Middle School Sprayer	-	98.732567
Doak Elementary School Sink	0.434799	-
Doak Elementary School Sprayer	0.406829	-
Glenwood Elementary School Sink	-	105.457208
McDonald Elementary School Shower	-	123.341763
McDonald Elementary School Sink	-	105.457208
Mosheim Elementary School Sink	0.360136	-
Mosheim Elementary School Sprayer	0.336970	-
Nolachuckey Elementary School Sink	0.434799	-
Nolachuckey Elementary School Sprayer	0.406829	-
North Greene High School Shower	-	123.341763
North Greene High School Sink	-	105.457208
North Greene Middle School Sink	-	105.457208
North Greene Middle School Sprayer	-	98.673411
South Greene High School Shower	0.508537	-
South Greene High School Sink	0.434799	-
South Greene High School Sprayer	0.406829	-
West Greene High School Shower	-	123.341763
West Greene High School Sink	-	105.457208
West Greene High School Sprayer	-	98.673411

OPTION C – WHOLE TERM

A. **Overview of M&V Plan, and Savings Calculation**
B. **Energy Savings Calculations**
C. **Key Parameters Measurement Strategy**
D. **Parameter Estimates**
E. **Cost Savings Calculations**

A. Overview of M&V Plan, and Savings Calculation

The method of determining energy savings described in this section uses "Option C – Whole Facility (Main Meter Measurement)" as described in the International Measurement and Verification Protocol (IPMVP Volume I, EVO 10000-1:2012). The remainder of this section provides the energy savings calculations, the key parameter measurements that will be conducted, the parameters that will be estimated and those values, and how cost savings will be calculated.

Guaranteed Meters

The following meters will be used to measure actual energy consumption for both the base year and guarantee periods.

Meter Name	Account	Utility Type	Utility Company	Rate	Units
Baileyton ES Main Electric	E40105	Electric	Greeneville Light & Power	GSA2	kWh, kW
Camp Creek ES Main Electric	E40231	Electric	Greeneville Light & Power	GSA2	kWh, kW
CDHS Main Electric	E40306	Electric	Greeneville Light & Power	GSA2	kWh, kW
CDMS Main Electric	E40305	Electric	Greeneville Light & Power	GSA2	kWh, kW
Chuckey ES Main Electric	E40303	Electric	Greeneville Light & Power	GSA2	kWh, kW
South Greene MS Main Electric	E40041	Electric	Greeneville Light & Power	GSA2	kWh, kW
Doak ES Main Electric	E40291	Electric	Greeneville Light & Power	GSA2	kWh, kW
Glenwood ES Main Electric	E39967	Electric	Greeneville Light & Power	GSA2	kWh, kW
McDonald ES Main Electric	E39973	Electric	Greeneville Light & Power	GSA2	kWh, kW
Mosheim ES Main Electric	E39982	Electric	Greeneville Light & Power	GSA2	kWh, kW
Nolachuckey ES Main Electric	E40065	Electric	Greeneville Light & Power	GSA2	kWh, kW
North Greene MS Main Electric	E40089	Electric	Greeneville Light & Power	GSA2	kWh, kW

Building Summary

The following table lists the buildings that were served by guarantee meters during the base year period.

Building Name	Area (ft^2)	Comments
Baileyton ES	51,584	
Camp Creek ES	41,870	
CDHS	131,360	
CDMS	56,016	
Chuckey ES	49,124	
South Greene MS	42,147	
Doak ES	77,417	

Glenwood ES	27,000	
McDonald ES	48,290	
Mosheim ES	135,858	
Nolachuckey ES	52,424	
North Greene MS	33,000	

B. Energy Savings Calculations

Provided within this section is an explanation of the calculations that will be used to perform energy savings calculations for this particular ECM.

Overview of Savings Methodology

Energy savings will be measured by comparing the Performance Period's total energy consumption and demand to the total energy consumption and demand for the same area in the base year period by utilizing energy meter data. Base year energy and demand will be adjusted for differences in weather, facility operation and facility modifications to estimate how much energy would have been used in the guarantee period if the energy conservation measures had not been implemented. The energy saved is the difference between the adjusted base year consumption and the Performance Period consumption. The demand saved is the difference between the adjusted base year demand and the Performance Period demand. This process will be followed for each fuel type involved in the guarantee.

Equations and Analysis of Energy Savings

Savings are calculated as the difference in energy usage from the baseline conditions after adjusting for all necessary changes, and the Performance Period conditions. This is shown in Equation 1 below:

Equation 1 – Energy Consumption Savings

$$E_{save} = E_{Baseline} - E_{Performance}$$

Where,

E_{save} = Energy savings
$E_{Baseline}$ = Adjusted energy usage of facility equipment pre-implementation
$E_{Performance}$ = Energy usage of facility equipment post-implementation

The baseline is that set of parameters that describes both the energy consumed in the base year and the conditions that caused that consumption to occur. This set of parameters includes utility consumption, facility use information, weather data and other information as may be necessary to describe the base year conditions. In addition, the baseline includes certain mathematical values, calculated by a model, that are used to correlate the base year energy consumption with the factors that caused that consumption and is defined by Equation 2 below:

Equation 2 – Baseline Energy Use

$$E_{Baseline} = \sum_{i=1}^{n} C_D \times T_i + C_H \times HDD_i + C_C \times CDD_i + C_O \times OCC_i + CO_i + CM_i$$

Where,

n = Number of billing periods in year.
$E_{Baseline}$ = Adjusted baseline period consumption
C_D = A constant representing units of consumption per billing period day
T_i = Number of days in billing period
C_H = A constant representing units of consumption per heating degree day
HDD_i = Heating degree days in the current billing period

C_C = A constant representing units of consumption per cooling degree day
CDD_i = Cooling degree days in the current billing period
C_O = A constant representing units of consumption per occupied day
OCC_i = Occupied days in the current billing period
CO_i = Offset for the current billing period
CM_i = Other adjustments for the current billing period

Customer agrees to accept modifications to this baseline that are necessary to account for changes in the facilities and their use which may have occurred prior to the execution of this agreement but come to the attention of ESCO after the execution of this agreement. Typical adjustments are provided in detail in Schedule E.

Demand savings are computed similarly to the consumption savings, as shown by Equation 3 below:

Equation 3 – Peak Demand Savings

$$D_{save} = D_{Baseline} - D_{Performance}$$

Where,
D_{save} = Demand savings
$D_{Baseline}$ = Adjusted energy demand of facility equipment pre-implementation
$D_{Performance}$ = Energy demand of facility equipment post-implementation

Adjusted base year demand is calculated as demonstrated in Equation 4 below:

Equation 4 – Baseline Peak Demand

$$D_{Baseline} = \sum_{i=1}^{n} D_D + D_H \times \frac{HDD_i}{T_i} + D_C \times \frac{CDD_i}{T_i} + DO_i + DM_i$$

Where,
D_D = A constant representing units of demand per billing period
D_H = A constant representing units of demand per heating degree day per day
D_C = A constant representing units of demand per cooling degree day per day
DO_i = Offset for the current billing period
DM_i = Other adjustments for the current billing period

C. Key Parameters Measurement Strategy

Measurement and documentation strategies for each project phase are outline below.

Pre-Implementation Measurements and Documentation

Customer will provide ESCO with monthly utility bills and all delivery invoices for the accounts included in Paragraph A for a minimum of twenty-four (24) months' worth of historical utility data that is to represent a complete span of two years' worth of energy usage. Customer will also provide ESCO with monthly utility bills and all delivery invoices for the accounts included in Paragraph A from the end of that twenty-four (24) month data set through the Savings Guarantee Commencement Date within the timelines specified in Schedule E.

ESCO will collect daily high and low temperature data from the weather station defined in Schedule D, Common ECM Assumptions.

Post-Implementation Measurements and Documentation

No short term verification is performed using this method. All post-implementation measurements are conducting during the Performance Period.

Performance Period Measurements and Documentation

Throughout the Performance Period, Customer will provide ESCO with the monthly utility bills and all delivery invoices for the accounts included in Paragraph A within the timelines specified in Schedule E.

ESCO will collect daily high and low temperature data from the weather station defined in Schedule D, Common ECM Assumptions.

D. Parameter Estimates

The parameters defined in the equations outlined in Paragraph B that are estimated are determined through engineering analysis of at least twelve (12) months' worth of the pre-implementation measured utility data. This is done to establish the relationship between the weather, billing period length, any other independent factors, and the consumption and demand associated with a particular account. The end result of this analysis is the set of coefficients used in the equations defined in Paragraph B to fully define the baseline for each account. The values will be presented to Customer by ESCO before the Savings Guarantee Commencement Date and will be documented and agreed upon by both parties in the Meter Tuning Summary. Below are definitions of each of the estimated parameters included in Paragraph B;

- The values of CD and DD represent the base load consumption and demand of the utility usage of a particular meter and are equivalent to the weather independent energy usage and demand.
- The values of CH and DH represent the heating consumption and demand of the utility usage of a particular meter and are equivalent to the weather dependent energy usage and demand. They are associated with a consumption and demand heating balance point specific to that account.
- The values of CC and DC represent the cooling consumption and demand of the utility usage of a particular meter and are equivalent to the weather dependent energy usage and demand. They are associated with a consumption and demand cooling balance point specific to that account.
- The billing period values of COi and DOi represent the portion of the energy consumption and demand that cannot be accounted for with the weather independent and weather dependent consumption.

Each of these parameters will be determined based on the relationship of the baseline period energy and demand and the independent factors. During the Performance Period they will be used to estimate the energy use and demand that would have occurred if the project had not been performed. To accomplish this, COi and DOi will be pro-rated to the Performance Period billing periods for each account.

The terms CMi and DMi are included in the equations in Paragraph B to account for changes in the Performance Period energy use and demand from the baseline Period energy use and demand on the accounts in Paragraph A for any causes unrelated to the project as defined in Schedule E. The procedures for developing these estimates vary with the specific causes for the adjustments. The requirements for determining these values and any measurements necessary to support these estimates are defined in Schedule E.

E. Cost Savings Calculations

Provided below are the methods and equations used to determine the cost savings associated with this particular methodology.

Cost Savings are calculated as the difference between the baseline and Performance Period energy costs using the utility rates as defined in Schedule D, Energy, Water, and O&M Rate Data. The applicable utility rates will be applied to the baseline and Performance Period energy use for the accounts in Paragraph A. These rates will escalate at 3% annually. Equation 5 will be used to compute the total cost savings for each

Guarantee Year.

Equation 5 – Total Cost Savings

$$\$_{save} = \sum_{i=1}^{n}\left[\sum_{k=1}^{q}\left(\$_{Baseline} - \$_{Performance}\right)_k\right]_i$$

Where,

$\$_{save}$ = Guarantee year cost savings
$\$_{Baseline}$ = Billing period k baseline utility cost for account i
$\$_{Performance}$ = Billing period k performance period utility cost for account i
n = Total number of accounts
q = Total number of billing periods for account i

NON-MEASURED SAVINGS

A. Overview of M&V Plan, and Savings Calculation
B. Annual Non-Measured Savings

A. Overview of M&V Plan, and Savings Calculation

The Actual Savings associated with this methodology will be agreed upon as outlined herein and will not be verified by measurements after implementation has occurred. Customer and ESCO agree to accept the annual savings values included in Section B with no additional verification. In the event that verification steps are performed by Customer or ESCO, the annual savings values included in Section B will still be the reported savings and values used for reconciling the guarantee in Schedule C. Section B details the agreed upon savings by measure and by category.

B. Annual Non-Measured Savings

Utility Cost Savings

Once the construction of each of the measures below has reached Substantial Completion, the annual savings in the table below will be prorated monthly for each measure until the Savings Guarantee Commencement Date. The annual savings in the table below for each measure will be claimed for each Guarantee Year with an annual escalation rate of 3% after the Savings Guarantee Commencement Date.

Utility Cost Savings Measure	Cost Savings
Camp Creek Water Elec	$5
Admin Annex BERT Elec	$74
Admin BERT Elec	$281
Admin Lighting Nat Gas	-$83
Admin Water Elec	$103
Annex Lighting Nat Gas	-$97
Annex Water Elec	$38
Baileyton BAS Elec	$56
Baileyton BERT Elec	$2
Baileyton Water Elec	$38
Bus Garage Lighting Nat Gas	-$33
Bus Garage Water Elec	$15
CDHS BAS Nat Gas	-$273
CDHS BERT Nat Gas	-$98
CDHS new FAUs Nat Gas	-$760
CDHS new RTUs (no OA) Nat Gas	-$1,266

CDHS Water Nat Gas	$209
CDMS BAS Elec	$243
CDMS BAS Nat Gas	$1,125
CDMS BERT Elec	$59
CDMS BERT Nat Gas	-$44
CDMS Lighting Nat Gas	-$713
CDMS Water Nat Gas	$256
Chuckey ES BAS Propane	$163
Chuckey ES BERT Propane	-$139
Chuckey ES Lighting Propane	-$2,236
Chuckey Water Propane	$481
South Greene MS BAS Elec	$188
South Greene MS BERT Elec	$116
South Greene MS Water Elec	$183
Doak BAS Nat Gas	$95
Doak BERT Nat Gas	-$19
Doak Lighting Nat Gas	-$1,313
Doak Water Nat Gas	$346
Glenwood Water Elec	$18
McDonald BAS Elec	$427
McDonald BERT Elec	$179
McDonald Water Elec	$485
Mosheim BAS Propane	$782
Mosheim BERT Propane	-$181
Mosheim Lighting Propane	-$6,159
Mosheim New FAUs Propane	-$840
Mosheim New RTUs (no OA) Propane	-$2,499
Mosheim Water Propane	$1,051
Nolachuckey BAS Propane	$452
Nolachuckey BERT Propane	-$90
Nolachuckey Lighting Propane	-$2,815
Nolachuckey Water Propane	$621
North Greene BAS Elec	$130
North Greene BERT Elec	$291
North Greene Water Elec	$689
South Greene BAS Elec	$627
South Greene BAS Propane	-$217
South Greene BERT Elec	$359
South Greene BERT Propane	-$123
South Greene Water Propane	$865
West Greene BAS Elec	$1,248
West Greene BERT Elec	$54
West Greene BERT Propane	-$58
West Greene Water Elec	$926
Total	-$6,775

Any savings accrued prior to the Savings Guarantee Commencement Date will be considered Excess Savings.

Operation and Maintenance Savings

The annual savings in the table below for each measure will be claimed for each Guarantee Year with an annual escalation rate of 3% after the Savings Guarantee Commencement Date.

Operation and Maintenance Savings Measure	Cost Savings
Baileyton ES Lighting	$1,929
Camp Creek ES Lighting	$1,971
Central Office Lighting	$1,268
Chuckey Doak MS Lighting	$2,181
Chuckey ES Lighting	$3,148
South Greene MS Lighting	$1,930
Doak ES Lighting	$3,793
Glenwood ES Lighting	$1,728
McDonald ES Lighting	$2,483
Mosheim School Lighting	$6,957
Nolachuckey ES Lighting	$2,527
North Greene MS Lighting	$2,614
District Wide VoIP	$11,271

SCHEDULE E
CUSTOMER RESPONSIBILITIES FOR PERFORMANCE GUARANTEE

GENERAL RESPONSIBILITIES

Customer acknowledges and agrees that proper maintenance is essential to any energy conservation program. Therefore, Customer agrees to undertake the following responsibilities:

Customer agrees to: (1) provide, or cause its suppliers to provide, periodic utility invoices to ESCO within ten (10) days of receipt, (2) execute all Customer responsibilities as outlined herein, and (3) provide to ESCO reasonable access to all Customer facilities and information necessary for ESCO to perform its responsibilities. Access will include, but is not limited to, the following items:

- All buildings listed within this Contract
- All buildings served by the meters listed within this Contract
- All mechanical equipment rooms in the buildings listed within this Contract
- All temperature control and energy management systems which control part or all of any of the buildings listed within this Contract
- Personnel with responsibility for operating and/or managing any of the buildings listed within this Contract
- Monthly utility invoices and billing history for all of the meters listed within this Contract
- Construction documents, equipment inventories, and other documents that may be helpful in evaluating a cause for adjustment as listed within this Contract
- Any data from meters or sub-meters relevant to M&V associated with this Contract

Customer will solely be responsible for providing communications and/or network interface to all buildings for operation and PASS support.

Customer will perform daily facilities monitoring and promptly review any alarm summaries.

Customer will designate a "Primary Operator" of the system. The Primary Operator is defined as the individual who will be trained by ESCO during the installation period and will be responsible for daily operation and maintenance of the equipment and systems necessary to achieve the Performance Guarantee. Customer will notify ESCO within five (5) days after the departure or termination of the Primary Operator. Within ten (10) days of the departure of the current Primary Operator, Customer will designate a new Primary Operator and shall provide ESCO access to train the new Primary Operator. ESCO shall train a new Primary Operator at the sole expense of Customer on a time and materials basis.

MAINTENANCE RESPONSIBILITIES

Customer agrees to use its best efforts to maintain the ECMs in original operating condition ("Original Operating Condition") with allowance for normal wear and tear. If an ECM is operating at any state other than the Original Operating Condition as defined above ("Failed ECM"), Customer agrees to (1) repair or replace the ECM immediately, and (2) contact a PASS representative at 1-800-274-5551 option 4, within 24 hours of such event. ESCO reserves the right to adjust the amount of Performance Guarantee associated with the Failed ECM for the duration of the failure in the Annual Savings Guarantee.

Customer will agree to maintain all parts of the Project site(s) where the ECM(s) reside including but not limited to components, equipment, machinery, energy management systems, structure of the facility(s), computer hardware, network and IT systems, either existing or newly installed. Customer must comply with the general maintenance requirements specified by equipment manufacturers and the maintenance tasking guidelines included in the operating and maintenance manual. Customer will be responsible to provide to

ESCO documentation that proper maintenance has been performed at ESCO'S request within fifteen (15) days of written request.

Notwithstanding anything to the contrary contained herein, all ECM(s) must be maintained in proper working condition in all cases where the performance of said ECM(s) affects or could affect the ability to achieve, measure or verify the Annual Savings Guarantee. Should Customer refuse to perform the required maintenance as required in this Contract, ESCO and Customer shall agree to one of the following means of recourse: (1) ESCO will adjust the Performance Guarantee associated with that ECM pursuant to Schedule E, or (2) ESCO may terminate this Performance Guarantee and any and all obligations and liabilities of ESCO associated therewith upon fifteen (15) days written notice.

ADJUSTMENT RESPONSIBILITIES

In addition to the responsibilities of Customer set forth in this Schedule, Customer also agrees to undertake the responsibilities set forth in the Adjustment Schedule as necessary.

ADJUSTMENT SCHEDULE

Below is the procedure for accounting for non-routine adjustments for any of the utility meters included in Schedule D. A non-routine adjustment is required for any change outside of those explicitly defined in Schedule D that will impact the energy use or the verified savings under this Contract. It is Customer's responsibility to notify ESCO of any changes that may necessitate a non-routine baseline adjustment and to perform the required non-routine baseline adjustment steps identified below at Customer's sole expense.

CUSTOMER REQUIRED NON-ROUTINE BASELINE ADJUSTMENT RESPONSIBILITIES

If the required non-routine baseline adjustment steps are not performed, and the change is greater than the threshold limit, savings will be determined with the Assumed Savings Procedure Adjustment, as defined below. Actual Savings will be determined using the Assumed Savings Procedure Adjustment for all billing periods until the required non-routine baseline adjustment steps have been completed, or until the change which necessitated the non-routine baseline adjustment is no longer in place. If Customer fails to notify ESCO of a change necessitating a non-routine baseline adjustment or fails to provide details of the change, savings will be determined with the Assumed Savings Procedure Adjustment.

If the required non-routine baseline adjustment steps are not performed, and the change is less than the threshold limit, savings will be determined with the "Estimated Savings Procedure Adjustment". Actual Savings will be determined using the Estimated Savings Procedure Adjustment for all billing periods until the required non-routine baseline adjustment steps have been completed, or until the change which necessitated the non-routine baseline adjustment is no longer in place.

1. **Addition of New Building or New Energy User**
   - All utility services to the building or energy user which affect the energy use of any meter included in Schedule D must be sub-metered at Customer's expense.
   - Threshold limit: the lesser of 10% of the area served by any affected meter, as defined in Schedule D or 20,000 ft^2.

2. **Addition to Existing Building**
   - All utility services to the addition which affect the energy use of any meter included in Schedule D must be sub-metered at Customer's expense.
   - Threshold limit: the lesser of 10% of the area served by any affected meter, as defined in Schedule D or 20,000 ft^2.

3. **Renovation / Modification to Existing Building or Utility Service**
   - All utility services for the affected portion of the building must be sub-metered before and after the change until the effect on the energy consumption has been determined at Customer's expense.

- Threshold limit: the lesser of 10% of the area served by any affected meter, as defined in Schedule D or 20,000 ft^2.

4. **Demolition / Abandonment of Existing Building or Utility Service**
   - All utility services for the affected buildings must be sub-metered before and after the change until the effect on the energy consumption has been determined at Customer's expense.
   - Threshold limit: the lesser of 10% of the area served by any affected meter, as defined in Schedule D or 20,000 ft^2.

5. **Re-commissioning of Out of Service Building**
   - All utility services for the affected buildings must be sub-metered before and after the change until the effect on the energy consumption has been determined at Customer's expense.
   - Threshold limit: the lesser of 10% of the area served by any affected meter, as defined in Schedule D or 20,000 ft^2.

6. **Change in Occupancy**
   - Customer must perform, or cause to be performed, at Customer's expense, a calibrated computer simulation to account for the change. If the impact computed by the simulation is greater than 20% of the projected savings on the meter, the "Assumed Savings Procedure" listed below will be followed. In no event will the adjusted savings be reported as less than the savings achieved in the preceding project year.
   - Threshold limit: 5% of the total occupant count in the base year.

7. **Change in Schedule**
   - Customer must perform, or cause to be performed, at Customer's expense, a calibrated computer simulation to account for the change. If the impact computed by the simulation is greater than 20% of the projected savings on the meter, the Assumed Savings Procedure will be followed. In no event will the adjusted savings be reported as less than the savings achieved in the preceding project year.
   - Threshold limit: 5% of the total scheduled hours for the meter as defined in Schedule D.

8. **Change in Set-points**
   - Customer must perform, or cause to be performed, at Customer's expense, a calibrated computer simulation to account for the change. If the impact computed by the simulation is greater than 20% of the projected savings on the meter, the Assumed Savings Procedure will be followed. In no event will the adjusted savings be reported as less than the savings achieved in the preceding project year.
   - Threshold limit: An average of 0.5° from the set-points defined in Schedule D.

9. **Change in Operational Calendar**
   - Customer must perform, or cause to be performed, at Customer's expense, a calibrated computer simulation to account for the change. If the impact computed by the simulation is greater than 20% of the projected savings on the meter, the Assumed Savings Procedure will be followed. In no event will the adjusted savings be reported as less than the savings achieved in the preceding project year.
   - Threshold limit: 5% of the total scheduled hours for the meter as defined in Schedule D.

10. **Change in Plug Load**
    - Customer must perform, or cause to be performed, at Customer's expense, a simulation of energy impact to account for the change. If the computed impact is greater than 20% of the projected savings on the meter, the Assumed Savings Procedure will be followed. In no event will the adjusted savings be reported as less than the savings achieved in the preceding project year.
    - Threshold limit: 1% of the base year peak 15-minute average kW for the affected meter.

11. **Customer Initiated ECMs**

- Customer must develop and execute an M&V plan at Customer's expense, which has been reviewed and approved by ESCO, to evaluate the impact of the change. If the impact determined by the M&V plan is greater than 20% of the projected savings on the meter, the Assumed Savings Procedure will be followed. In no event will the adjusted savings be reported as less than the savings achieved in the preceding project year.
- Threshold limit: 2% of the projected savings on any affected meter.

12. Missing Bills

- Customer is required to provide ESCO with utility bills for meters defined in Schedule D within ten (10) days of receipt of each bill or provide ESCO direct access to retrieve the utility bills electronically. If utility bills are not received by ESCO within sixty (60) days of the end of the service date, the Assumed Savings Procedure will be used.

13. Failure to Operate ECMs According to Operational and Design Intent

- Customer agrees to operate the ECMs according to the Operational and Design Intent of the ECMs. Failure to do so will necessitate a baseline adjustment using the Assumed Savings Procedure.

14. Failure to Perform Project Specific Customer Responsibilities

- Customer agrees to perform the project specific Customer responsibilities as defined in Schedule E. Failure to do so will necessitate a baseline adjustment using the Assumed Savings Procedure.

15. Other Causes

- Any change that impacts the energy use on the meters defined in Schedule D that does not fit into any of the other categories may still require a non-routine baseline adjustment. Customer will notify ESCO before any change is made so that an agreeable adjustment strategy can be determined. If no agreeable adjustment method can be reached, the Assumed Savings Procedure will be used.

ASSUMED SAVINGS PROCEDURE ADJUSTMENT

- If the Actual Savings for the affected meter(s) in the prior Guarantee Year are greater than or equal to the projected savings for the affected meter(s), the Actual Savings from the prior Guarantee Year will be reported while savings are assumed for the affected meter(s).
- If the Actual Savings for the affected meter(s) in the prior Guarantee Year are less than the projected savings for the affected meter(s) and there have been less than twenty-four (24) months since the commencement of the Performance Period, Actual Savings will be reported at the projected savings level while savings are assumed for the affected meter(s).
- If the Actual Savings for the affected meter(s) in the prior Guarantee Year are less than the projected savings for the affected meter(s) and there have been twenty-four (24) months or more since the commencement of the Performance Period, Actual Savings will be reported as the average of the achieved savings over the two (2) most recent Guarantee Year plus half (1/2) of the difference between the projected savings and the average of the achieved savings over the two (2) most recent Guarantee Years.
    - If pursuant to the Assumed Savings Procedure, ESCO makes improvements to the Project beyond the original scope as defined in Schedule A., which results in an increase in the Actual Savings, an M&V plan accounting for those improvements will be executed and the resulting savings will be added to the Actual Savings.

ESTIMATED SAVINGS PROCEDURE ADJUSTMENT

- At ESCO'S sole discretion, ESCO will estimate the impact of the change using computerized building simulations, manual calculations, or other generally accepted estimating procedures and may ignore any changes which fall below the threshold limit.

Appendix A: Lighting Line by Lines

Area Information			Existing						Proposed							
Location	Area	Room	Fixture	Fixture Attributes	kW	kW Total	Burn	kWh	Action	Proposed	Qty	Control	kW New	kWh New	Total kW Saved	Total kWh Saved
Baileyton	Interior main	5th	F-F32T8-4	Troffer-2X4-Prismatic-Recessed	0.112	0.672	1900	1,276.80	Retrofit	TN36W-LED-DIM-FLAT	6	Dimmer 0-10V (2)	0.216	410.40	0.456	866.40
Baileyton	Interior main	1st	F-F32T8-4	Troffer-2X4-Prismatic-Recessed	0.112	0.672	1900	1,276.80	Retrofit	TN36W-LED-DIM-FLAT	6	Dimmer 0-10V (2)	0.216	410.40	0.456	866.40
Baileyton	Interior main	Lounge	F-F32T8-4	Troffer-2X4-Prismatic-Recessed	0.112	0.224	2300	515.20	Retrofit	B15-LED-RW	2		0.060	138.00	0.164	377.20
Baileyton	Interior main	1st	F-F32T8-4	Troffer-2X4-Prismatic-Recessed	0.112	0.560	1900	1,064.00	Retrofit	TN36W-LED-DIM-FLAT	5	Dimmer 0-10V (2)	0.180	342.00	0.380	722.00
Baileyton	Interior main	3rd	F-F32T8-4	Troffer-2X4-Prismatic-Recessed	0.112	0.672	1900	1,276.80	Retrofit	TN36W-LED-DIM-FLAT	6	Dimmer 0-10V (2)	0.216	410.40	0.456	866.40
Baileyton	Interior main	Kinder	F-F32T8-4	Troffer-2X4-Prismatic-Recessed	0.112	0.672	1900	1,276.80	Retrofit	TN36W-LED-DIM-FLAT	6	Dimmer 0-10V (2)	0.216	410.40	0.456	866.40
Baileyton	Interior main	2nd	F-F32T8-4	Troffer-2X4-Prismatic-Recessed	0.112	0.672	1900	1,276.80	Retrofit	TN36W-LED-DIM-FLAT	6	Dimmer 0-10V (2)	0.216	410.40	0.456	866.40
Baileyton	Interior main	1st	F-F32T8-4	Troffer-2X4-Prismatic-Recessed	0.112	0.672	1900	1,276.80	Retrofit	TN36W-LED-DIM-FLAT	6	Dimmer 0-10V (2)	0.216	410.40	0.456	866.40
Baileyton	Interior main	2nd	F-F32T8-4	Troffer-2X4-Prismatic-Recessed	0.112	0.896	1900	1,702.40	Retrofit	TN36W-LED-DIM-FLAT	8	Dimmer 0-10V (2)	0.288	547.20	0.608	1,155.20
Baileyton	Interior main	Kinder	F-F32T8-4	Troffer-2X4-Prismatic-Recessed	0.112	0.896	1900	1,702.40	Retrofit	TN36W-LED-DIM-FLAT	8	Dimmer 0-10V (2)	0.288	547.20	0.608	1,155.20
Baileyton	Interior main	Kinder	F-F32T8-4	Troffer-2X4-Prismatic-Recessed	0.112	0.112	1900	212.80	Retrofit	TN36W-LED-DIM-FLAT	1		0.036	68.40	0.076	144.40
Baileyton	Interior main	Auditorium	F-F32T8-4	Troffer-2X4-Prismatic-Recessed	0.112	1.680	2300	3,864.00	Retrofit	B15-LED-RW	15		0.450	1,035.00	1.230	2,829.00
Baileyton	Interior main	Stage	HAL-H75-1	Flood-Medium-PAR38-Ground-edit	0.075	0.150	600	90.00	Retrofit	LED17W-PAR38	2		0.034	20.40	0.116	69.60
Baileyton	Interior main	Stage	F-F32T8-4	Troffer-2X4-Prismatic-Recessed	0.112	0.448	600	268.80	Retrofit	B15-LED-RW	4		0.120	72.00	0.328	196.80
Baileyton	Interior main	Prps	F-F32T8-4	Troffer-2X4-Prismatic-Recessed	0.112	0.112	600	67.20	Retrofit	B15-LED-RW	1		0.030	18.00	0.082	49.20
Baileyton	Interior main	110	F-F32T8-3	Troffer-2X4-Prismatic-Recessed	0.089	1.068	1900	2,029.20	Retrofit	TN36W-LED-DIM-FLAT	12	Dimmer 0-10V (2)	0.432	820.80	0.636	1,208.40
Baileyton	Interior main	109	F-F32T8-3	Troffer-2X4-Prismatic-Recessed	0.089	1.068	1900	2,029.20	Retrofit	TN36W-LED-DIM-FLAT	12	Dimmer 0-10V (2)	0.432	820.80	0.636	1,208.40
Baileyton	Interior main	107	F-F32T8-3	Troffer-2X4-Prismatic-Recessed	0.089	1.068	1900	2,029.20	Retrofit	TN36W-LED-DIM-FLAT	12	Dimmer 0-10V (2)	0.432	820.80	0.636	1,208.40
Baileyton	Interior main	106	F-F32T8-3	Troffer-2X4-Prismatic-Recessed	0.089	1.068	1900	2,029.20	Retrofit	TN36W-LED-DIM-FLAT	12	Dimmer 0-10V (2)	0.432	820.80	0.636	1,208.40
Baileyton	Interior main	106 RR mens	F-F32T8-2	Troffer-2X4-Prismatic-Recessed	0.059	0.413	2300	949.90	Retrofit	B15-LED	7		0.210	483.00	0.203	466.90
Baileyton	Interior main	106 RR mens	F-F32T8-2	Strip-1X4-Open - no lens-Surface	0.059	0.118	2300	271.40	Retrofit	B15-LED	2		0.060	138.00	0.058	133.40
Baileyton	Interior main	106 RR women	F-F32T8-2	Troffer-2X4-Prismatic-Recessed	0.059	0.413	2300	949.90	Retrofit	B15-LED	7		0.210	483.00	0.203	466.90
Baileyton	Interior main	106 RR women	F-F32T8-2	Strip-1X4-Open - no lens-Surface	0.059	0.118	2300	271.40	Retrofit	B15-LED	2		0.060	138.00	0.058	133.40
Baileyton	Interior main	Janitor 101	F-F32T8-2	Strip-1X4-Open - no lens-Surface	0.059	0.059	2300	135.70	Retrofit	B15-LED	1		0.030	69.00	0.029	66.70
Baileyton	Interior main	Stairs	F-F32T8-4	Troffer-2X4-Prismatic-Recessed	0.112	0.224	2300	515.20	Retrofit	B15-LED-RW	2		0.060	138.00	0.164	377.20
Baileyton	Interior main	Library	F-F32T8-2	Troffer-2X4-Prismatic-Recessed	0.059	0.885	2300	2,035.50	Retrofit	B15-LED	15	Class-1Pole-DT-2 (1)	0.450	724.50	0.435	1,311.00
Baileyton	Interior main	Library office	F-F32T8-2	Troffer-2X4-Prismatic-Recessed	0.059	0.118	2300	271.40	Retrofit	B15-LED	2		0.060	138.00	0.058	133.40
Baileyton	Interior main	Library office	No Existing-No Existing-0		0.000	0.000	0	0.00	Install	Lens 2x4	1		0.000	0.00	0.000	0.00
Baileyton	Interior main	Library office 2	F-F32T8-2	Troffer-2X4-Prismatic-Recessed	0.059	0.118	2300	271.40	Retrofit	B15-LED	2		0.060	138.00	0.058	133.40
Baileyton	Interior main	Upstairs classroom	F-F32T8-4	Troffer-2X4-Prismatic-Recessed	0.112	0.672	1900	1,276.80	Retrofit	TN36W-LED-DIM-FLAT	6	Dimmer 0-10V (2)	0.216	410.40	0.456	866.40
Baileyton	Interior main	Science lab	F-F32T8-4	Troffer-2X4-Prismatic-Recessed	0.112	0.896	1900	1,702.40	Retrofit	TN36W-LED-DIM-FLAT	8	Dimmer 0-10V (2)	0.288	547.20	0.608	1,155.20
Baileyton	Interior main	Language arts	F-F32T8-4	Troffer-2X4-Prismatic-Recessed	0.112	0.672	1900	1,276.80	Retrofit	TN36W-LED-DIM-FLAT	6	Dimmer 0-10V (2)	0.216	410.40	0.456	866.40
Baileyton	Interior main	Computer	F-F32T8-4	Troffer-2X4-Prismatic-Recessed	0.112	0.672	1900	1,276.80	Retrofit	TN36W-LED-DIM-FLAT	6	Dimmer 0-10V (2)	0.216	410.40	0.456	866.40
Baileyton	Interior main	Womens ttl	F-F32T8-4	Troffer-2X4-Prismatic-Recessed	0.112	0.224	2300	515.20	Retrofit	B15-LED-RW	2		0.060	138.00	0.164	377.20
Baileyton	Interior main	Upstairs hall	F-F32T8-4	Troffer-2X4-Prismatic-Recessed	0.112	0.896	2300	2,060.80	Retrofit	B15-LED-RW	8		0.240	552.00	0.656	1,508.80
Baileyton	Interior main	Math	F-F32T8-4	Troffer-2X4-Prismatic-Recessed	0.112	0.672	1900	1,276.80	Retrofit	TN36W-LED-DIM-FLAT	6	Dimmer 0-10V (2)	0.216	410.40	0.456	866.40
Baileyton	Interior main	Special ed	F-F32T8-4	Troffer-2X4-Prismatic-Recessed	0.112	0.448	1900	851.20	Retrofit	TN36W-LED-DIM-FLAT	4	Dimmer 0-10V (2)	0.144	273.60	0.304	577.60
Baileyton	Interior main	Special ed	F-F32T8-4	Troffer-2X4-Prismatic-Recessed	0.112	0.112	1900	212.80	Retrofit	TN36W-LED-DIM-FLAT	1		0.036	68.40	0.076	144.40
Baileyton	Interior main	Special ed	F-F32T8-4	Troffer-2X4-Prismatic-Recessed	0.112	0.112	1900	212.80	Retrofit	TN36W-LED-DIM-FLAT	1		0.036	68.40	0.076	144.40
Baileyton	Interior main	Mens th	F-F32T8-4	Troffer-2X4-Prismatic-Recessed	0.112	0.224	2300	515.20	Retrofit	B15-LED-RW	2		0.060	138.00	0.164	377.20
Baileyton	Interior main	4th grade	F-F32T8-4	Troffer-2X4-Prismatic-Recessed	0.112	0.448	1900	851.20	Retrofit	TN36W-LED-DIM-FLAT	4	Dimmer 0-10V (2)	0.144	273.60	0.304	577.60
Baileyton	Interior main	Chap one	F-F32T8-4	Troffer-2X4-Prismatic-Recessed	0.112	0.224	1900	425.60	Retrofit	TN36W-LED-DIM-FLAT	2	Dimmer 0-10V (2)	0.072	136.80	0.152	288.80
Baileyton	Interior main	Social studies	F-F32T8-4	Troffer-2X4-Prismatic-Recessed	0.112	0.672	1900	1,276.80	Retrofit	TN36W-LED-DIM-FLAT	6	Dimmer 0-10V (2)	0.216	410.40	0.456	866.40
Baileyton	Interior main	Science	F-F32T8-4	Troffer-2X4-Prismatic-Recessed	0.112	0.672	1900	1,276.80	Retrofit	TN36W-LED-DIM-FLAT	6	Dimmer 0-10V (2)	0.216	410.40	0.456	866.40
Baileyton	Interior main	Stairs 2	F-F32T8-4	Troffer-2X4-Prismatic-Recessed	0.112	0.112	2300	257.60	Retrofit	B15-LED-RW	1		0.030	69.00	0.082	188.60
Baileyton	Interior main	Office	F-F32T8-4	Troffer-2X4-Prismatic-Recessed	0.112	0.560	2300	1,288.00	Retrofit	B15-LED-RW	5		0.150	345.00	0.410	943.00
Baileyton	Interior main	Principal	F-F32T8-4	Troffer-2X4-Prismatic-Recessed	0.112	0.448	2300	1,030.40	Retrofit	B15-LED-RW	4		0.120	276.00	0.328	754.40
Baileyton	Interior main	Nurse	F-F32T8-4	Troffer-2X4-Prismatic-Recessed	0.112	0.224	2300	515.20	Retrofit	B15-LED-RW	2		0.060	138.00	0.164	377.20
Baileyton	Interior main	Cafeteria	F-F32T8-4	Troffer-2X4-Prismatic-Recessed	0.112	2.688	2300	6,182.40	Retrofit	B15-LED-RW	24	Class-1Pole-DT-2 (1)	0.720	1,159.20	1.968	5,023.20
Baileyton	Interior main	Cafeteria	F-F32T8-2	Wrap-1X4-Prismatic-Surface	0.059	0.118	2300	271.40	Retrofit	B15-LED	2		0.060	138.00	0.058	133.40
Baileyton	Interior main	Serving	F-F25T8/3FT_IS/R-1	Strip-1X3-Clear-Surface	0.027	0.054	2300	124.20	Replace	SNB08-LED	2		0.016	36.80	0.038	87.40
Baileyton	Interior main	Kitchen	F-F32T8-4	Troffer-2X4-Prismatic-Surface	0.112	0.336	2300	772.80	Replace	VTNB15-LED	3		0.090	207.00	0.246	565.80
Baileyton	Interior main	Kitchen	F-F32T8-2	Wrap-1X4-Prismatic-Surface	0.059	0.118	2300	271.40	Replace	VTNB15-LED	2		0.060	138.00	0.058	133.40
Baileyton	Interior main	Hood	CFL-CFC13_E-1	Jelly Jar-Medium-Clear-Surface-Vertical	0.013	0.078	2300	179.40	Retrofit	LED9W-SI	6		0.051	117.30	0.027	62.10
Baileyton	Interior main	Dry goods	F-F32T8-4	Troffer-2X4-Prismatic-Surface	0.112	0.112	2300	257.60	Retrofit	B15-LED-RW	1		0.030	69.00	0.082	188.60

Baileyton	Interior main	Mop	CFL-CFT13W-2	Square-Plug-in 2 Pin-Prismatic-Surface-Horizontal	0.031	0.031	2300	71.30	Retrofit	LED8PL-HOR-2	1		0.016	36.80	0.015	34.50	
Baileyton	Interior main	Kitchen RR	CFL-CFT13W-2	Square-Plug-in 2 Pin-Prismatic-Surface-Horizontal	0.031	0.031	2300	71.30	Retrofit	LED8PL-HOR-2	1		0.016	36.80	0.015	34.50	
Baileyton	Interior main	Cooler	F-F40T12_MSTD-2	Vapor Tight-1X4-Frosted-Surface	0.094	0.094	600	56.40	Retrofit	B15-LED	1		0.030	18.00	0.064	38.40	
Baileyton	Interior main	Freezer	F-F40T12_MSTD-2	Vapor Tight-1X4-Frosted-Surface	0.094	0.094	600	56.40	Retrofit	B15-LED	1		0.030	18.00	0.064	38.40	
Baileyton	Interior main	Entrance hall	F-F32T8-4	Troffer-2X4-Prismatic-Recessed	0.112	0.448	2300	1,030.40	Retrofit	B15-LED-RW	4		0.120	276.00	0.328	754.40	
Baileyton	Interior main	Gym floor	MH-MH400-1	Highbay-Mogul-Open - no lens-Pendant	0.458	9.160	2300	21,068.00	Retrofit	HBN92W-LED	20	Class-1Pole-DT-4-Cages (1)	1.640	2,750.80	7.320	18,317.20	
Baileyton	Interior main	Gym hall	F-F32T8-2	Troffer-2X4-Prismatic-Recessed	0.059	0.177	2300	407.10	Retrofit	B15-LED	3		0.090	207.00	0.087	200.10	
Baileyton	Interior main	Gym office	F-F32T8-4	Troffer-2X4-Prismatic-Recessed	0.112	0.224	2300	515.20	Retrofit	B15-LED-RW	2		0.060	138.00	0.164	377.20	
Baileyton	Interior main	Concessions	F-F32T8-1	Strip-1X4-Open - no lens-Surface	0.031	0.031	600	18.60	Retrofit	A15-LED	1		0.015	9.00	0.016	9.60	
Baileyton	Interior main	Back hall	F-F32T8-2	Wrap-1X4-Prismatic-Surface	0.059	0.236	2300	542.80	Retrofit	B15-LED	4		0.120	276.00	0.116	266.80	
Baileyton	Interior main	Womens gym	F-F32T8-2	Wrap-1X4-Prismatic-Surface	0.059	0.118	2300	271.40	Retrofit	B15-LED	2		0.060	138.00	0.058	133.40	
Baileyton	Interior main	Mens gym	F-F32T8-2	Wrap-1X4-Prismatic-Surface	0.059	0.118	2300	271.40	Retrofit	B15-LED	2		0.060	138.00	0.058	133.40	
Baileyton	Interior main	Locker	F-F32T8-2	Wrap-1X4-Prismatic-Surface	0.059	0.236	2300	542.80	Retrofit	B15-LED	4		0.120	276.00	0.116	266.80	
Baileyton	Interior main	Locker 2	F-F32T8-2	Wrap-1X4-Prismatic-Surface	0.059	0.354	2300	814.20	Retrofit	B15-LED	6		0.180	414.00	0.174	400.20	
Baileyton	Interior main	Office hall	F-F32T8-4	Troffer-2X4-Prismatic-Recessed	0.112	0.784	2300	1,803.20	Retrofit	B15-LED-RW	7		0.210	483.00	0.574	1,320.20	
Baileyton	Interior main	Main floor mens	F-F32T8-4	Troffer-2X4-Prismatic-Recessed	0.112	0.224	2300	515.20	Retrofit	B15-LED-RW	2		0.060	138.00	0.164	377.20	
Baileyton	Interior main	Main floor womens	F-F32T8-4	Troffer-2X4-Prismatic-Recessed	0.112	0.224	2300	515.20	Retrofit	B15-LED-RW	2		0.060	138.00	0.164	377.20	
Baileyton	Interior main	Trophy hall	F-F32T8-4	Troffer-2X4-Prismatic-Recessed	0.112	0.224	2300	515.20	Retrofit	B15-LED-RW	2		0.060	138.00	0.164	377.20	
Baileyton	Interior main	Trophy hall	CFL-CFT13W-2	Square-Plug-in 2 Pin-Prismatic-Surface-Horizontal	0.031	0.031	2300	71.30	Retrofit	LED8PL-HOR-2	1		0.016	36.80	0.015	34.50	
Baileyton	Interior main	Passage hall	F-F32T8-2	Troffer-2X4-Prismatic-Recessed	0.059	0.236	2300	542.80	Retrofit	B15-LED	4		0.120	276.00	0.116	266.80	
Baileyton	Interior main	106 hall	F-F32T8-2	Troffer-2X4-Prismatic-Recessed	0.059	0.708	2300	1,628.40	Retrofit	B15-LED	12		0.360	828.00	0.348	800.40	
Baileyton	Interior main	106 hall	No Existing-No Existing-0		0.000	0.000	0	0.00	Install	Lens 2x4	2		0.000	0.00	0.000	0.00	
Baileyton	Egress	Exit	EXIT-LED5W-1	Exit-White-Red-Surface-edit	0.005	0.095	8760	832.20	Replace	XN-120/277R-B-EL	19		0.076	665.76	0.019	166.44	
Baileyton	Egress	Exit	EXIT-LED5W-1	Exit-White-Red-Surface-edit	0.005	0.015	2300	34.50	Replace	XN-120/277R-B-EL-WG	3		0.012	27.60	0.003	6.90	
Baileyton	Egress	Bug eyes	EXIT-LED1 5W-2	Emergency-White-Clear-Surface-edit	0.003	0.006	8760	52.56	Replace	Emergency Bug Eyes - Replace	2		0.004	35.04	0.002	17.52	
Baileyton	Egress	Bug eyes	EXIT-LED1 5W-2	Emergency-White-Clear-Surface-edit	0.003	0.009	2300	20.70	Remove	Remove	0		0.000	0.00	0.009	20.70	
Baileyton	Egress	Add combo	No Existing-No Existing-0		0.000	0.000	0	0.00	Install	XN-120/277R-B-EL-Add	6		0.024	210.24	-0.024	-210.24	
Baileyton	Egress	Add bug	No Existing-No Existing-0		0.000	0.000	0	0.00	Install	Emergency Bug Eyes - Add	2		0.004	35.04	-0.004	-35.04	
Baileyton	Egress	Add bug	No Existing-No Existing-0		0.000	0.000	0	0.00	Install	Emergency Bug Eyes - Add Wicage	2		0.004	9.20	-0.004	-9.20	
Baileyton	Egress	Combo	EXIT-LED5W-1	Exit-White-Red-Surface-edit	0.005	0.010	8760	87.60	Replace	XN-120/277R-B-EL	2		0.008	70.08	0.002	17.52	
Baileyton	Egress	Add bug eyes RR's	No Existing-No Existing-0		0.000	0.000	0	0.00	Install	Emergency Bug Eyes - Add	8		0.016	140.16	-0.016	-140.16	
Baileyton	Exterior	Flood	LED-L9-1	Flood-Medium-Clear-Wall	0.009	0.018	4100	73.80	Do Nothing	Do Nothing	2		0.018	73.80	0.000	0.00	
Baileyton	Exterior	Canopy	MH-MH70-1	Canopy-Mogul-Frosted-Surface	0.095	0.095	4100	389.50	Replace	CSN28-LED	1		0.028	114.80	0.067	274.70	
Baileyton	Exterior	Wallpack	MH-MH70-1	Wallpack-Mogul-Prismatic-Wall	0.095	0.950	4100	3,895.00	Replace	WPN28LED	10		0.280	1,148.00	0.670	2,747.00	
Baileyton	Exterior	Can	MH-MH70-1	6-in Can-Mogul-Open - no lens-Recessed	0.065	0.285	4100	1,168.50	Retrofit	LED9W-SI	3		0.026	104.55	0.260	1,063.95	
Baileyton	Annex	Class 1	F-F32T8-4	Troffer-2X4-Prismatic-Suspended	0.112	1.456	1900	2,766.40	Retrofit	TN36W-LED-DIM-FLAT	13	Dimmer 0-10V (2)	0.468	889.20	0.988	1,877.20	
Baileyton	Annex	Closet	F-F32T8-4	Troffer-2X4-Prismatic-Recessed	0.112	0.336	600	201.60	Retrofit	B15-LED-RW	3		0.090	54.00	0.246	147.60	
Baileyton	Annex	Back hall	F-F32T8-2	Strip-1X4-Open - no lens-Surface	0.059	0.059	2300	135.70	Retrofit	B15-LED	1		0.030	69.00	0.029	66.70	
Baileyton	Annex	RR	CFL-CFT13W-2	Square-Plug-in 2 Pin-Prismatic-Surface-Horizontal	0.031	0.031	2300	71.30	Retrofit	LED8PL-HOR-2	1		0.016	36.80	0.015	34.50	
Baileyton	Annex	Class 2	F-F32T8-4	Troffer-2X4-Prismatic-Recessed	0.112	0.896	1900	1,702.40	Retrofit	TN36W-LED-DIM-FLAT	6	Dimmer 0-10V (2)	0.288	547.20	0.608	1,155.20	
Baileyton	Annex	RR	LED-L9-1	Security-Medium-Open - no lens-Recessed	0.009	0.009	2300	20.70	Relamp	LED9W-SI	1		0.009	19.55	0.001	1.15	
Baileyton	Annex	Kitchen	F-F32T8-4	Troffer-2X4-Prismatic-Recessed	0.112	0.112	2300	257.60	Retrofit	B15-LED-RW	1		0.030	69.00	0.082	188.60	
Baileyton	Annex	Toys	F-F32T8-4	Troffer-2X4-Prismatic-Recessed	0.112	0.112	2300	257.60	Retrofit	B15-LED-RW	1		0.030	69.00	0.082	188.60	
Baileyton	Annex	Backpack	F-F32T8-4	Troffer-2X4-Prismatic-Recessed	0.112	0.112	2300	257.60	Retrofit	B15-LED-RW	1		0.030	69.00	0.082	188.60	
Baileyton	Annex	Storage	F-F32T8-4	Troffer-2X4-Prismatic-Recessed	0.112	0.112	600	67.20	Retrofit	B15-LED-RW	1		0.030	18.00	0.082	49.20	
Camp Creek	Interior	Office	F-F32T8-3	Troffer-2X4-Prismatic-Recessed	0.089	0.356	1900	676.40	Retrofit	B15-LED-RW	4		0.120	228.00	0.236	448.40	
Camp Creek	Interior	Principal	F-F32T8-3	Troffer-2X4-Prismatic-Recessed	0.089	0.267	1900	507.30	Retrofit	B15-LED-RW	3		0.090	171.00	0.177	336.30	
Camp Creek	Interior	Entrance	F-F32T8-4	Troffer-2X4-Prismatic-Recessed	0.112	0.224	1900	425.60	Retrofit	B15-LED-RW	2		0.060	114.00	0.164	311.60	
Camp Creek	Interior	Main hall	F-F32T8-4	Troffer-2X4-Prismatic-Recessed	0.112	1.008	1900	1,915.20	Retrofit	B15-LED-RW	9		0.270	513.00	0.738	1,402.20	
Camp Creek	Interior	Main hall	F-F32T8-2	Troffer-2X4-Prismatic-Recessed	0.059	0.177	1900	336.30	Retrofit	B15-LED	3		0.090	171.00	0.087	165.30	
Camp Creek	Interior	Main hall	F-F32T8-2	Troffer-2X4-Prismatic-Recessed-EMB	0.059	0.059	1900	112.10	Retrofit	B15-LED-EMB	1		0.031	58.90	0.028	53.20	
Camp Creek	Interior	Janitor	F-F32T8-2	Strip-1X4-Open - no lens-Surface	0.059	0.059	600	35.40	Retrofit	B15-LED	1		0.030	18.00	0.029	17.40	
Camp Creek	Interior	Storage	F-F32T8-2	Strip-1X4-Open - no lens-Surface	0.059	0.059	600	35.40	Retrofit	B15-LED	1		0.030	18.00	0.029	17.40	
Camp Creek	Interior	224 hall	F-F32T8-2	Troffer-2X4-Prismatic-Recessed	0.059	1.003	1900	1,905.70	Retrofit	B15-LED	17		0.510	969.00	0.493	936.70	
Camp Creek	Interior	224 hall	F-F32T8-2	Troffer-2X4-Prismatic-Recessed	0.059	0.059	1900	112.10	Retrofit	B15-LED	1		0.030	57.00	0.029	55.10	
Camp Creek	Interior	224	F-F32T8-3	Troffer-2X4-Prismatic-Recessed	0.089	0.356	1900	676.40	Retrofit	B15-LED-RW	4		0.120	228.00	0.236	448.40	
Camp Creek	Interior	222	F-F32T8-2	Troffer-2X4-Prismatic-Recessed-EMB	0.059	0.059	1900	112.10	Retrofit	B15-LED-EMB	1		0.031	58.90	0.028	53.20	
Camp Creek	Interior	220	F-F32T8-3	Troffer-2X4-Prismatic-Recessed	0.089	1.068	1300	1,388.40	Retrofit	TN36W-LED-DIM-FLAT	12	Dimmer 0-10V (2)	0.432	561.60	0.636	826.80	
Camp Creek	Interior	207	F-F32T8-3	Troffer-2X4-Prismatic-Recessed	0.089	1.068	1300	1,388.40	Retrofit	TN36W-LED-DIM-FLAT	12	Dimmer 0-10V (2)	0.432	561.60	0.636	826.80	
Camp Creek	Interior	208	F-F32T8-3	Troffer-2X4-Prismatic-Recessed	0.089	1.068	1300	1,388.40	Retrofit	TN36W-LED-DIM-FLAT	12	Dimmer 0-10V (2)	0.432	561.60	0.636	826.80	

Camp Creek	Interior	Restroom entry	F-F32T8-2	Troffer-2X4-Prismatic-Recessed	0.059	0.118	1900	224.20	Retrofit	B15-LED	2		0.060	114.00	0.058	110.20
Camp Creek	Interior	Restroom entry	F-F32T8-2	Strip-1X4-Open - no lens-Surface	0.059	0.177	1900	336.30	Retrofit	B15-LED	3		0.090	171.00	0.087	165.30
Camp Creek	Interior	Boys	F-F32T8-2	Troffer-2X4-Prismatic-Recessed	0.059	0.236	1900	448.40	Retrofit	B15-LED	4		0.120	228.00	0.116	220.40
Camp Creek	Interior	Boys	F-F32T8-2	Troffer-2X4-Prismatic-Recessed-EMB	0.059	0.059	1900	112.10	Retrofit	B15-LED-EMB	1		0.031	58.90	0.028	53.20
Camp Creek	Interior	Janitor	F-F32T8-2	Strip-1X4-Open - no lens-Surface	0.059	0.236	600	141.60	Retrofit	B15-LED	4		0.120	72.00	0.116	69.60
Camp Creek	Interior	Girls	F-F32T8-2	Troffer-2X4-Prismatic-Recessed	0.059	0.236	1900	448.40	Retrofit	B15-LED	4		0.120	228.00	0.118	220.40
Camp Creek	Interior	Girls	F-F32T8-2	Troffer-2X4-Prismatic-Recessed-EMB	0.059	0.059	1900	112.10	Retrofit	B15-LED-EMB	1		0.031	58.90	0.028	53.20
Camp Creek	Interior	209	F-F32T8-3	Troffer-2X4-Prismatic-Recessed	0.089	0.712	1300	925.60	Retrofit	TN36W-LED-DIM-FLAT	8	Dimmer 0-10V (2)	0.288	374.40	0.424	551.20
Camp Creek	Interior	210	F-F32T8-3	Troffer-2X4-Prismatic-Recessed	0.089	0.712	1300	925.60	Retrofit	TN36W-LED-DIM-FLAT	8	Dimmer 0-10V (2)	0.288	374.40	0.424	551.20
Camp Creek	Interior	211	F-F32T8-3	Troffer-2X4-Prismatic-Recessed	0.089	1.068	1300	1,388.40	Retrofit	TN36W-LED-DIM-FLAT	12	Dimmer 0-10V (2)	0.432	561.60	0.636	826.80
Camp Creek	Interior	212	F-F32T8-3	Troffer-2X4-Prismatic-Recessed	0.089	1.068	1300	1,388.40	Retrofit	TN36W-LED-DIM-FLAT	12	Dimmer 0-10V (2)	0.432	561.60	0.636	826.80
Camp Creek	Interior	213	F-F32T8-3	Troffer-2X4-Prismatic-Recessed	0.089	1.068	1300	1,388.40	Retrofit	TN36W-LED-DIM-FLAT	12	Dimmer 0-10V (2)	0.432	561.60	0.636	826.80
Camp Creek	Interior	214	F-F32T8-3	Troffer-2X4-Prismatic-Recessed	0.089	1.068	1300	1,388.40	Retrofit	TN36W-LED-DIM-FLAT	12	Dimmer 0-10V (2)	0.432	561.60	0.636	826.80
Camp Creek	Interior	124	F-F32T8-4	Troffer-2X4-Prismatic-Recessed	0.112	1.008	1300	1,310.40	Retrofit	TN36W-LED-DIM-FLAT	9	Dimmer 0-10V (2)	0.324	421.20	0.684	889.20
Camp Creek	Interior	126	F-F32T8-4	Troffer-2X4-Prismatic-Recessed	0.112	0.784	1900	1,489.60	Retrofit	TN36W-LED-DIM-FLAT	7	Dimmer 0-10V (2)	0.252	478.80	0.532	1,010.80
Camp Creek	Interior	126	F-F32T8-4	Troffer-2X4-Prismatic-Recessed	0.112	0.224	2600	582.40	Retrofit	B15-LED-RW	2		0.060	156.00	0.164	426.40
Camp Creek	Interior	127	F-F32T8-4	Troffer-2X4-Prismatic-Recessed	0.112	1.008	1300	1,310.40	Retrofit	TN36W-LED-DIM-FLAT	9	Dimmer 0-10V (2)	0.324	421.20	0.684	889.20
Camp Creek	Interior	Gym lobby	F-F32T8-4	Troffer-2X4-Prismatic-Recessed	0.112	0.672	1900	1,276.80	Retrofit	B15-LED-RW	6		0.180	342.00	0.492	934.80
Camp Creek	Interior	Boys	F-F32T8-4	Troffer-2X4-Prismatic-Recessed	0.112	0.224	1900	425.60	Retrofit	B15-LED-RW	2		0.060	114.00	0.164	311.60
Camp Creek	Interior	Girls	F-F32T8-4	Troffer-2X4-Prismatic-Recessed	0.112	0.224	1900	425.60	Retrofit	B15-LED-RW	2		0.060	114.00	0.164	311.60
Camp Creek	Interior	Concessions	F-F32T8-4	Troffer-2X4-Prismatic-Recessed	0.112	0.336	600	201.60	Retrofit	B15-LED-RW	3		0.090	54.00	0.246	147.60
Camp Creek	Interior	Gym	MH-MH400-1	Highbay-Mogul-Clear-Surface	0.458	9.160	1900	17,404.00	Retrofit	HBN92W-LED	20	Class-1Pole-DT-4-Cages (1)	1.840	2,272.40	7.320	15,131.60
Camp Creek	Interior	Storage	F-F32T8-4	Troffer-2X4-Prismatic-Recessed	0.112	0.224	1900	425.60	Retrofit	B15-LED-RW	2		0.060	114.00	0.164	311.60
Camp Creek	Interior	Office	F-F32T8-4	Troffer-2X4-Prismatic-Recessed	0.112	0.336	1900	638.40	Retrofit	B15-LED-RW	3		0.090	171.00	0.246	467.40
Camp Creek	Interior	Electric	F-F32T8-4	Troffer-2X4-Prismatic-Recessed	0.112	0.224	600	134.40	Retrofit	B15-LED-RW	2		0.060	36.00	0.164	98.40
Camp Creek	Interior	Storage	F-F32T8-4	Troffer-2X4-Prismatic-Recessed	0.112	0.112	600	67.20	Retrofit	B15-LED-RW	1		0.030	18.00	0.082	49.20
Camp Creek	Interior	Storage	CFL-64W-1	Keyless-Medium-Open - no lens-Surface-Vertical	0.064	0.064	600	38.40	Replace	LED9W-SI	1		0.009	5.10	0.056	33.30
Camp Creek	Interior	RR	F-F32T8-4	Troffer-2X4-Prismatic-Recessed	0.112	0.112	600	67.20	Retrofit	B15-LED-RW	1		0.030	18.00	0.082	49.20
Camp Creek	Interior	RR	INCAN-I60-1	Square-Medium-Frosted-Recessed-edit	0.060	0.060	600	36.00	Retrofit	LED9W-SI	1		0.009	5.10	0.052	30.90
Camp Creek	Interior	120 hall	F-F32T8-4	Troffer-2X4-Prismatic-Recessed	0.112	1.568	1900	2,979.20	Retrofit	B15-LED-RW	14		0.420	798.00	1.148	2,181.20
Camp Creek	Interior	120	F-F32T8-4	Troffer-2X4-Prismatic-Recessed	0.112	1.008	1300	1,310.40	Retrofit	TN36W-LED-DIM-FLAT	9	Dimmer 0-10V (2)	0.324	421.20	0.684	889.20
Camp Creek	Interior	113	F-F32T8-4	Troffer-2X4-Prismatic-Recessed	0.112	0.672	1900	1,276.80	Retrofit	TN36W-LED-DIM-FLAT	6	Dimmer 0-10V (2)	0.216	410.40	0.456	866.40
Camp Creek	Interior	118	F-F32T8-4	Troffer-2X4-Prismatic-Recessed	0.112	1.008	1300	1,310.40	Retrofit	TN36W-LED-DIM-FLAT	9	Dimmer 0-10V (2)	0.324	421.20	0.684	889.20
Camp Creek	Interior	111	F-F32T8-4	Troffer-2X4-Prismatic-Recessed	0.112	1.008	1300	1,310.40	Retrofit	TN36W-LED-DIM-FLAT	9	Dimmer 0-10V (2)	0.324	421.20	0.684	889.20
Camp Creek	Interior	Boys	F-F32T8-4	Troffer-2X4-Prismatic-Recessed	0.112	0.336	1900	638.40	Retrofit	B15-LED-RW	3		0.090	171.00	0.246	467.40
Camp Creek	Interior	Janitor	F-F32T8-2	Strip-1X4-Open - no lens-Surface	0.059	0.059	600	35.40	Retrofit	B15-LED	1		0.030	18.00	0.029	17.40
Camp Creek	Interior	Girls	F-F32T8-4	Troffer-2X4-Prismatic-Recessed	0.112	0.336	1900	638.40	Retrofit	B15-LED-RW	3		0.090	171.00	0.246	467.40
Camp Creek	Interior	116	F-F32T8-4	Troffer-2X4-Prismatic-Recessed	0.112	1.008	1300	1,310.40	Retrofit	TN36W-LED-DIM-FLAT	9	Dimmer 0-10V (2)	0.324	421.20	0.684	889.20
Camp Creek	Interior	Library	F-F32T8-4	Troffer-2X4-Prismatic-Recessed	0.112	1.680	1900	3,192.00	Retrofit	B15-LED-RW	15	Class-1Pole-DT-2 (1)	0.450	598.50	1.230	2,593.50
Camp Creek	Interior	114	F-F32T8-4	Troffer-2X4-Prismatic-Recessed	0.112	0.224	1900	425.60	Retrofit	B15-LED-RW	2		0.060	114.00	0.164	311.60
Camp Creek	Interior	114	UFL-FU31T8:6-2	2X2-Troffer-Prismatic-Recessed	0.059	0.059	1900	112.10	Retrofit	B08-LED- RW	1		0.016	30.40	0.043	81.70
Camp Creek	Interior	114	F-F17T8-2	Strip-1X2-Open - no lens-Surface	0.045	0.045	1900	85.50	Retrofit	B08-LED	1		0.016	30.40	0.029	55.10
Camp Creek	Interior	112	F-F32T8-4	Troffer-2X4-Prismatic-Recessed	0.112	0.336	1900	638.40	Retrofit	B15-LED-RW	3		0.090	171.00	0.246	467.40
Camp Creek	Interior	112 RR	F-F17T8-2	Strip-1X2-Open - no lens-Surface	0.045	0.045	1900	85.50	Retrofit	B08-LED	1		0.016	30.40	0.029	55.10
Camp Creek	Interior	112 office	F-F32T8-4	Troffer-2X4-Prismatic-Recessed	0.112	0.224	1900	425.60	Retrofit	B15-LED-RW	2		0.060	114.00	0.164	311.60
Camp Creek	Interior	112 office RR	F-F32T8-4	Troffer-2X4-Prismatic-Recessed	0.112	0.224	1900	425.60	Retrofit	B15-LED-RW	2		0.060	114.00	0.164	311.60
Camp Creek	Interior	Cafeteria	F-F32T8-4	Wrap-2X4-Prismatic-Surface	0.112	0.784	1900	1,489.60	Retrofit	B15-LED-RW	7	Class-1Pole-DT-3 (1)	0.210	279.30	0.574	1,210.30
Camp Creek	Interior	Kitchen	F-F32T8-4	Wrap-2X4-Prismatic-Surface	0.112	1.120	1900	2,128.00	Replace	VTNB15-LED	10		0.300	570.00	0.820	1,558.00
Camp Creek	Interior	Kitchen	F-F32T8-2	Wrap-2X4-Prismatic-Surface	0.059	0.118	1900	224.20	Replace	VTNB15-LED	2		0.060	114.00	0.058	110.20
Camp Creek	Interior	Hood	INCAN-I60-1	Jelly Jar-Medium-Open - no lens-Surface-edit	0.060	0.360	1900	684.00	Retrofit	LED9W-SI	6		0.051	96.90	0.309	587.10
Camp Creek	Interior	Kitchen RR	F-F17T8-2	Strip-1X2-Open - no lens-Surface	0.045	0.090	1900	171.00	Retrofit	B08-LED	2		0.032	60.80	0.058	110.20
Camp Creek	Interior	Kitchen office	F-F32T8-4	Troffer-2X4-Prismatic-Recessed	0.112	0.112	1900	212.80	Retrofit	B15-LED-RW	1		0.030	57.00	0.082	155.80
Camp Creek	Interior	Janitor	F-F17T8-2	Strip-1X2-Open - no lens-Surface	0.045	0.045	600	27.00	Retrofit	B08-LED	1		0.016	9.60	0.029	17.40
Camp Creek	Interior	Dry storage	F-F32T8-2	Wrap-1X4-Prismatic-Surface	0.059	0.118	1900	224.20	Retrofit	B15-LED	2		0.060	114.00	0.058	110.20
Camp Creek	Interior	Freezer	F-F32T8-2	Vapor Tight-1X4-Prismatic-Surface	0.059	0.059	1900	112.10	Replace	VTNB15-LED	1		0.030	57.00	0.029	55.10
Camp Creek	Interior	Cooler	F-F32T8-2	Vapor Tight-1X4-Prismatic-Surface	0.059	0.059	1900	112.10	Replace	VTNB15-LED	1		0.030	57.00	0.029	55.10
Camp Creek	Interior	108 hall	F-F32T8-4	Troffer-2X4-Prismatic-Recessed	0.112	1.680	1900	3,192.00	Retrofit	B15-LED-RW	15		0.450	855.00	1.230	2,337.00
Camp Creek	Interior	109	F-F32T8-4	Troffer-2X4-Prismatic-Recessed	0.112	1.568	1300	2,038.40	Retrofit	TN36W-LED-DIM-FLAT	14	Dimmer 0-10V (2)	0.504	655.20	1.064	1,383.20
Camp Creek	Interior	108	F-F32T8-1	Wrap-1X4-Prismatic-Surface	0.031	0.062	1900	117.80	Retrofit	A15-LED	2		0.030	57.00	0.032	60.80
Camp Creek	Interior	106	F-F32T8-4	Troffer-2X4-Prismatic-Recessed	0.112	1.008	1900	1,915.20	Retrofit	TN36W-LED-DIM-FLAT	9	Dimmer 0-10V (2)	0.324	615.60	0.684	1,299.60

Camp Creek	Interior	106	F-F32T8-1	Wrap-1X4-Prismatic-Surface	0.031	0.062	1900	117.80	Retrofit	A15-LED	2		0.030	57.00	0.032	60.80
Camp Creek	Interior	105	F-F32T8-4	Troffer-2X4-Prismatic-Recessed	0.112	1.008	1900	1,915.20	Retrofit	TN36W-LED-DIM-FLAT	9	Dimmer 0-10V (2)	0.324	615.60	0.684	1,299.60
Camp Creek	Interior	105	F-F32T8-1	Wrap-1X4-Prismatic-Surface	0.031	0.062	1900	117.80	Retrofit	A15-LED	2		0.030	57.00	0.032	60.80
Camp Creek	Interior	104	F-F32T8-4	Troffer-2X4-Prismatic-Recessed	0.112	1.008	1900	1,915.20	Retrofit	TN36W-LED-DIM-FLAT	9	Dimmer 0-10V (2)	0.324	615.60	0.684	1,299.60
Camp Creek	Interior	104	F-F32T8-1	Wrap-1X4-Prismatic-Surface	0.031	0.062	1900	117.80	Retrofit	A15-LED	2		0.030	57.00	0.032	60.80
Camp Creek	Interior	103	F-F32T8-4	Troffer-2X4-Prismatic-Recessed	0.112	1.008	1900	1,915.20	Retrofit	TN36W-LED-DIM-FLAT	9	Dimmer 0-10V (2)	0.324	615.60	0.684	1,299.60
Camp Creek	Interior	103	F-F32T8-1	Wrap-1X4-Prismatic-Surface	0.031	0.062	1900	117.80	Retrofit	A15-LED	2		0.030	57.00	0.032	60.80
Camp Creek	Interior	102	F-F32T8-4	Troffer-2X4-Prismatic-Recessed	0.112	1.008	1900	1,915.20	Retrofit	TN36W-LED-DIM-FLAT	9	Dimmer 0-10V (2)	0.324	615.60	0.684	1,299.60
Camp Creek	Interior	102	F-F32T8-1	Wrap-1X4-Prismatic-Surface	0.031	0.062	1900	117.80	Retrofit	A15-LED	2		0.030	57.00	0.032	60.80
Camp Creek	Interior	101	F-F32T8-4	Troffer-2X4-Prismatic-Recessed	0.112	1.008	1900	1,915.20	Retrofit	TN36W-LED-DIM-FLAT	9	Dimmer 0-10V (2)	0.324	615.60	0.684	1,299.60
Camp Creek	Interior	101	F-F32T8-1	Wrap-1X4-Prismatic-Surface	0.031	0.062	1900	117.80	Retrofit	A15-LED	2		0.030	57.00	0.032	60.80
Camp Creek	Egress	Exit	EXIT-I20-2	Exit-White-Red-Surface-edit	0.040	0.640	8760	5,606.40	Replace	XN-120/277R-B-EL	16		0.064	560.64	0.576	5,045.76
Camp Creek	Egress	Bug eye	EXIT-I5-2	Emergency-White-Clear-Wall-edit	0.010	0.090	8760	788.40	Replace	Emergency Bug Eyes - Replace	9		0.018	157.68	0.072	630.72
Camp Creek	Egress	Add bug eye	No Existing-No Existing-0		0.000	0.000	0	0.00	Install	Emergency Bug Eyes - Add	7		0.014	122.64	-0.014	-122.64
Camp Creek	Egress	Add combo	No Existing-No Existing-0		0.000	0.000	0	0.00	Install	XN-120/277R-B-EL-Add	3		0.012	105.12	-0.012	-105.12
Camp Creek	Egress	bug eyes gym	EXIT-I5-2	Emergency-White-Clear-Wall-edit	0.010	0.040	8760	350.40	Replace	Emergency Bug Eyes - Replace w/ Cage	4		0.008	70.08	0.032	280.32
Camp Creek	Egress	exit signs gym	EXIT-I20-2	Exit-White-Red-Surface-edit	0.040	0.160	8760	1,401.60	Replace	XN-120/277R-B-EL-WG	4		0.016	140.16	0.144	1,261.44
Camp Creek	Exterior	Canopy	HPS-HPS50-1	Drum-Medium-Frosted-Surface-Vertical	0.066	0.462	4100	1,894.20	Replace	CSN28-LED	7		0.198	803.60	0.266	1,090.60
Camp Creek	Exterior	Wallpack	HPS-HPS70-1	Wallpack-Mogul-Clear-Wall	0.095	1.235	4100	5,063.50	Replace	WPN28LED	13		0.364	1,492.40	0.871	3,571.10
Camp Creek	Exterior	Flood	LED-L60-1	Flood-Medium-Clear-Surface	0.060	0.060	4100	246.00	Do Nothing	Do Nothing	1		0.060	246.00	0.000	0.00
Camp Creek	Exterior	Canopy	INCAN-I60-1	Square-Medium-Frosted-Recessed-edit	0.060	0.060	4100	246.00	Replace	CSN28-LED	1		0.028	114.80	0.032	131.20
Camp Creek	Exterior	Can	LED-L9-1	6-in Can-Medium-Open - no lens-Recessed-edit	0.009	0.009	4100	36.90	Do Nothing	Do Nothing	1		0.009	36.90	0.000	0.00
Chuckey Doak Middle	Interior	Entrance	F-F32T8-4	Troffer-2X4-Prismatic-Recessed	0.112	0.560	2300	1,288.00	Retrofit	B15-LED-RW	5		0.150	345.00	0.410	943.00
Chuckey Doak Middle	Interior	Main office	F-F32T8-4	Troffer-2X4-Prismatic-Recessed	0.112	0.672	2300	1,545.60	Retrofit	B15-LED-RW	6		0.180	414.00	0.492	1,131.60
Chuckey Doak Middle	Interior	Vault	CFL-CFC13_E-1	Keyless -Medium-Open - no lens-Surface-Vertical	0.013	0.026	600	15.60	Retrofit	LED9W-SI	2		0.017	10.20	0.009	5.40
Chuckey Doak Middle	Interior	Office 2	F-F32T8-4	Troffer-2X4-Prismatic-Recessed	0.112	0.224	2300	515.20	Retrofit	B15-LED-RW	2		0.060	138.00	0.164	377.20
Chuckey Doak Middle	Interior	RR	F-F32T8-2	Wrap-1X4-Prismatic-Surface	0.059	0.059	2300	135.70	Retrofit	B15-LED	1		0.030	69.00	0.029	66.70
Chuckey Doak Middle	Interior	Principal	F-F32T8-4	Troffer-2X4-Prismatic-Recessed	0.112	0.336	2300	772.80	Retrofit	B15-LED-RW	3		0.090	207.00	0.246	565.80
Chuckey Doak Middle	Interior	Principal RR	F-F20T12_MSTD-2	Strip-1X2-Open - no lens-Surface	0.056	0.056	2300	128.80	Retrofit	B08-LED	1		0.016	36.80	0.040	92.00
Chuckey Doak Middle	Interior	Janitor	F-F32T8-2	Strip-1X4-Open - no lens-Surface	0.059	0.059	600	35.40	Retrofit	B15-LED	1		0.030	18.00	0.029	17.40
Chuckey Doak Middle	Interior	Assistant principal	F-F32T8-2	Troffer-2X4-Prismatic-Recessed	0.059	0.236	2300	542.80	Retrofit	B15-LED	4		0.120	276.00	0.116	266.80
Chuckey Doak Middle	Interior	Cafeteria	F-F32T8-4	Troffer-2X4-Prismatic-Recessed	0.112	3.360	2300	7,728.00	Retrofit	B15-LED-RW	30	Class-1Pole-DT-2 (1)	0.900	1,449.00	2.460	6,279.00
Chuckey Doak Middle	Interior	Kitchen	F-F32T8-4	Troffer-2X4-Prismatic-Recessed	0.112	1.120	2300	2,576.00	Retrofit	B15-LED-RW	10		0.300	690.00	0.820	1,886.00
Chuckey Doak Middle	Interior	Hood	CFL-CFC13_E-1	Jelly Jar-Medium-Clear-Surface-Vertical	0.013	0.039	2300	89.70	Retrofit	LED9W-SI	3		0.026	58.65	0.014	31.05
Chuckey Doak Middle	Interior	Hood	LED-L9-1	Jelly jar-Medium-Clear-Surface-edit	0.009	0.027	2300	62.10	Retrofit	LED9W-SI	3		0.026	58.65	0.002	3.45
Chuckey Doak Middle	Interior	Kitchen mop	F-F17T8-2	Strip-1X2-Open - no lens-Surface	0.045	0.045	2300	103.50	Retrofit	B08-LED	1		0.016	36.80	0.029	66.70
Chuckey Doak Middle	Interior	Kitchen RR	F-F17T8-2	Strip-1X2-Open - no lens-Surface	0.045	0.045	2300	103.50	Retrofit	B08-LED	1		0.016	36.80	0.029	66.70
Chuckey Doak Middle	Interior	Dry goods	F-F32T8-2	Strip-1X4-Open - no lens-Surface	0.059	0.059	2300	135.70	Retrofit	B15-LED	1		0.030	69.00	0.029	66.70
Chuckey Doak Middle	Interior	Cooler	F-F32T8-2	Vapor Tight-1X4-Prismatic-Surface	0.059	0.059	600	35.40	Retrofit	B15-LED	1		0.030	18.00	0.029	17.40
Chuckey Doak Middle	Interior	Freezer	F-F32T8-2	Vapor Tight-1X4-Prismatic-Surface	0.059	0.118	600	70.80	Retrofit	B15-LED	2		0.060	36.00	0.058	34.80
Chuckey Doak Middle	Interior	Kitchen storage	F-F32T8-4	Troffer-2X4-Prismatic-Recessed	0.112	0.224	2300	515.20	Retrofit	B15-LED-RW	2		0.060	138.00	0.164	377.20
Chuckey Doak Middle	Interior	Kitchen office	F-F32T8-4	Troffer-2X4-Prismatic-Recessed	0.112	0.224	2300	515.20	Retrofit	B15-LED-RW	2		0.060	138.00	0.164	377.20
Chuckey Doak Middle	Interior	204	F-F32T8-4	Troffer-2X4-Prismatic-Recessed	0.112	1.232	1900	2,340.80	Retrofit	TN36W-LED-DIM-FLAT	11	Dimmer 0-10V (2)	0.396	752.40	0.836	1,588.40
Chuckey Doak Middle	Interior	204	F-F32T8-4	Troffer-2X4-Prismatic-Recessed-EMB	0.112	0.112	1900	212.80	Retrofit	TN36W-LED-DIM-FLAT-EMB	1		0.036	68.40	0.076	144.40
Chuckey Doak Middle	Interior	207	F-F32T8-4	Troffer-2X4-Prismatic-Recessed	0.112	1.456	1900	2,766.40	Retrofit	TN36W-LED-DIM-FLAT	13	Dimmer 0-10V (2)	0.468	889.20	0.988	1,877.20
Chuckey Doak Middle	Interior	207	F-F32T8-4	Troffer-2X4-Prismatic-Recessed-EMB	0.112	0.112	1900	212.80	Retrofit	TN36W-LED-DIM-FLAT-EMB	1		0.036	68.40	0.076	144.40
Chuckey Doak Middle	Interior	205	F-F32T8-4	Troffer-2X4-Prismatic-Recessed	0.112	1.568	1900	2,979.20	Retrofit	TN36W-LED-DIM-FLAT	14	Dimmer 0-10V (2)	0.504	957.60	1.064	2,021.60
Chuckey Doak Middle	Interior	205	F-F32T8-4	Troffer-2X4-Prismatic-Recessed-EMB	0.112	0.112	1900	212.80	Retrofit	TN36W-LED-DIM-FLAT-EMB	1		0.036	68.40	0.076	144.40
Chuckey Doak Middle	Interior	206	F-F32T8-4	Troffer-2X4-Prismatic-Recessed	0.112	1.456	1900	2,766.40	Retrofit	TN36W-LED-DIM-FLAT	13	Dimmer 0-10V (2)	0.468	889.20	0.988	1,877.20
Chuckey Doak Middle	Interior	206	F-F32T8-4	Troffer-2X4-Prismatic-Recessed-EMB	0.112	0.112	1900	212.80	Retrofit	TN36W-LED-DIM-FLAT-EMB	1		0.036	68.40	0.076	144.40
Chuckey Doak Middle	Interior	209	F-F32T8-4	Troffer-2X4-Prismatic-Recessed	0.112	1.008	1900	1,915.20	Retrofit	TN36W-LED-DIM-FLAT	9	Dimmer 0-10V (2)	0.324	615.60	0.684	1,299.60
Chuckey Doak Middle	Interior	209	F-F32T8-4	Troffer-2X4-Prismatic-Recessed-EMB	0.112	0.112	1900	212.80	Retrofit	TN36W-LED-DIM-FLAT-EMB	1		0.036	68.40	0.076	144.40
Chuckey Doak Middle	Interior	Men	F-F32T8-4	Troffer-2X4-Prismatic-Recessed	0.112	0.224	2300	515.20	Retrofit	B15-LED-RW	2		0.060	138.00	0.164	377.20
Chuckey Doak Middle	Interior	208	F-F32T8-4	Troffer-2X4-Prismatic-Recessed	0.112	0.896	1900	1,702.40	Retrofit	TN36W-LED-DIM-FLAT	8	Dimmer 0-10V (2)	0.288	547.20	0.608	1,155.20
Chuckey Doak Middle	Interior	208	F-F32T8-4	Troffer-2X4-Prismatic-Recessed-EMB	0.112	0.112	1900	212.80	Retrofit	TN36W-LED-DIM-FLAT-EMB	1		0.036	68.40	0.076	144.40
Chuckey Doak Middle	Interior	Girls	F-F32T8-4	Troffer-2X4-Prismatic-Recessed	0.112	0.224	2300	515.20	Retrofit	B15-LED-RW	2		0.060	138.00	0.164	377.20
Chuckey Doak Middle	Interior	Stairs	F-F32T8-4	Troffer-2X4-Prismatic-Recessed-EMB	0.112	0.224	2300	515.20	Retrofit	B15-LED-RW-EMB	2		0.062	142.60	0.162	372.60
Chuckey Doak Middle	Interior	Stairs	F-F32T8-2	Wrap-1X4-Prismatic-Surface	0.059	0.118	2300	271.40	Retrofit	B15-LED	2		0.060	138.00	0.058	133.40
Chuckey Doak Middle	Interior	101	F-F32T8-4	Troffer-2X4-Prismatic-Recessed	0.112	0.896	1900	1,702.40	Retrofit	TN36W-LED-DIM-FLAT	8	Dimmer 0-10V (2)	0.288	547.20	0.608	1,155.20
Chuckey Doak Middle	Interior	101	F-F32T8-4	Troffer-2X4-Prismatic-Recessed-EMB	0.112	0.112	1900	212.80	Retrofit	TN36W-LED-DIM-FLAT-EMB	1	Dimmer 0-10V (2)	0.036	68.40	0.076	144.40

Chuckey Doak Middle	Interior	Basement hall 1	F-F32T8-2	Wrap-1X4-Prismatic-Surface	0.059	0.236	2300	542.80	Retrofit	B15-LED	4		0.120	276.00	0.116	266.80
Chuckey Doak Middle	Interior	Womens	F-F32T8-2	Wrap-1X4-Prismatic-Surface	0.059	0.177	2300	407.10	Retrofit	B15-LED	3		0.090	207.00	0.087	200.10
Chuckey Doak Middle	Interior	104 hall	F-F32T8-2	Wrap-1X4-Prismatic-Surface	0.059	0.295	2300	678.50	Retrofit	B15-LED	5		0.150	345.00	0.145	333.50
Chuckey Doak Middle	Interior	103	F-F32T8-4	Troffer-2X4-Prismatic-Recessed	0.112	1.344	1900	2,553.60	Retrofit	TN36W-LED-DIM-FLAT	12	Dimmer 0-10V (2)	0.432	820.80	0.912	1,732.80
Chuckey Doak Middle	Interior	103	F-F32T8-4	Troffer-2X4-Prismatic-Recessed-EMB	0.112	0.112	1900	212.80	Retrofit	TN36W-LED-DIM-FLAT-EMB	1		0.036	68.40	0.076	144.40
Chuckey Doak Middle	Interior	104	F-F32T8-4	Troffer-2X4-Prismatic-Recessed	0.112	0.224	1900	425.60	Retrofit	TN36W-LED-DIM-FLAT	2	Dimmer 0-10V (2)	0.072	136.80	0.152	288.80
Chuckey Doak Middle	Interior	Janitor	F-F32T8-4	Troffer-2X4-Prismatic-Recessed	0.112	0.112	600	67.20	Retrofit	B15-LED-RW	1		0.030	18.00	0.082	49.20
Chuckey Doak Middle	Interior	102	F-F32T8-4	Troffer-2X4-Prismatic-Recessed	0.112	0.896	1900	1,702.40	Retrofit	TN36W-LED-DIM-FLAT	8	Dimmer 0-10V (2)	0.288	547.20	0.608	1,155.20
Chuckey Doak Middle	Interior	102	F-F32T8-4	Troffer-2X4-Prismatic-Recessed-EMB	0.112	0.112	1900	212.80	Retrofit	TN36W-LED-DIM-FLAT-EMB	1		0.036	68.40	0.076	144.40
Chuckey Doak Middle	Interior	102	F-F32T8-2	Strip-1X4-Open - no lens-Surface	0.059	0.118	1900	224.20	Retrofit	B15-LED-DIM-EXT	2		0.060	114.00	0.058	110.20
Chuckey Doak Middle	Interior	308	F-F32T8-4	Troffer-2X4-Prismatic-Recessed	0.112	0.896	1900	1,702.40	Retrofit	TN36W-LED-DIM-FLAT	8	Dimmer 0-10V (2)	0.288	547.20	0.608	1,155.20
Chuckey Doak Middle	Interior	308	F-F32T8-4	Troffer-2X4-Prismatic-Recessed-EMB	0.112	0.112	1900	212.80	Retrofit	TN36W-LED-DIM-FLAT-EMB	1		0.036	68.40	0.076	144.40
Chuckey Doak Middle	Interior	Men	F-F32T8-4	Troffer-2X4-Prismatic-Recessed	0.112	0.224	2300	515.20	Retrofit	B15-LED-RW	2		0.060	138.00	0.164	377.20
Chuckey Doak Middle	Interior	306	F-F32T8-4	Troffer-2X4-Prismatic-Recessed	0.112	0.896	1900	1,702.40	Retrofit	TN36W-LED-DIM-FLAT	8	Dimmer 0-10V (2)	0.288	547.20	0.608	1,155.20
Chuckey Doak Middle	Interior	306	F-F32T8-4	Troffer-2X4-Prismatic-Recessed-EMB	0.112	0.112	1900	212.80	Retrofit	TN36W-LED-DIM-FLAT-EMB	1		0.036	68.40	0.076	144.40
Chuckey Doak Middle	Interior	309	F-F32T8-4	Troffer-2X4-Prismatic-Recessed	0.112	1.232	1900	2,340.80	Retrofit	TN36W-LED-DIM-FLAT	11	Dimmer 0-10V (2)	0.396	752.40	0.836	1,588.40
Chuckey Doak Middle	Interior	309	F-F32T8-4	Troffer-2X4-Prismatic-Recessed-EMB	0.112	0.112	1900	212.80	Retrofit	TN36W-LED-DIM-FLAT-EMB	1		0.036	68.40	0.076	144.40
Chuckey Doak Middle	Interior	304	F-F32T8-4	Troffer-2X4-Prismatic-Recessed	0.112	0.896	1900	1,702.40	Retrofit	TN36W-LED-DIM-FLAT	8	Dimmer 0-10V (2)	0.288	547.20	0.608	1,155.20
Chuckey Doak Middle	Interior	304	F-F32T8-4	Troffer-2X4-Prismatic-Recessed-EMB	0.112	0.112	1900	212.80	Retrofit	TN36W-LED-DIM-FLAT-EMB	1		0.036	68.40	0.076	144.40
Chuckey Doak Middle	Interior	307	F-F32T8-4	Troffer-2X4-Prismatic-Recessed	0.112	0.896	1900	1,702.40	Retrofit	TN36W-LED-DIM-FLAT	8	Dimmer 0-10V (2)	0.288	547.20	0.608	1,155.20
Chuckey Doak Middle	Interior	307	F-F32T8-4	Troffer-2X4-Prismatic-Recessed-EMB	0.112	0.112	1900	212.80	Retrofit	TN36W-LED-DIM-FLAT-EMB	1		0.036	68.40	0.076	144.40
Chuckey Doak Middle	Interior	Janitor closet	F-F32T8-2	Strip-1X4-Open - no lens-Surface	0.059	0.059	600	35.40	Retrofit	B15-LED	1		0.030	18.00	0.029	17.40
Chuckey Doak Middle	Interior	305	F-F32T8-4	Troffer-2X4-Prismatic-Recessed	0.112	0.896	1900	1,702.40	Retrofit	TN36W-LED-DIM-FLAT	8	Dimmer 0-10V (2)	0.288	547.20	0.608	1,155.20
Chuckey Doak Middle	Interior	305	F-F32T8-4	Troffer-2X4-Prismatic-Recessed-EMB	0.112	0.112	1900	212.80	Retrofit	TN36W-LED-DIM-FLAT-EMB	1		0.036	68.40	0.076	144.40
Chuckey Doak Middle	Interior	302 library	F-F32T8-4	Troffer-2X4-Prismatic-Recessed	0.112	2.912	2300	6,697.60	Retrofit	B15-LED-RW	26	Class-1Pole-DT-2 (1)	0.780	1,255.80	2.132	5,441.80
Chuckey Doak Middle	Interior	302 library	F-F32T8-4	Troffer-2X4-Prismatic-Recessed-EMB	0.112	0.448	2300	1,030.40	Retrofit	B15-LED-RW-EMB	4		0.124	285.20	0.324	745.20
Chuckey Doak Middle	Interior	Library office	F-F32T8-2	Wrap-1X4-Prismatic-Surface	0.059	0.059	2300	135.70	Retrofit	B15-LED	1		0.030	69.00	0.029	66.70
Chuckey Doak Middle	Interior	Conference	F-F32T8-2	Wrap-1X4-Prismatic-Surface	0.059	0.177	2300	407.10	Retrofit	B15-LED	3		0.090	207.00	0.087	200.10
Chuckey Doak Middle	Interior	303	F-F32T8-4	Troffer-2X4-Prismatic-Recessed	0.112	1.568	1900	2,979.20	Retrofit	TN36W-LED-DIM-FLAT	14	Dimmer 0-10V (2)	0.504	957.60	1.064	2,021.60
Chuckey Doak Middle	Interior	303	F-F32T8-4	Troffer-2X4-Prismatic-Recessed-EMB	0.112	0.112	1900	212.80	Retrofit	TN36W-LED-DIM-FLAT-EMB	1		0.036	68.40	0.076	144.40
Chuckey Doak Middle	Interior	301	F-F32T8-4	Troffer-2X4-Prismatic-Recessed	0.112	0.448	1900	851.20	Retrofit	TN36W-LED-DIM-FLAT	4	Dimmer 0-10V (2)	0.144	273.60	0.304	577.60
Chuckey Doak Middle	Interior	301	F-F32T8-2	Wrap-1X4-Prismatic-Surface	0.059	0.118	1900	224.20	Retrofit	B15-LED-DIM-EXT	2		0.060	114.00	0.058	110.20
Chuckey Doak Middle	Interior	300	F-F32T8-4	Troffer-2X4-Prismatic-Recessed	0.112	0.448	1900	851.20	Retrofit	TN36W-LED-DIM-FLAT	4	Dimmer 0-10V (2)	0.144	273.60	0.304	577.60
Chuckey Doak Middle	Interior	Nurse	F-F32T8-4	Troffer-2X4-Prismatic-Recessed	0.112	0.336	2300	772.80	Retrofit	B15-LED-RW	3		0.090	207.00	0.246	565.80
Chuckey Doak Middle	Interior	Nurse	F-F32T8-2	Strip-1X4-Open - no lens-Surface	0.059	0.059	600	35.40	Retrofit	B15-LED	1		0.030	18.00	0.029	17.40
Chuckey Doak Middle	Interior	Lounge	F-F32T8-2	Wrap-1X4-Prismatic-Surface	0.059	0.118	2300	271.40	Retrofit	B15-LED	2		0.060	138.00	0.058	133.40
Chuckey Doak Middle	Interior	Lounge	F-F32T8-2	Strip-1X4-Open - no lens-Surface	0.059	0.059	2300	135.70	Retrofit	B15-LED	1		0.030	69.00	0.029	66.70
Chuckey Doak Middle	Interior	Womens	F-F32T8-4	Troffer-2X4-Prismatic-Recessed	0.112	0.224	2300	515.20	Retrofit	B15-LED-RW	2		0.060	138.00	0.164	377.20
Chuckey Doak Middle	Interior	Stairs 1	F-F32T8-4	Troffer-2X4-Prismatic-Recessed-EMB	0.112	0.336	2300	772.80	Retrofit	B15-LED-RW-EMB	3		0.093	213.90	0.243	558.90
Chuckey Doak Middle	Interior	Stair storage	F-F20T12_MSTD-2	Strip-1X2-Open - no lens-Surface	0.056	0.056	600	33.60	Retrofit	B08-LED	1		0.016	9.60	0.040	24.00
Chuckey Doak Middle	Interior	Stair storage	CFL-CFC13_E-1	Keyless -Medium-Open - no lens-Surface-Vertical	0.013	0.013	600	7.80	Retrofit	LED9W-SI	1		0.009	5.10	0.005	2.70
Chuckey Doak Middle	Interior	Stage	F-F32T8-4	Troffer-2X4-Prismatic-Suspended	0.112	1.008	600	604.80	Retrofit	B15-LED-RW	9		0.270	162.00	0.738	442.80
Chuckey Doak Middle	Interior	Stage	LED-L9-1	Keyless-Medium-Open - no lens-Wall-edit	0.009	0.009	600	5.40	Retrofit	LED9W-SI	1		0.009	5.10	0.001	0.30
Chuckey Doak Middle	Interior	Stage storage	CFL-CFC13_E-1	Keyless -Medium-Open - no lens-Surface-Vertical	0.013	0.026	600	15.60	Retrofit	LED9W-SI	2		0.017	10.20	0.009	5.40
Chuckey Doak Middle	Interior	Main hall	F-F32T8-4	Troffer-2X4-Prismatic-Recessed	0.112	2.352	2300	5,409.60	Retrofit	B15-LED-RW	21		0.630	1,449.00	1.722	3,960.60
Chuckey Doak Middle	Interior	Gym	MH-MH400-1	Highbay-Mogul-Clear-Surface	0.458	11.450	2300	26,335.00	Retrofit	HBN147-LED	25	Class-1Pole-DT-6-Cages (1)	3.653	5,460.49	7.798	20,874.51
Chuckey Doak Middle	Interior	Bleachers	F-F32T8-2	Strip-1X4-Open - no lens-Surface	0.059	0.472	2300	1,085.60	Retrofit	B15-LED	8		0.240	552.00	0.232	533.60
Chuckey Doak Middle	Interior	Mens Rr	F-F32T8-4	Troffer-2X4-Prismatic-Recessed	0.112	0.112	2300	257.60	Retrofit	B15-LED-RW	1		0.030	69.00	0.082	188.60
Chuckey Doak Middle	Interior	G3	F-F32T8-4	Troffer-2X4-Prismatic-Recessed	0.112	0.224	2300	515.20	Retrofit	B15-LED-RW	2		0.060	138.00	0.164	377.20
Chuckey Doak Middle	Interior	G3 hall	F-F32T8-4	Troffer-2X4-Prismatic-Recessed	0.112	0.672	2300	1,545.60	Retrofit	B15-LED-RW	6		0.180	414.00	0.492	1,131.60
Chuckey Doak Middle	Interior	G3 hall	F-F32T8-4	Troffer-2X4-Prismatic-Recessed-EMB	0.112	0.112	2300	257.60	Retrofit	B15-LED-RW-EMB	1		0.031	71.30	0.081	186.30
Chuckey Doak Middle	Interior	Concessions G2	F-F32T8-4	Troffer-2X4-Prismatic-Recessed	0.112	0.336	600	201.60	Retrofit	B15-LED-RW	3		0.090	54.00	0.246	147.60
Chuckey Doak Middle	Interior	Girls locker G4	F-F32T8-4	Troffer-2X4-Prismatic-Recessed	0.112	0.112	600	67.20	Retrofit	B15-LED-RW	1		0.030	18.00	0.082	49.20
Chuckey Doak Middle	Interior	G5	F-F32T8-4	Wrap-2X4-Prismatic-Pendant	0.112	0.224	600	134.40	Retrofit	B15-LED-RW	2		0.060	36.00	0.164	98.40
Chuckey Doak Middle	Interior	G6	F-F32T8-4	Troffer-2X4-Prismatic-Recessed	0.112	0.560	600	336.00	Retrofit	B15-LED-RW	5		0.150	90.00	0.410	246.00
Chuckey Doak Middle	Interior	G7	F-F32T8-4	Troffer-2X4-Prismatic-Recessed	0.112	0.112	600	67.20	Retrofit	B15-LED-RW	1		0.030	18.00	0.082	49.20
Chuckey Doak Middle	Interior	G8	F-F32T8-4	Troffer-2X4-Prismatic-Recessed	0.112	1.008	600	604.80	Retrofit	B15-LED-RW	9		0.270	162.00	0.738	442.80
Chuckey Doak Middle	Interior	G9	F-F32T8-2	Wrap-1X4-Prismatic-Surface	0.059	0.059	600	35.40	Retrofit	B15-LED	1		0.030	18.00	0.029	17.40
Chuckey Doak Middle	Interior	G10	F-F32T8-2	Wrap-1X4-Prismatic-Surface	0.059	0.118	600	70.80	Retrofit	B15-LED	2		0.060	36.00	0.058	34.80
Chuckey Doak Middle	Interior	G11	F-F32T8-2	Wrap-1X4-Prismatic-Surface	0.059	0.236	600	141.80	Retrofit	B15-LED	4		0.120	72.00	0.116	69.60

Chuckey Doak Middle	Interior	G12	F-F32T8-2	Wrap-1X4-Prismatic-Surface	0.059	0.354	600	212.40	Retrofit	B15-LED	6		0.180	108.00	0.174	104.40
Chuckey Doak Middle	Interior	Custodian	F-F32T8-4	Wrap-2X4-Prismatic-Pendant	0.112	0.448	600	268.80	Retrofit	B15-LED-RW	4		0.120	72.00	0.328	196.80
Chuckey Doak Middle	Exterior	Flood	MH-MH400-1	Flood-Mogul-Clear-Wall	0.458	0.916	4100	3,755.60	Replace	FNLED-90-Trunnion	2		0.180	738.00	0.736	3,017.60
Chuckey Doak Middle	Exterior	Canopy	MH-MH70-1	Canopy-Mogul-Frosted-Surface	0.095	0.570	4100	2,337.00	Replace	CSN28-LED	6		0.168	688.80	0.402	1,648.20
Chuckey Doak Middle	Exterior	Add wall pack	No Existing-No Existing-0		0.000	0.000	0	0.00	Install	WPN28LED	4		0.112	459.20	-0.112	-459.20
Chuckey Doak Middle	Exterior	Led canopy	LED-L9-1	Canopy-Medium-Frosted-Surface-edit	0.009	0.027	4100	110.70	Replace	CSN28-LED	3		0.084	344.40	-0.057	-233.70
Chuckey Doak Middle	Egress	Exit	EXIT-LED5W-1	Exit-White-Red-Surface-edit	0.005	0.055	8760	481.80	Replace	XN-120/277R-B-EL	11		0.044	385.44	0.011	96.36
Chuckey Doak Middle	Egress	Exit	EXIT-LED5W-1	Exit-White-Red-Surface-edit	0.005	0.020	8760	175.20	Replace	XN-120/277R-B-EL-WG	4		0.016	140.16	0.004	35.04
Chuckey Doak Middle	Egress	Combo	EXIT-LED5W-1	Exit-White-Red-Surface-edit	0.005	0.020	8760	175.20	Replace	XN-120/277R-B-EL	4		0.016	140.16	0.004	35.04
Chuckey Doak Middle	Egress	Bugeye	EXIT-LED2W-1	Emergency-White-Clear-Wall-edit	0.002	0.004	8760	35.04	Replace	Emergency Bug Eyes - Replace	2		0.004	35.04	0.000	0.00
Chuckey Doak Middle	Egress	Bugeye	EXIT-LED2W-1	Emergency-White-Clear-Wall-edit	0.002	0.002	8760	17.52	Replace	Emergency Bug Eyes - Replace w/ Cage	1		0.002	17.52	0.000	0.00
Chuckey Doak Middle	Egress	Add combo	No Existing-No Existing-0		0.000	0.000	0	0.00	Install	XN-120/277R-B-EL-Add	3		0.012	105.12	-0.012	-105.12
Chuckey Doak Middle	Egress	Add bug eye	No Existing-No Existing-0		0.000	0.000	0	0.00	Install	Emergency Bug Eyes - Add	2		0.004	35.04	-0.004	-35.04
Chuckey Doak Middle	Egress	Add bug eye	No Existing-No Existing-0		0.000	0.000	0	0.00	Install	Emergency Bug Eyes - Add W/cage	2		0.004	35.04	-0.004	-35.04
Chuckey Doak Middle	Egress	Add bug eyes RR's	No Existing-No Existing-0		0.000	0.000	0	0.00	Install	Emergency Bug Eyes - Add	6		0.012	105.12	-0.012	-105.12
Chuckey Doak Middle	Ag building/band	401	F-F32T8-4	Troffer-2X4-Prismatic-Recessed	0.112	2.576	1900	4,894.40	Retrofit	TN36W-LED-DIM-FLAT	23	Dimmer 0-10V (2)	0.828	1,573.20	1.748	3,321.20
Chuckey Doak Middle	Ag building/band	405	F-F32T8-4	Troffer-2X4-Prismatic-Recessed	0.112	0.224	2300	515.20	Retrofit	B15-LED-RW	2		0.060	138.00	0.164	377.20
Chuckey Doak Middle	Ag building/band	404	F-F32T8-4	Troffer-2X4-Prismatic-Recessed	0.112	1.008	1900	1,915.20	Retrofit	TN36W-LED-DIM-FLAT	9	Dimmer 0-10V (2)	0.324	615.60	0.684	1,299.60
Chuckey Doak Middle	Ag building/band	404	INCAN-I60-1	Keyless -Medium-Open - no lens-Wall-edit	0.060	0.120	600	72.00	Retrofit	LED5W-S1	2		0.017	10.20	0.103	61.80
Chuckey Doak Middle	Ag building/band	402	F-F32T8-4	Troffer-2X4-Prismatic-Recessed	0.112	1.008	1900	1,915.20	Retrofit	TN36W-LED-DIM-FLAT	9	Dimmer 0-10V (2)	0.324	615.60	0.684	1,299.60
Chuckey Doak Middle	Ag building/band	403	F-F32T8-2	Wrap-1X4-Prismatic-Surface	0.059	0.472	1900	896.80	Retrofit	B15-LED-DIM-EXT	8	Dimmer 0-10V (2)	0.240	456.00	0.232	440.80
Chuckey Doak Middle	Ag building/band	403	F-F32T8-2	Wrap-1X4-Prismatic-Surface-*	0.059	0.177	1900	336.30	Replace	WNB15-LED-DIM-EXT	3		0.090	171.00	0.087	165.30
Chuckey Doak Middle	Ag building/band	Mens	F-F32T8-4	Troffer-2X4-Prismatic-Recessed	0.112	0.448	2300	1,030.40	Retrofit	B15-LED-RW	4		0.120	276.00	0.328	754.40
Chuckey Doak Middle	Ag building/band	Womens	F-F32T8-4	Troffer-2X4-Prismatic-Recessed	0.112	0.336	2300	772.80	Retrofit	B15-LED-RW	3		0.090	207.00	0.246	565.80
Chuckey Elementary	Interior	Office	F-F32T8-4	Troffer-2X4-Prismatic-Recessed	0.112	1.008	2300	2,318.40	Retrofit	B15-LED-RW	9		0.270	621.00	0.738	1,697.40
Chuckey Elementary	Interior	Vault	F-F32T8-2	Box-1X4-Prismatic-Surface	0.059	0.118	600	70.80	Replace	WNB15-LED-120-EMB	2		0.062	37.20	0.056	33.60
Chuckey Elementary	Interior	Clinic	F-F32T8-4	Troffer-2X4-Prismatic-Recessed	0.112	0.448	2300	1,030.40	Retrofit	B15-LED-RW	4		0.120	276.00	0.328	754.40
Chuckey Elementary	Interior	8	F-F32T8-2	Vanity-1X4-Prismatic-Wall	0.059	0.059	600	35.40	Retrofit	B15-LED	1		0.030	18.00	0.029	17.40
Chuckey Elementary	Interior	7	F-F32T8-2	Vanity-1X4-Prismatic-Wall	0.059	0.059	600	35.40	Retrofit	B15-LED	1		0.030	18.00	0.029	17.40
Chuckey Elementary	Interior	Principal	F-F32T8-4	Troffer-2X4-Prismatic-Recessed	0.112	0.448	2300	1,030.40	Retrofit	B15-LED-RW	4		0.120	276.00	0.328	754.40
Chuckey Elementary	Interior	47	F-F32T8-4	Troffer-2X4-Prismatic-Recessed	0.112	0.224	2300	515.20	Retrofit	B15-LED-RW	2		0.060	138.00	0.164	377.20
Chuckey Elementary	Interior	46	F-F32T8-4	Troffer-2X4-Prismatic-Recessed	0.112	0.224	2300	515.20	Retrofit	B15-LED-RW	2		0.060	138.00	0.164	377.20
Chuckey Elementary	Interior	45	F-F32T8-4	Troffer-2X4-Prismatic-Recessed	0.112	0.448	2300	1,030.40	Retrofit	B15-LED-RW	4		0.120	276.00	0.328	754.40
Chuckey Elementary	Interior	44	F-F32T8-2	Vanity-1X4-Prismatic-Wall	0.059	0.118	2300	271.40	Retrofit	B15-LED	2		0.060	138.00	0.058	133.40
Chuckey Elementary	Interior	43	F-F32T8-1	Vanity-1X4-Prismatic-Wall	0.031	0.031	2300	71.30	Retrofit	A15-LED	1		0.015	34.50	0.016	36.80
Chuckey Elementary	Interior	42	F-F32T8-1	Vanity-1X4-Prismatic-Wall	0.031	0.031	2300	71.30	Retrofit	A15-LED	1		0.015	34.50	0.016	36.80
Chuckey Elementary	Interior	41	F-F32T8-4	Troffer-2X4-Parabolic-Recessed	0.112	0.672	2300	1,545.60	Retrofit	D15-LED	6		0.360	828.00	0.312	717.60
Chuckey Elementary	Interior	41	F-F32T8-2	Vanity-1X4-Prismatic-Wall	0.059	0.059	2300	135.70	Retrofit	B15-LED	1		0.030	69.00	0.029	66.70
Chuckey Elementary	Interior	48	F-F32T8-2	Strip-1X4-Open - no lens-Surface	0.059	0.177	600	106.20	Retrofit	B15-LED	3		0.090	54.00	0.087	52.20
Chuckey Elementary	Interior	Entrance hall	F-F32T8-4	Troffer-2X4-Prismatic-Recessed	0.112	1.232	2300	2,833.60	Retrofit	B15-LED-RW	11		0.330	759.00	0.902	2,074.60
Chuckey Elementary	Interior	10	F-F32T8-4	Troffer-2X4-Prismatic-Recessed	0.112	0.672	2300	1,545.60	Retrofit	B15-LED-RW	6		0.180	414.00	0.492	1,131.60
Chuckey Elementary	Interior	11	F-F32T8-4	Troffer-2X4-Parabolic-Recessed	0.112	0.336	2300	772.80	Retrofit	D15-LED	3		0.180	414.00	0.156	358.80
Chuckey Elementary	Interior	12	F-F32T8-4	Troffer-2X4-Prismatic-Recessed	0.112	1.232	2300	2,833.60	Retrofit	B15-LED-RW	11		0.330	759.00	0.902	2,074.60
Chuckey Elementary	Interior	12	F-F32T8-4	Troffer-2X4-Prismatic-Recessed	0.112	0.112	8760	981.12	Retrofit	B15-LED-RW	1		0.030	262.80	0.082	718.32
Chuckey Elementary	Interior	17	F-F32T8-4	Troffer-2X4-Prismatic-Recessed	0.112	0.112	600	67.20	Retrofit	B15-LED-RW	1		0.030	18.00	0.082	49.20
Chuckey Elementary	Interior	16	F-F32T8-4	Troffer-2X4-Prismatic-Recessed	0.112	1.344	2300	3,091.20	Retrofit	B15-LED-RW	12		0.360	828.00	0.984	2,263.20
Chuckey Elementary	Interior	13	F-F32T8-4	Troffer-2X4-Prismatic-Recessed	0.112	1.232	2300	2,833.60	Retrofit	B15-LED-RW	11		0.330	759.00	0.902	2,074.60
Chuckey Elementary	Interior	13	F-F32T8-4	Troffer-2X4-Prismatic-Recessed	0.112	0.112	8760	981.12	Retrofit	B15-LED-RW	1		0.030	262.80	0.082	718.32
Chuckey Elementary	Interior	15	F-F32T8-4	Troffer-2X4-Prismatic-Recessed	0.112	1.344	2300	3,091.20	Retrofit	B15-LED-RW	12		0.360	828.00	0.984	2,263.20
Chuckey Elementary	Interior	Men	F-F32T8-4	Troffer-2X4-Prismatic-Recessed	0.112	0.448	2300	1,030.40	Retrofit	B15-LED-RW	4		0.120	276.00	0.328	754.40
Chuckey Elementary	Interior	21	F-F32T8-4	Troffer-2X4-Prismatic-Recessed	0.112	0.448	2300	1,030.40	Retrofit	B15-LED-RW	4		0.120	276.00	0.328	754.40
Chuckey Elementary	Interior	22	F-F32T8-2	Strip-1X4-Open - no lens-Surface	0.059	0.059	600	35.40	Retrofit	B15-LED	1		0.030	18.00	0.029	17.40
Chuckey Elementary	Interior	Kitchen	F-F32T8-2	Wrap-2X4-Prismatic-Surface	0.059	1.357	2300	3,121.10	Replace	VTNB15-LED	23		0.690	1,587.00	0.667	1,534.10
Chuckey Elementary	Interior	Mop	F-F32T8-2	Strip-1X4-Open - no lens-Surface	0.059	0.059	2300	135.70	Retrofit	B15-LED	1		0.030	69.00	0.029	66.70
Chuckey Elementary	Interior	Lockers	F-F32T8-2	Wrap-2X4-Prismatic-Surface	0.059	0.059	2300	135.70	Retrofit	B15-LED	1		0.030	69.00	0.029	66.70
Chuckey Elementary	Interior	RR 28	F-F32T8-2	Vanity-1X4-Prismatic-Wall	0.059	0.059	2300	135.70	Retrofit	B15-LED	1		0.030	69.00	0.029	66.70
Chuckey Elementary	Interior	Chemical	F-F32T8-2	Strip-1X4-Open - no lens-Surface	0.059	0.059	2300	135.70	Retrofit	B15-LED	1		0.030	69.00	0.029	66.70
Chuckey Elementary	Interior	Office	F-F32T8-4	Wrap-1X4-Prismatic-Surface	0.112	0.224	2300	515.20	Retrofit	B15-LED-RW	2		0.060	138.00	0.164	377.20
Chuckey Elementary	Interior	Freezer	F-F32T8-2	Vapor Tight-1X4-Prismatic-Surface	0.059	0.059	600	35.40	Retrofit	B15-LED	1		0.030	18.00	0.029	17.40
Chuckey Elementary	Interior	Cooler	F-F32T8-2	Vapor Tight-1X4-Prismatic-Surface	0.059	0.059	600	35.40	Retrofit	B15-LED	1		0.030	18.00	0.029	17.40

Chuckey Elementary	Interior	Dry storage	F-F32T8-4	Wrap-2X4-Prismatic-Pendant	0.112	0.448	2300	1,030.40	Retrofit	B15-LED-RW	4		0.120	276.00	0.328	754.40	
Chuckey Elementary	Interior	Hood	CFL-CFC23_E-1	Jelly Jar-Medium-Clear-Surface-Vertical	0.023	0.184	2300	423.20	Retrofit	LED9W-S1	8		0.068	156.40	0.116	266.80	
Chuckey Elementary	Interior	Dish	F-F32T8-2	Wrap-2X4-Prismatic-Surface	0.059	0.354	2300	814.20	Replace	VTNB15-LED	6		0.180	414.00	0.174	400.20	
Chuckey Elementary	Interior	Cafeteria	F-F32T8-2	Troffer-2X4-Prismatic-Recessed	0.059	1.534	2300	3,528.20	Retrofit	B15-LED	26	Class-1Pole-DT-2 (1)	0.780	1,255.80	0.754	2,272.40	
Chuckey Elementary	Interior	Stair hall	F-F32T8-4	Troffer-2X4-Prismatic-Recessed	0.112	0.784	2300	1,803.20	Retrofit	B15-LED-RW	7		0.210	483.00	0.574	1,320.20	
Chuckey Elementary	Interior	37	F-F32T8-2	Troffer-2X4-Prismatic-Recessed	0.059	0.531	2300	1,221.30	Retrofit	B15-LED	9		0.270	621.00	0.261	600.30	
Chuckey Elementary	Interior	Gym	MH-MH400-1	Highbay-Mogul-Open - no lens-Pendant	0.458	9.160	2300	21,068.00	Retrofit	HBN92W-LED	20	Class-1Pole-DT-4-Cages (1)	1.840	2,750.80	7.320	18,317.20	
Chuckey Elementary	Interior	55	F-F32T8-2	Wrap-2X4-Prismatic-Surface	0.059	0.354	2300	814.20	Retrofit	B15-LED	6		0.180	414.00	0.174	400.20	
Chuckey Elementary	Interior	55	F-F32T8-2	Vanity-1X4-Prismatic-Wall	0.059	0.118	2300	271.40	Retrofit	B15-LED	2		0.060	138.00	0.058	133.40	
Chuckey Elementary	Interior	55	F-F32T8-2	Wrap-2X4-Prismatic-Surface-EMB	0.059	0.059	2300	135.70	Retrofit	B15-LED-EMB	1		0.031	71.30	0.028	64.40	
Chuckey Elementary	Interior	Boys	F-F32T8-2	Wrap-2X4-Prismatic-Surface-EMB	0.059	0.059	2300	135.70	Retrofit	B15-LED-EMB	1		0.031	71.30	0.028	64.40	
Chuckey Elementary	Interior	53	F-F32T8-2	Wrap-1X4-Prismatic-Surface	0.059	0.177	2300	407.10	Retrofit	B15-LED	3		0.090	207.00	0.087	200.10	
Chuckey Elementary	Interior	54	F-F32T8-2	Wrap-1X4-Prismatic-Surface	0.059	0.177	600	106.20	Retrofit	B15-LED	3		0.090	54.00	0.087	52.20	
Chuckey Elementary	Interior	50	F-F32T8-2	Box-1X4-Prismatic-Surface	0.059	0.236	600	141.60	Replace	WNB15-LED-120-EMB	4		0.124	74.40	0.112	67.20	
Chuckey Elementary	Interior	Gym lobby	F-F32T8-4	Troffer-2X4-Prismatic-Recessed	0.112	0.896	2300	2,060.80	Retrofit	B15-LED-RW	8		0.240	552.00	0.656	1,508.80	
Chuckey Elementary	Interior	Gym hall	F-F32T8-4	Troffer-2X4-Prismatic-Recessed	0.112	0.448	2300	1,030.40	Retrofit	B15-LED-RW	4		0.120	276.00	0.328	754.40	
Chuckey Elementary	Interior	76	F-F32T8-4	Troffer-2X4-Prismatic-Recessed	0.112	0.784	2300	1,803.20	Retrofit	B15-LED-RW	7		0.210	483.00	0.574	1,320.20	
Chuckey Elementary	Interior	76	F-F32T8-2	Vanity-1X4-Prismatic-Wall-EMB	0.059	0.118	2300	271.40	Remove	Remove	0		0.000	0.00	0.118	271.40	
Chuckey Elementary	Interior	7th	F-F32T8-4	Troffer-2X4-Prismatic-Recessed	0.112	1.008	1900	1,915.20	Retrofit	TN36W-LED-DIM-FLAT	9	Dimmer 0-10V (2)	0.324	615.60	0.684	1,299.60	
Chuckey Elementary	Interior	6th 1	F-F32T8-4	Troffer-2X4-Prismatic-Recessed	0.112	0.896	1900	1,702.40	Retrofit	TN36W-LED-DIM-FLAT	8	Dimmer 0-10V (2)	0.288	547.20	0.608	1,155.20	
Chuckey Elementary	Interior	6th 2	F-F32T8-4	Troffer-2X4-Prismatic-Recessed	0.112	0.896	1900	1,702.40	Retrofit	TN36W-LED-DIM-FLAT	8	Dimmer 0-10V (2)	0.288	547.20	0.608	1,155.20	
Chuckey Elementary	Interior	7th	F-F32T8-4	Troffer-2X4-Prismatic-Recessed	0.112	1.008	1900	1,915.20	Retrofit	TN36W-LED-DIM-FLAT	9	Dimmer 0-10V (2)	0.324	615.60	0.684	1,299.60	
Chuckey Elementary	Interior	5th	F-F32T8-4	Troffer-2X4-Prismatic-Recessed	0.112	1.008	1900	1,915.20	Retrofit	TN36W-LED-DIM-FLAT	9	Dimmer 0-10V (2)	0.324	615.60	0.684	1,299.60	
Chuckey Elementary	Interior	77	F-F32T8-4	Troffer-2X4-Prismatic-Recessed	0.112	0.224	2300	515.20	Retrofit	B15-LED-RW	2		0.060	138.00	0.164	377.20	
Chuckey Elementary	Interior	77	F-F32T8-1	Vanity-1X4-Prismatic-Wall	0.031	0.062	2300	142.60	Retrofit	A15-LED	2		0.030	69.00	0.032	73.60	
Chuckey Elementary	Interior	Janitor	F-F32T8-2	Strip-1X4-Open - no lens-Surface	0.059	0.059	2300	135.70	Retrofit	B15-LED	1		0.030	69.00	0.029	66.70	
Chuckey Elementary	Interior	79	F-F32T8-4	Troffer-2X4-Prismatic-Recessed	0.112	0.112	2300	257.60	Retrofit	B15-LED-RW	1		0.030	69.00	0.082	188.60	
Chuckey Elementary	Interior	79	F-F32T8-1	Vanity-1X4-Prismatic-Wall	0.031	0.093	2300	213.90	Retrofit	A15-LED	3		0.045	103.50	0.048	110.40	
Chuckey Elementary	Interior	5th 2	F-F32T8-4	Troffer-2X4-Prismatic-Recessed	0.112	1.456	1900	2,766.40	Retrofit	TN36W-LED-DIM-FLAT	13	Dimmer 0-10V (2)	0.468	889.20	0.988	1,877.20	
Chuckey Elementary	Interior	5th 2	F-F32T8-2	Vanity-1X4-Prismatic-Wall	0.059	0.118	1900	224.20	Retrofit	B15-LED	2		0.060	114.00	0.058	110.20	
Chuckey Elementary	Interior	5th 2	UFL-FU31T8/6-2	2X2-Troffer-Prismatic-Recessed	0.059	0.059	1900	112.10	Retrofit	B10-LED-DIM-EXT-RW	1		0.020	38.00	0.039	74.10	
Chuckey Elementary	Interior	113	F-F32T8-4	Troffer-2X4-Prismatic-Recessed	0.112	0.448	2300	1,030.40	Retrofit	B15-LED-RW	4		0.120	276.00	0.328	754.40	
Chuckey Elementary	Interior	Sped	F-F32T8-4	Troffer-2X4-Prismatic-Recessed	0.112	1.008	1900	1,915.20	Retrofit	TN36W-LED-DIM-FLAT	9	Dimmer 0-10V (2)	0.324	615.60	0.684	1,299.60	
Chuckey Elementary	Interior	4th 2	F-F32T8-4	Troffer-2X4-Prismatic-Recessed	0.112	0.896	1900	1,702.40	Retrofit	TN36W-LED-DIM-FLAT	8	Dimmer 0-10V (2)	0.288	547.20	0.608	1,155.20	
Chuckey Elementary	Interior	4th 1	F-F32T8-4	Troffer-2X4-Prismatic-Recessed	0.112	0.672	1900	1,276.80	Retrofit	TN36W-LED-DIM-FLAT	6	Dimmer 0-10V (2)	0.216	410.40	0.456	866.40	
Chuckey Elementary	Interior	4th 3	F-F32T8-4	Troffer-2X4-Prismatic-Recessed	0.112	1.008	1900	1,915.20	Retrofit	TN36W-LED-DIM-FLAT	9	Dimmer 0-10V (2)	0.324	615.60	0.684	1,299.60	
Chuckey Elementary	Interior	113 hall	F-F32T8-4	Troffer-2X4-Prismatic-Recessed	0.112	1.120	2300	2,576.00	Retrofit	B15-LED-RW	10		0.300	690.00	0.820	1,886.00	
Chuckey Elementary	Interior	IMC Library	UFL-FU31T8/6-2	2X2-Troffer-Prismatic-Recessed	0.059	0.236	2300	542.80	Retrofit	B08-LED- RW	4	Class-1Pole-DT-2 (1)	0.064	103.04	0.172	439.76	
Chuckey Elementary	Interior	IMC Library	F-F32T8-4	Troffer-2X4-Prismatic-Recessed	0.112	1.792	2300	4,121.60	Retrofit	B15-LED-RW	16		0.480	1,104.00	1.312	3,017.60	
Chuckey Elementary	Interior	IMC Library	CFL-CFC13_E-1	China hat-Medium-Open - no lens-Suspended -Vertical	0.013	0.091	2300	209.30	Retrofit	LED9W-S1	7		0.060	138.85	0.032	72.45	
Chuckey Elementary	Interior	Library office	F-F32T8-4	Troffer-2X4-Prismatic-Recessed	0.112	0.448	2300	1,030.40	Retrofit	B15-LED-RW	4		0.120	276.00	0.328	754.40	
Chuckey Elementary	Interior	62	F-F32T8-2	Wrap-2X4-Prismatic-Surface	0.059	0.236	600	141.60	Retrofit	B15-LED	4		0.120	72.00	0.116	69.60	
Chuckey Elementary	Interior	61	F-F32T8-4	Troffer-2X4-Prismatic-Recessed	0.112	0.448	2300	1,030.40	Retrofit	B15-LED-RW	4		0.120	276.00	0.328	754.40	
Chuckey Elementary	Interior	81 hall	F-F32T8-4	Troffer-2X4-Prismatic-Recessed	0.112	1.680	2300	3,864.00	Retrofit	B15-LED-RW	15		0.450	1,035.00	1.230	2,829.00	
Chuckey Elementary	Interior	81 hall	F-F32T8-2	Vanity-1X4-Prismatic-Wall	0.059	0.413	2300	949.90	Retrofit	B15-LED	7		0.210	483.00	0.203	466.90	
Chuckey Elementary	Interior	81	F-F32T8-4	Troffer-2X4-Prismatic-Recessed	0.112	0.896	2300	2,060.80	Retrofit	B15-LED-RW	8		0.240	552.00	0.656	1,508.80	
Chuckey Elementary	Interior	3rd 1	F-F32T8-4	Troffer-2X4-Prismatic-Recessed	0.112	1.456	1900	2,766.40	Retrofit	TN36W-LED-DIM-FLAT	13	Dimmer 0-10V (2)	0.468	889.20	0.988	1,877.20	
Chuckey Elementary	Interior	3rd 2	F-F32T8-4	Troffer-2X4-Prismatic-Recessed	0.112	1.344	1900	2,553.60	Retrofit	TN36W-LED-DIM-FLAT	12	Dimmer 0-10V (2)	0.432	820.80	0.912	1,732.80	
Chuckey Elementary	Interior	2nd 1	F-F32T8-4	Troffer-2X4-Prismatic-Recessed	0.112	1.120	1900	2,128.00	Retrofit	TN36W-LED-DIM-FLAT	10	Dimmer 0-10V (2)	0.360	684.00	0.760	1,444.00	
Chuckey Elementary	Interior	90	F-F32T8-2	Vanity-1X4-Prismatic-Wall	0.059	0.177	2300	407.10	Retrofit	B15-LED	3		0.090	207.00	0.087	200.10	
Chuckey Elementary	Interior	90	F-F32T8-4	Troffer-2X4-Prismatic-Recessed	0.112	0.112	2300	257.60	Retrofit	B15-LED-RW	1		0.030	69.00	0.082	188.60	
Chuckey Elementary	Interior	91	F-F32T8-4	Troffer-2X4-Parabolic-Recessed	0.112	0.224	2300	515.20	Retrofit	D15-LED	2		0.120	276.00	0.104	239.20	
Chuckey Elementary	Interior	91	F-F32T8-1	Vanity-1X4-Prismatic-Wall	0.031	0.062	2300	142.60	Retrofit	A15-LED	2		0.030	69.00	0.032	73.60	
Chuckey Elementary	Interior	1st 3	F-F32T8-4	Troffer-2X4-Prismatic-Recessed	0.112	0.896	1900	1,702.40	Retrofit	TN36W-LED-DIM-FLAT	8	Dimmer 0-10V (2)	0.288	547.20	0.608	1,155.20	
Chuckey Elementary	Interior	1st 2	F-F32T8-4	Troffer-2X4-Prismatic-Recessed	0.112	0.896	1900	1,702.40	Retrofit	TN36W-LED-DIM-FLAT	8	Dimmer 0-10V (2)	0.288	547.20	0.608	1,155.20	
Chuckey Elementary	Interior	1st 1	F-F32T8-4	Troffer-2X4-Prismatic-Recessed	0.112	1.344	1900	2,553.60	Retrofit	TN36W-LED-DIM-FLAT	12	Dimmer 0-10V (2)	0.432	820.80	0.912	1,732.80	
Chuckey Elementary	Interior	2nd 2	F-F32T8-4	Troffer-2X4-Prismatic-Recessed	0.112	1.344	1900	2,553.60	Retrofit	TN36W-LED-DIM-FLAT	12	Dimmer 0-10V (2)	0.432	820.80	0.912	1,732.80	
Chuckey Elementary	Interior	Exterior electrical 35	F-F32T8-2	Strip-1X4-Open - no lens-Surface	0.059	0.295	600	177.00	Retrofit	B15-LED	5		0.150	90.00	0.145	87.00	
Chuckey Elementary	Interior	39 hall	F-F32T8-4	Troffer-2X4-Prismatic-Recessed	0.112	0.224	2300	515.20	Retrofit	B15-LED-RW	2		0.060	138.00	0.164	377.20	
Chuckey Elementary	Interior	39	F-F32T8-2	Strip-1X4-Open - no lens-Suspended	0.059	0.177	600	106.20	Retrofit	B15-LED	3		0.090	54.00	0.087	52.20	

Chuckey Elementary	Egress	Exit	EXIT-LED5W-1	Exit-White-Red-Surface-edit	0.005	0.085	8760	744.60	Retrofit	XN-120/277R-B-EL	17		0.068	595.68	0.017	148.92	
Chuckey Elementary	Egress	Exit	EXIT-LED5W-1	Exit-White-Red-Surface-edit	0.005	0.010	8760	87.60	Retrofit	XN-120/277R-B-EL-WG	2		0.008	70.08	0.002	17.52	
Chuckey Elementary	Egress	Combo	EXIT-LED5W-1	Exit Combo-White-Red-Wall-edit	0.005	0.085	8760	744.60	Retrofit	XN-120/277R-B-EL	17		0.068	595.68	0.017	148.92	
Chuckey Elementary	Egress	Bug eye	EXIT-LED2W-1	Emergency-White-Clear-Wall-edit	0.002	0.002	8760	17.52	Retrofit	Emergency Bug Eyes - Replace	1		0.002	17.52	0.000	0.00	
Chuckey Elementary	Egress	Bug eye	EXIT-LED2W-1	Emergency-White-Clear-Wall-edit	0.002	0.008	8760	70.08	Replace	Emergency Bug Eyes - Replace w/ Cage	4		0.008	70.08	0.000	0.00	
Chuckey Elementary	Egress	Add combo	No Existing-No Existing-0		0.000	0.000	0	0.00	Install	XN-120/277R-B-EL-Add	5		0.020	175.20	-0.020	-175.20	
Chuckey Elementary	Egress	Add bug eyes RR's	No Existing-No Existing-0		0.000	0.000	0	0.00	Install	Emergency Bug Eyes - Add	8		0.016	140.16	-0.016	-140.16	
Chuckey Elementary	Exterior	Canopy	MH-MH70-1	Canopy-Mogul-Frosted-Surface	0.095	1.425	4100	5,842.50	Retrofit	CSN28-LED	15		0.420	1,722.00	1.005	4,120.50	
Chuckey Elementary	Exterior	Wallpack	MH-MH70-1	Wallpack-Mogul-Prismatic-Wall	0.095	1.995	4100	8,179.50	Retrofit	WPN28LED	21		0.588	2,410.80	1.407	5,768.70	
Chuckey Elementary	Kindergarten	99	F-F32T8-2	Vanity-1X4-Prismatic-Wall	0.059	0.059	2300	135.70	Replace	VNB15-LED-EMB	1		0.031	71.30	0.028	64.40	
Chuckey Elementary	Kindergarten	100	F-F32T8-2	Wrap-1X4-Prismatic-Surface	0.059	0.059	2300	135.70	Retrofit	B15-LED	1		0.030	69.00	0.029	66.70	
Chuckey Elementary	Kindergarten	101	F-F32T8-2	Strip-1X4-Open - no lens-Surface	0.059	0.059	2300	135.70	Retrofit	B15-LED	1		0.030	69.00	0.029	66.70	
Chuckey Elementary	Kindergarten	103	F-F32T8-2	Box-1X4-Prismatic-Surface	0.059	0.531	1900	1,008.90	Replace	TN36W-LED-DIM-FLAT	9	Dimmer 0-10V (2)	0.324	615.60	0.207	393.30	
Chuckey Elementary	Kindergarten	103	F-F32T8-2	Box-1X4-Prismatic-Surface-	0.059	0.531	1900	1,008.90	Remove	Remove	0		0.000	0.00	0.531	1,008.90	
Chuckey Elementary	Kindergarten	98	F-F32T8-2	Box-1X4-Prismatic-Surface	0.059	0.059	2300	135.70	Replace	WNB15-LED-120-EMB	1		0.031	71.30	0.028	64.40	
Chuckey Elementary	Kindergarten	104	F-F32T8-2	Wrap-2X4-Prismatic-Surface	0.059	0.059	2300	135.70	Retrofit	B15-LED-EMB	1		0.031	71.30	0.028	64.40	
Chuckey Elementary	Kindergarten	105	F-F32T8-2	Wrap-2X4-Prismatic-Surface	0.059	0.059	2300	135.70	Retrofit	B15-LED-EMB	1		0.031	71.30	0.028	64.40	
Chuckey Elementary	Kindergarten	106	F-F32T8-2	Box-1X4-Prismatic-Surface	0.059	0.531	1900	1,008.90	Replace	TN36W-LED-DIM-FLAT	9	Dimmer 0-10V (2)	0.324	615.60	0.207	393.30	
Chuckey Elementary	Kindergarten	106	F-F32T8-2	Box-1X4-Prismatic-Surface	0.059	0.354	1900	672.60	Remove	Remove	0		0.000	0.00	0.354	672.60	
Chuckey Elementary	Kindergarten	108	F-F32T8-2	Box-1X4-Prismatic-Surface	0.059	0.531	1900	1,008.90	Replace	TN36W-LED-DIM-FLAT	9	Dimmer 0-10V (2)	0.324	615.60	0.207	393.30	
Chuckey Elementary	Kindergarten	108	F-F32T8-2	Box-1X4-Prismatic-Surface	0.059	0.531	1900	1,008.90	Remove	Remove	0		0.000	0.00	0.531	1,008.90	
Chuckey Elementary	Kindergarten	110	F-F32T8-4	Troffer-2X4-Prismatic-Recessed	0.112	0.448	2300	1,030.40	Retrofit	B15-LED-RW	4		0.120	276.00	0.328	754.40	
Debusk	Interior	Office	F-F32T8-4	Troffer-2X4-Prismatic-Recessed	0.112	0.448	2300	1,030.40	Retrofit	B15-LED-RW	4		0.120	276.00	0.328	754.40	
Debusk	Interior	Principal	F-F32T8-4	Troffer-2X4-Prismatic-Recessed	0.112	0.336	2300	772.80	Retrofit	B15-LED-RW	3		0.090	207.00	0.246	565.80	
Debusk	Interior	Principal	No Existing-No Existing-0		0.000	0.000	0	0.00	Install	Lens 2x4	1		0.000	0.00	0.000	0.00	
Debusk	Interior	Entrance	F-F32T8-2	Troffer-2X4-Prismatic-Recessed	0.059	0.118	2300	271.40	Retrofit	B15-LED	2		0.060	138.00	0.058	133.40	
Debusk	Interior	Entrance	F-F32T8-2	Troffer-2X4-Prismatic-Recessed	0.059	0.059	2300	135.70	Remove	Remove	0		0.000	0.00	0.059	135.70	
Debusk	Interior	201	F-F32T8-3	Troffer-2X4-Prismatic-Recessed	0.089	0.178	2300	409.40	Retrofit	B15-LED-RW	2		0.060	138.00	0.118	271.40	
Debusk	Interior	203	F-F32T8-3	Troffer-2X4-Prismatic-Recessed	0.089	0.178	2300	409.40	Retrofit	B15-LED-RW	2		0.060	138.00	0.118	271.40	
Debusk	Interior	Hall 1	F-F32T8-2	Troffer-2X4-Prismatic-Recessed	0.059	0.590	2300	1,357.00	Retrofit	B15-LED	10		0.300	690.00	0.290	667.00	
Debusk	Interior	Cafeteria Hall	F-F32T8-2	Troffer-2X4-Prismatic-Recessed	0.059	0.059	2300	135.70	Retrofit	B15-LED	1		0.030	69.00	0.029	66.70	
Debusk	Interior	Cafeteria	F-F32T8-3	Troffer-2X4-Prismatic-Recessed	0.089	1.780	2300	4,094.00	Retrofit	B15-LED-RW	20	Class-1Pole-DT-3 (1)	0.600	966.00	1.180	3,128.00	
Debusk	Interior	Cafeteria	F-F32T8-3	Troffer-2X4-Prismatic-Recessed-EMB	0.089	0.356	2300	818.80	Retrofit	B15-LED-RW	4		0.120	276.00	0.236	542.80	
Debusk	Interior	Cafeteria	F-F32T8-3	Troffer-2X4-Prismatic-Recessed	0.089	0.089	2300	204.70	Remove	Remove	0		0.000	0.00	0.089	204.70	
Debusk	Interior	Cafeteria	No Existing-No Existing-0		0.000	0.000	0	0.00	Install	Lens 2x4	5		0.000	0.00	0.000	0.00	
Debusk	Interior	Cafeteria office	F-F32T8-2	Wrap-2X4-Prismatic-Surface	0.059	0.118	2300	271.40	Retrofit	B15-LED	2		0.060	138.00	0.058	133.40	
Debusk	Interior	Kitchen storage	F-F32T8-2	Troffer-2X4-Prismatic-Recessed	0.059	0.059	2300	135.70	Retrofit	B15-LED	1		0.030	69.00	0.029	66.70	
Debusk	Interior	Dry goods	F-F32T8-2	Troffer-2X4-Prismatic-Recessed	0.059	0.177	2300	407.10	Retrofit	B15-LED	3		0.090	207.00	0.087	200.10	
Debusk	Interior	Kitchen	F-F32T8-4	Troffer-2X4-Prismatic-Recessed	0.112	0.672	2300	1,545.60	Retrofit	B15-LED-RW	6		0.180	414.00	0.492	1,131.60	
Debusk	Interior	Kitchen	F-F32T8-2	Wrap-1X4-Prismatic-Surface	0.059	0.059	2300	135.70	Retrofit	B15-LED	1		0.030	69.00	0.029	66.70	
Debusk	Interior	Hood	LED-L9-1	Jelly jar-Medium-Clear-Surface-edit	0.009	0.045	2300	103.50	Retrofit	LED9W-SI	5		0.043	97.75	0.003	5.75	
Debusk	Interior	Hood	CFL-CFC13_E-1	Jelly Jar-Medium-Clear-Surface-Vertical	0.013	0.013	2300	29.90	Retrofit	LED9W-SI	1		0.009	19.55	0.005	10.35	
Debusk	Interior	Electric	F-F32T8-2	Wrap-1X4-Prismatic-Surface	0.059	0.177	2300	407.10	Retrofit	B15-LED	3		0.090	207.00	0.087	200.10	
Debusk	Interior	Cooler	F-F30T12/ES_MSTD-3	Vapor Tight-1X3-Prismatic-Surface	0.115	0.345	600	207.00	Replace	VTNB08-LED-2ft	3		0.048	28.80	0.297	178.20	
Debusk	Interior	Freezer	F-F40T12_MSTD-2	Vapor Tight-1X4-Frosted-Surface	0.094	0.282	600	169.20	Retrofit	B15-LED	3		0.090	54.00	0.192	115.20	
Debusk	Interior	Kitchen RR	CFL-CFC23_E-1	Keyless -Medium-Open - no lens-Surface-Vertical	0.023	0.023	2300	52.90	Retrofit	LED9W-SI	1		0.009	19.55	0.015	33.35	
Debusk	Interior	Kitchen RR	LED-L9-1	Keyless-Medium-Open - no lens-Wall-edit	0.009	0.009	2300	20.70	Do Nothing	Do Nothing	1		0.009	20.70	0.000	0.00	
Debusk	Interior	205	F-F32T8-4	Troffer-2X4-Prismatic-Recessed	0.112	0.224	2300	515.20	Retrofit	B15-LED-RW	2		0.060	138.00	0.164	377.20	
Debusk	Interior	207	F-F32T8-4	Troffer-2X4-Prismatic-Recessed	0.112	0.672	1900	1,276.80	Retrofit	TN36W-LED-DIM-FLAT	6	Dimmer 0-10V (2)	0.216	410.40	0.456	866.40	
Debusk	Interior	204	F-F32T8-4	Troffer-2X4-Prismatic-Recessed	0.112	0.672	1900	1,276.80	Retrofit	TN36W-LED-DIM-FLAT	6	Dimmer 0-10V (2)	0.216	410.40	0.456	866.40	
Debusk	Interior	206	F-F32T8-4	Troffer-2X4-Prismatic-Surface	0.112	1.008	1900	1,915.20	Retrofit	TN36W-LED-DIM-FLAT	9	Dimmer 0-10V (2)	0.324	615.60	0.684	1,299.60	
Debusk	Interior	Men's RR	F-F32T8-2	Troffer-2X4-Prismatic-Recessed	0.059	0.118	2300	271.40	Retrofit	B15-LED	2		0.060	138.00	0.058	133.40	
Debusk	Interior	Womens RR	F-F32T8-2	Troffer-2X4-Prismatic-Recessed	0.059	0.118	2300	271.40	Retrofit	B15-LED	2		0.060	138.00	0.058	133.40	
Debusk	Interior	208	F-F32T8-4	Troffer-2X4-Prismatic-Recessed	0.112	1.008	1900	1,915.20	Retrofit	TN36W-LED-DIM-FLAT	9	Dimmer 0-10V (2)	0.324	615.60	0.684	1,299.60	
Debusk	Interior	209	F-F32T8-4	Troffer-2X4-Prismatic-Recessed	0.112	1.008	1900	1,915.20	Retrofit	TN36W-LED-DIM-FLAT	9	Dimmer 0-10V (2)	0.324	615.60	0.684	1,299.60	
Debusk	Interior	213	F-F32T8-4	Troffer-2X4-Prismatic-Recessed	0.112	1.008	1900	1,915.20	Retrofit	TN36W-LED-DIM-FLAT	9	Dimmer 0-10V (2)	0.324	615.60	0.684	1,299.60	
Debusk	Interior	213	CFL-CFC23_E-1	Keyless -Medium-Open - no lens-Surface-Vertical	0.023	0.069	600	41.40	Retrofit	LED9W-SI	3		0.026	15.30	0.044	26.10	
Debusk	Interior	210	F-F32T8-4	Troffer-2X4-Prismatic-Recessed	0.112	1.008	1900	1,915.20	Retrofit	TN36W-LED-DIM-FLAT	9	Dimmer 0-10V (2)	0.324	615.60	0.684	1,299.60	
Debusk	Interior	215 hall	F-F32T8-4	Troffer-2X4-Prismatic-Recessed	0.112	0.336	2300	772.80	Retrofit	B15-LED-RW	3		0.090	207.00	0.246	565.80	
Debusk	Interior	215 hall	F-F32T8-2	Troffer-2X4-Prismatic-Recessed	0.059	0.177	2300	407.10	Retrofit	B15-LED	3		0.090	207.00	0.087	200.10	

Debusk	Interior	215	F-F32T8-4	Troffer-2X4-Prismatic-Recessed	0.112	1.008	1900	1,915.20	Retrofit	TN36W-LED-DIM-FLAT	9	Dimmer 0-10V (2)	0.324	615.60	0.684	1,299.60
Debusk	Interior	301	F-F32T8-4	Troffer-2X4-Prismatic-Recessed	0.112	1.008	1900	1,915.20	Retrofit	TN36W-LED-DIM-FLAT	9	Dimmer 0-10V (2)	0.324	615.60	0.684	1,299.60
Debusk	Interior	303	F-F32T8-4	Troffer-2X4-Prismatic-Recessed	0.112	1.008	1900	1,915.20	Retrofit	TN36W-LED-DIM-FLAT	9	Dimmer 0-10V (2)	0.324	615.60	0.684	1,299.60
Debusk	Interior	303	LIN-LED-L15T8LED-1	Strip-1X4-Open - no lens-Surface	0.015	0.015	600	9.00	Retrofit	A15-LED	1		0.015	9.00	0.000	0.00
Debusk	Interior	303	No Existing-No Existing-0		0.000	0.000	0	0.00	Install	Lens 2x4 & Frame	1		0.000	0.00	0.000	0.00
Debusk	Interior	302	F-F32T8-2	Box-1X4-Prismatic-Surface	0.059	0.708	1900	1,345.20	Replace	TN36W-LED-DIM-FLAT	12	Dimmer 0-10V (2)	0.432	820.80	0.276	524.40
Debusk	Interior	302	F-F32T8-2	Box-1X4-Prismatic-Surface-*	0.059	0.472	1900	896.80	Remove	Remove	0		0.000	0.00	0.472	896.80
Debusk	Interior	Boys	CFL-CFT13W-2	Square-Plug-in 2 Pin-Prismatic-Surface-Horizontal	0.031	0.031	2300	71.30	Retrofit	DRNCF-89W-LED	1		0.009	20.70	0.022	50.60
Debusk	Interior	Boys	F-F32T8-2	Wrap-1X4-Prismatic-Surface	0.059	0.236	2300	542.80	Replace	WNB15-LED-EXT	4		0.120	276.00	0.116	266.80
Debusk	Interior	302 hall	F-F32T8-2	Box-1X4-Prismatic-Surface	0.059	0.354	1900	672.60	Replace	TN36W-LED-DIM-FLAT	6	Dimmer 0-10V (2)	0.216	410.40	0.138	262.20
Debusk	Interior	302 hall	F-F32T8-2	Box-1X4-Prismatic-Surface-*	0.059	0.177	1900	336.30	Remove	Remove	0		0.000	0.00	0.177	336.30
Debusk	Interior	Girls	CFL-CFT13W-2	Square-Plug-in 2 Pin-Prismatic-Surface-Horizontal	0.031	0.031	2300	71.30	Retrofit	DRNCF-89W-LED	1		0.009	20.70	0.022	50.60
Debusk	Interior	Girls	F-F32T8-2	Wrap-1X4-Prismatic-Surface	0.059	0.236	2300	542.80	Replace	WNB15-LED-EXT	4		0.120	276.00	0.116	266.80
Debusk	Interior	Janitor	F-F32T8-2	Strip-1X4-Open - no lens-Surface	0.059	0.059	600	35.40	Retrofit	B15-LED	1		0.030	18.00	0.029	17.40
Debusk	Interior	304	F-F32T8-2	Box-1X4-Prismatic-Surface	0.059	0.708	1900	1,345.20	Replace	TN36W-LED-DIM-FLAT	12	Dimmer 0-10V (2)	0.432	820.80	0.276	524.40
Debusk	Interior	304	F-F32T8-2	Box-1X4-Prismatic-Surface-*	0.059	0.472	1900	896.80	Remove	Remove	0		0.000	0.00	0.472	896.80
Debusk	Interior	Library	F-F32T8-2	Box-1X4-Prismatic-Surface	0.059	0.944	1900	1,793.60	Replace	TN36W-LED-DIM-FLAT	16	Class-1Pole-DT-2 (1)	0.576	766.08	0.368	1,027.52
Debusk	Interior	Library	F-F32T8-2	Box-1X4-Prismatic-Surface-*	0.059	0.472	1900	896.80	Remove	Remove	0		0.000	0.00	0.472	896.80
Debusk	Interior	Library office	F-F32T8-2	Box-1X4-Prismatic-Surface	0.059	0.118	2300	271.40	Replace	TN36W-LED-DIM-FLAT	2		0.072	165.60	0.046	105.80
Debusk	Interior	Library storage	F-F32T8-2	Box-1X4-Prismatic-Surface	0.059	0.118	600	70.80	Replace	TN36W-LED-DIM-FLAT	2		0.072	43.20	0.046	27.60
Debusk	Interior	Library storage	F-F32T8-2	Box-1X4-Prismatic-Surface-*	0.059	0.118	600	70.80	Remove	Remove	0		0.000	0.00	0.118	70.80
Debusk	Interior	306	F-F32T8-2	Box-1X4-Prismatic-Surface	0.059	0.708	1900	1,345.20	Replace	TN36W-LED-DIM-FLAT	12	Dimmer 0-10V (2)	0.432	820.80	0.276	524.40
Debusk	Interior	306	F-F32T8-2	Box-1X4-Prismatic-Surface-*	0.059	0.472	1900	896.80	Remove	Remove	0		0.000	0.00	0.472	896.80
Debusk	Interior	307	F-F32T8-2	Box-1X4-Prismatic-Surface	0.059	0.354	1900	672.60	Replace	TN36W-LED-DIM-FLAT	6	Dimmer 0-10V (2)	0.216	410.40	0.138	262.20
Debusk	Interior	307	F-F32T8-2	Box-1X4-Prismatic-Surface-*	0.059	0.177	1900	336.30	Remove	Remove	0		0.000	0.00	0.177	336.30
Debusk	Interior	Stairs	F-F32T8-4	Box-2X4-Prismatic-Surface-EMB	0.112	0.112	2300	257.60	Retrofit	B15-LED-RW-EMB	1		0.031	71.30	0.081	186.30
Debusk	Interior	Stairs	F-F32T8-4	Box-2X4-Prismatic-Surface	0.112	0.112	2300	257.60	Retrofit	B15-LED-RW	1		0.030	69.00	0.082	188.60
Debusk	Interior	Stairs	F-F32T8-4	Box-2X4-Prismatic-Surface	0.112	0.224	2300	515.20	Replace	WNB15-LED-EXT-EMB	2		0.062	142.60	0.162	372.60
Debusk	Interior	402	F-F32T8-2	Strip-1X4-Open - no lens-Surface	0.059	0.177	2300	407.10	Retrofit	B15-LED	3		0.090	207.00	0.087	200.10
Debusk	Interior	402 hall	F-F32T8-4	Troffer-2X4-Prismatic-Recessed	0.112	0.112	2300	257.60	Retrofit	B15-LED-RW	1		0.030	69.00	0.082	188.60
Debusk	Interior	401	F-F32T8-2	Box-1X4-Prismatic-Surface	0.059	0.944	1900	1,793.60	Replace	TN36W-LED-DIM-FLAT	16	Dimmer 0-10V (2)	0.576	1,094.40	0.368	699.20
Debusk	Interior	401	F-F32T8-2	Strip-1X4-Open - no lens-Surface	0.059	0.059	1900	112.10	Retrofit	B15-LED	1	Dimmer 0-10V (2)	0.030	57.00	0.029	55.10
Debusk	Interior	401	F-F32T8-2	Wrap-1X4-Prismatic-Surface	0.059	0.118	1900	224.20	Replace	WNB15-LED-EXT	2	Dimmer 0-10V (2)	0.060	114.00	0.058	110.20
Debusk	Interior	401	F-F32T8-2	Box-1X4-Prismatic-Surface-*	0.059	0.472	1900	896.80	Remove	Remove	0		0.000	0.00	0.472	896.80
Debusk	Interior	Gym entry	F-F32T8-2	Troffer-2X4-Prismatic-Recessed	0.059	0.236	2300	542.80	Retrofit	B15-LED	4		0.120	276.00	0.116	266.80
Debusk	Interior	Gym	MH-MH400-1	Highbay-Mogul-Open - no lens-Pendant	0.458	9.160	2300	21,068.00	Retrofit	HBN92W-LED	20	Class-1Pole-DT-4-Cages (1)	1.840	2,750.80	7.320	18,317.20
Debusk	Interior	Gym boys entry	F-F32T8-2	Troffer-2X4-Prismatic-Recessed	0.059	0.118	2300	271.40	Retrofit	B15-LED	2		0.060	138.00	0.058	133.40
Debusk	Interior	Gym boys	F-F32T8-2	Troffer-2X4-Prismatic-Recessed	0.059	0.118	2300	271.40	Retrofit	B15-LED	2		0.060	138.00	0.058	133.40
Debusk	Interior	Gym girls	F-F32T8-2	Troffer-2X4-Prismatic-Recessed	0.059	0.118	2300	271.40	Retrofit	B15-LED	2		0.060	138.00	0.058	133.40
Debusk	Interior	101	F-F32T8-4	Troffer-2X4-Prismatic-Recessed	0.112	0.672	2300	1,545.60	Retrofit	B15-LED-RW	6		0.180	414.00	0.492	1,131.60
Debusk	Interior	102	F-F32T8-3	Troffer-2X4-Prismatic-Recessed	0.089	0.178	2300	409.40	Retrofit	B15-LED-RW	2		0.060	138.00	0.118	271.40
Debusk	Interior	102 hall	F-F32T8-2	Troffer-2X4-Prismatic-Recessed	0.059	0.118	2300	271.40	Retrofit	B15-LED	2		0.060	138.00	0.058	133.40
Debusk	Interior	102 hall	No Existing-No Existing-0		0.000	0.000	0	0.00	Install	Lens 2x4	1		0.000	0.00	0.000	0.00
Debusk	Interior	102 hall storage	F-F32T8-2	Troffer-2X4-Prismatic-Recessed	0.059	0.059	600	35.40	Retrofit	B15-LED	1		0.030	18.00	0.029	17.40
Debusk	Interior	102 hall janitor	F-F32T8-2	Troffer-2X4-Prismatic-Recessed	0.059	0.059	600	35.40	Retrofit	B15-LED	1		0.030	18.00	0.029	17.40
Debusk	Interior	Concessions	F-F32T8-3	Troffer-2X4-Prismatic-Recessed	0.089	0.178	600	106.80	Retrofit	B15-LED-RW	2		0.060	36.00	0.118	70.80
Debusk	Interior	104 hall	F-F32T8-2	Troffer-2X4-Prismatic-Recessed	0.059	1.003	2300	2,306.90	Retrofit	B15-LED	17		0.510	1,173.00	0.493	1,133.90
Debusk	Interior	104 hall RR boys	F-F32T8-2	Troffer-2X4-Prismatic-Recessed	0.059	0.354	2300	814.20	Retrofit	B15-LED	6		0.180	414.00	0.174	400.20
Debusk	Interior	104 hall RR boys	F-F32T8-2	Strip-1X4-Open - no lens-Surface	0.059	0.118	2300	271.40	Retrofit	B15-LED	2		0.060	138.00	0.058	133.40
Debusk	Interior	104 hall RR boys	F-F32T8-2	Troffer-2X4-Prismatic-Recessed-EMB	0.059	0.059	2300	135.70	Retrofit	B15-LED-EMB	1		0.031	71.30	0.028	64.40
Debusk	Interior	103	F-F32T8-2	Strip-1X4-Open - no lens-Surface	0.059	0.059	600	35.40	Retrofit	B15-LED	1		0.030	18.00	0.029	17.40
Debusk	Interior	104 hall RR girls	F-F32T8-2	Troffer-2X4-Prismatic-Recessed	0.059	0.354	2300	814.20	Retrofit	B15-LED	6		0.180	414.00	0.174	400.20
Debusk	Interior	104 hall RR girls	F-F32T8-2	Strip-1X4-Open - no lens-Surface	0.059	0.118	2300	271.40	Retrofit	B15-LED	2		0.060	138.00	0.058	133.40
Debusk	Interior	104 hall RR girls	F-F32T8-2	Troffer-2X4-Prismatic-Recessed-EMB	0.059	0.059	2300	135.70	Retrofit	B15-LED-EMB	1		0.031	71.30	0.028	64.40
Debusk	Interior	104	F-F32T8-3	Troffer-2X4-Prismatic-Recessed	0.089	1.068	1900	2,029.20	Retrofit	TN36W-LED-DIM-FLAT	12	Dimmer 0-10V (2)	0.432	820.80	0.636	1,208.40
Debusk	Interior	105	F-F32T8-3	Troffer-2X4-Prismatic-Recessed	0.089	1.068	1900	2,029.20	Retrofit	TN36W-LED-DIM-FLAT	12	Dimmer 0-10V (2)	0.432	820.80	0.636	1,208.40
Debusk	Interior	106	F-F32T8-3	Troffer-2X4-Prismatic-Recessed	0.089	1.068	1900	2,029.20	Retrofit	TN36W-LED-DIM-FLAT	12	Dimmer 0-10V (2)	0.432	820.80	0.636	1,208.40
Debusk	Interior	110	F-F32T8-3	Troffer-2X4-Prismatic-Recessed	0.089	1.068	1900	2,029.20	Retrofit	TN36W-LED-DIM-FLAT	12	Dimmer 0-10V (2)	0.432	820.80	0.636	1,208.40
Debusk	Interior	109	F-F32T8-3	Troffer-2X4-Prismatic-Recessed	0.089	1.068	1900	2,029.20	Retrofit	TN36W-LED-DIM-FLAT	12	Dimmer 0-10V (2)	0.432	820.80	0.636	1,208.40
Debusk	Interior	108	F-F32T8-3	Troffer-2X4-Prismatic-Recessed	0.089	1.068	1900	2,029.20	Retrofit	TN36W-LED-DIM-FLAT	12	Dimmer 0-10V (2)	0.432	820.80	0.636	1,208.40

Debusk	Egress	Exit	EXIT-LED5W-1	Exit Combo-White-Red-Wall-edit	0.005	0.085	8760	744.60	Replace	XN-120/277R-B-EL	17	0.068	595.68	0.017	148.92
Debusk	Egress	Exit	EXIT-LED5W-1	Exit Combo-White-Red-Wall-edit	0.005	0.020	8760	175.20	Replace	XN-120/277R-B-EL-WG	4	0.016	140.16	0.004	35.04
Debusk	Egress	Bug eyes	EXIT-LED3W-1	Emergency-White-clear-Wall-edit	0.003	0.006	8760	52.56	Replace	Emergency Bug Eyes - Replace	2	0.004	35.04	0.002	17.52
Debusk	Egress	Bug eyes	EXIT-LED3W-1	Emergency-White-clear-Wall-edit	0.003	0.012	8760	105.12	Replace	Emergency Bug Eyes - Replace w/ Cage	4	0.008	70.08	0.004	35.04
Debusk	Egress	Add bug eye	No Existing-No Existing-0		0.000	0.000	0	0.00	Install	Emergency Bug Eyes - Add	6	0.012	105.12	-0.012	-105.12
Debusk	Egress	Add combo	No Existing-No Existing-0		0.000	0.000	0	0.00	Install	XN-120/277R-B-EL-Add	1	0.004	35.04	-0.004	-35.04
Debusk	Exterior	Wallpack	LED-L9-1	Wallpack-Medium-Prismatic-Wall-edit	0.009	0.072	4100	295.20	Replace	WPN28LED	8	0.224	918.40	-0.152	-623.20
Debusk	Exterior	Wallpack	MH-MH175-1	Wallpack-Mogul-Prismatic-Wall	0.215	1.720	4100	7,052.00	Replace	WPN28LED	8	0.224	918.40	1.496	6,133.60
Debusk	Exterior	Flood	MH-MH150-1	Flood-Mogul-Clear-Wall	0.190	0.190	4100	779.00	Replace	FNLED-60W-Trunnion	1	0.060	246.00	0.130	533.00
Debusk	Exterior	Canopy	HPS-HPS50-1	Box-Mogul-Frosted-Surface	0.066	0.066	4100	270.60	Replace	CSN28-LED	1	0.028	114.80	0.038	155.80
Debusk	Exterior	Wallpack	MH-MH70-1	Wallpack-Mogul-Prismatic-Wall	0.095	0.570	4100	2,337.00	Replace	WPN28LED	6	0.168	688.80	0.402	1,648.20
Debusk	Exterior	Can	MH-MH70-1	6-in Can-Medium-Prismatic-Recessed	0.095	0.095	4100	389.50	Retrofit	LED9W-SI	1	0.009	34.85	0.087	354.65
Doak Elementary	Interior	Entrance	F-F32T8-2	Box-1X4-Prismatic-Surface	0.059	0.354	2300	814.20	Replace	WNB15-LED-120	6	0.180	414.00	0.174	400.20
Doak Elementary	Interior	Office	F-F32T8-4	Box-2X4-Prismatic-Surface	0.112	1.344	2300	3,091.20	Replace	WNB15-LED-120	12	0.360	828.00	0.984	2,263.20
Doak Elementary	Interior	V	F-F32T8-2	Wrap-1X4-Prismatic-Surface	0.059	0.059	600	35.40	Retrofit	B15-LED	1	0.030	18.00	0.029	17.40
Doak Elementary	Interior	Assistant principal	F-F32T8-4	Box-2X4-Prismatic-Surface	0.112	0.448	2300	1,030.40	Replace	WNB15-LED-120	4	0.120	276.00	0.328	754.40
Doak Elementary	Interior	Assistant principal	F-F32T8-2	Wrap-1X4-Prismatic-Surface	0.059	0.059	600	35.40	Retrofit	B15-LED	1	0.030	18.00	0.029	17.40
Doak Elementary	Interior	Principal	F-F32T8-4	Box-2X4-Prismatic-Surface	0.112	0.448	2300	1,030.40	Replace	WNB15-LED-120	4	0.120	276.00	0.328	754.40
Doak Elementary	Interior	Principal	F-F32T8-2	Wrap-1X4-Prismatic-Surface	0.059	0.059	600	35.40	Retrofit	B15-LED	1	0.030	18.00	0.029	17.40
Doak Elementary	Interior	Lounge	F-F32T8-4	Box-2X4-Prismatic-Surface	0.112	0.672	2300	1,545.60	Replace	WNB15-LED-120	6	0.180	414.00	0.492	1,131.60
Doak Elementary	Interior	Theatre	F-F32T8-2	Box-1X4-Prismatic-Surface	0.059	0.826	2300	1,899.80	Replace	WNB15-LED-120	14	0.420	966.00	0.406	933.80
Doak Elementary	Interior	Theatre	F-F32T8-2	Box-1X4-Prismatic-Surface	0.059	0.885	2300	2,035.50	Remove	Remove	0	0.000	0.00	0.885	2,035.50
Doak Elementary	Interior	Theatre	F-F32T8-4	Box-2X4-Prismatic-Surface	0.112	1.344	2300	3,091.20	Replace	WNB15-LED-120	12	0.360	828.00	0.984	2,263.20
Doak Elementary	Interior	Theatre	HAL-H50-1	6-in Can-Medium-PAR38-Surface	0.060	1.560	600	936.00	Retrofit	LED17W-PAR38	26	0.442	265.20	1.118	670.80
Doak Elementary	Interior	Janitor	F-F32T8-2	Strip-1X4-Open - no lens-Surface	0.059	0.059	600	35.40	Retrofit	B15-LED	1	0.030	18.00	0.029	17.40
Doak Elementary	Interior	Mens	F-F32T8-2	Wrap-1X4-Prismatic-Surface	0.059	0.059	2300	135.70	Retrofit	B15-LED	1	0.030	69.00	0.029	66.70
Doak Elementary	Interior	Womens	F-F32T8-2	Wrap-1X4-Prismatic-Surface	0.059	0.118	2300	271.40	Retrofit	B15-LED	2	0.060	138.00	0.058	133.40
Doak Elementary	Interior	Speech	F-F32T8-2	Troffer-2X4-Prismatic-Surface	0.059	0.354	1900	672.60	Retrofit	TN36W-LED-DIM-FLAT	6	0.216	410.40	0.138	262.20
Doak Elementary	Interior	Chap one 1	F-F32T8-4	Troffer-2X4-Prismatic-Recessed	0.112	0.672	1900	1,276.80	Retrofit	TN36W-LED-DIM-FLAT	6	0.216	410.40	0.456	866.40
Doak Elementary	Interior	2nd grade 1	F-F32T8-2	Box-1X4-Prismatic-Surface	0.059	0.708	1900	1,345.20	Replace	WNB15-LED-DIM-EXT	12	0.360	684.00	0.348	661.20
Doak Elementary	Interior	2nd grade 1	F-F32T8-2	Box-1X4-Prismatic-Surface	0.059	0.472	1900	896.80	Remove	Remove	0	0.000	0.00	0.472	896.80
Doak Elementary	Interior	2nd grade 2	F-F32T8-2	Box-1X4-Prismatic-Surface	0.059	0.708	1900	1,345.20	Replace	WNB15-LED-DIM-EXT	12	0.360	684.00	0.348	661.20
Doak Elementary	Interior	2nd grade 2	F-F32T8-2	Box-1X4-Prismatic-Surface	0.059	0.472	1900	896.80	Remove	Remove	0	0.000	0.00	0.472	896.80
Doak Elementary	Interior	2nd grade 3	F-F32T8-2	Box-1X4-Prismatic-Surface	0.059	0.708	1900	1,345.20	Replace	WNB15-LED-DIM-EXT	12	0.360	684.00	0.348	661.20
Doak Elementary	Interior	2nd grade 3	F-F32T8-2	Box-1X4-Prismatic-Surface	0.059	0.472	1900	896.80	Remove	Remove	0	0.000	0.00	0.472	896.80
Doak Elementary	Interior	2nd grade 4	F-F32T8-2	Box-1X4-Prismatic-Surface	0.059	0.708	1900	1,345.20	Replace	WNB15-LED-DIM-EXT	12	0.360	684.00	0.348	661.20
Doak Elementary	Interior	2nd grade 4	F-F32T8-2	Box-1X4-Prismatic-Surface	0.059	0.472	1900	896.80	Remove	Remove	0	0.000	0.00	0.472	896.80
Doak Elementary	Interior	3rd grade 1	F-F32T8-2	Box-1X4-Prismatic-Surface	0.059	0.708	1900	1,345.20	Replace	WNB15-LED-DIM-EXT	12	0.360	684.00	0.348	661.20
Doak Elementary	Interior	3rd grade 1	F-F32T8-2	Box-1X4-Prismatic-Surface	0.059	0.472	1900	896.80	Remove	Remove	0	0.000	0.00	0.472	896.80
Doak Elementary	Interior	Janitor	F-F32T8-2	Strip-1X4-Open - no lens-Surface	0.059	0.059	600	35.40	Retrofit	B15-LED	1	0.030	18.00	0.029	17.40
Doak Elementary	Interior	Storage	F-F32T8-2	Strip-1X4-Open - no lens-Surface	0.059	0.118	600	70.80	Retrofit	B15-LED	2	0.060	36.00	0.058	34.80
Doak Elementary	Interior	3rd grade 2	F-F32T8-2	Box-1X4-Prismatic-Surface	0.059	0.708	1900	1,345.20	Replace	WNB15-LED-DIM-EXT	12	0.360	684.00	0.348	661.20
Doak Elementary	Interior	3rd grade 2	F-F32T8-2	Box-1X4-Prismatic-Surface	0.059	0.472	1900	896.80	Remove	Remove	0	0.000	0.00	0.472	896.80
Doak Elementary	Interior	3rd grade 4	F-F32T8-2	Box-1X4-Prismatic-Surface	0.059	0.708	1900	1,345.20	Replace	WNB15-LED-DIM-EXT	12	0.360	684.00	0.348	661.20
Doak Elementary	Interior	3rd grade 4	F-F32T8-2	Box-1X4-Prismatic-Surface	0.059	0.472	1900	896.80	Remove	Remove	0	0.000	0.00	0.472	896.80
Doak Elementary	Interior	Boys entrance	F-F32T8-2	Wrap-1X4-Prismatic-Surface	0.059	0.059	2300	135.70	Retrofit	B15-LED	1	0.030	69.00	0.029	66.70
Doak Elementary	Interior	Boys RR	F-F32T8-2	Wrap-1X4-Prismatic-Surface	0.059	0.236	2300	542.80	Retrofit	B15-LED	4	0.120	276.00	0.116	266.80
Doak Elementary	Interior	3rd grade 3	F-F32T8-2	Box-1X4-Prismatic-Surface	0.059	0.708	1900	1,345.20	Replace	WNB15-LED-DIM-EXT	12	0.360	684.00	0.348	661.20
Doak Elementary	Interior	3rd grade 3	F-F32T8-2	Box-1X4-Prismatic-Surface	0.059	0.472	1900	896.80	Remove	Remove	0	0.000	0.00	0.472	896.80
Doak Elementary	Interior	1st grade 1	F-F32T8-2	Box-1X4-Prismatic-Surface	0.059	0.708	1900	1,345.20	Replace	WNB15-LED-DIM-EXT	12	0.360	684.00	0.348	661.20
Doak Elementary	Interior	1st grade 1	F-F32T8-2	Box-1X4-Prismatic-Surface	0.059	0.472	1900	896.80	Remove	Remove	0	0.000	0.00	0.472	896.80
Doak Elementary	Interior	1st grade 2	F-F32T8-2	Box-1X4-Prismatic-Surface	0.059	0.708	1900	1,345.20	Replace	WNB15-LED-DIM-EXT	12	0.360	684.00	0.348	661.20
Doak Elementary	Interior	1st grade 2	F-F32T8-2	Box-1X4-Prismatic-Surface	0.059	0.472	1900	896.80	Remove	Remove	0	0.000	0.00	0.472	896.80
Doak Elementary	Interior	1st grade 3	F-F32T8-2	Box-1X4-Prismatic-Surface	0.059	0.708	1900	1,345.20	Replace	WNB15-LED-DIM-EXT	12	0.360	684.00	0.348	661.20
Doak Elementary	Interior	1st grade 3	F-F32T8-2	Box-1X4-Prismatic-Surface	0.059	0.472	1900	896.80	Remove	Remove	0	0.000	0.00	0.472	896.80
Doak Elementary	Interior	1st grade 4	F-F32T8-2	Box-1X4-Prismatic-Surface	0.059	0.708	1900	1,345.20	Replace	WNB15-LED-DIM-EXT	12	0.360	684.00	0.348	661.20
Doak Elementary	Interior	1st grade 4	F-F32T8-2	Box-1X4-Prismatic-Surface	0.059	0.472	1900	896.80	Remove	Remove	0	0.000	0.00	0.472	896.80
Doak Elementary	Interior	1st grade 5	F-F32T8-2	Box-1X4-Prismatic-Surface	0.059	0.708	1900	1,345.20	Replace	WNB15-LED-DIM-EXT	12	0.360	684.00	0.348	661.20
Doak Elementary	Interior	1st grade 5	F-F32T8-2	Box-1X4-Prismatic-Surface	0.059	0.472	1900	896.80	Remove	Remove	0	0.000	0.00	0.472	896.80
Doak Elementary	Interior	1st grade 6	F-F32T8-2	Box-1X4-Prismatic-Surface	0.059	0.708	1900	1,345.20	Replace	WNB15-LED-DIM-EXT	12	0.360	684.00	0.348	661.20

Doak Elementary	Interior	1st grade 6	F-F32T8-2	Box-1X4-Prismatic-Surface	0.059	0.472	1900	896.80	Remove	Remove		0	0.000	0.00	0.472	896.80
Doak Elementary	Interior	Girls RR	F-F32T8-2	Wrap-1X4-Prismatic-Surface	0.059	0.236	2300	542.80	Retrofit	B15-LED		4	0.120	276.00	0.116	266.80
Doak Elementary	Interior	1st grade hall	F-F32T8-2	Box-1X4-Prismatic-Surface	0.059	0.649	2300	1,492.70	Replace	WNB15-LED-120		11	0.330	759.00	0.319	733.70
Doak Elementary	Interior	1st grade hall	F-F32T8-2	Box-1X4-Prismatic-Surface	0.059	0.472	2300	1,085.60	Remove	Remove		0	0.000	0.00	0.472	1,085.60
Doak Elementary	Interior	Cafeteria	F-F32T8-2	Box-1X4-Prismatic-Surface	0.059	1.180	2300	2,714.00	Replace	WNB15-LED-120		20	Class-1Pole-DT-2 (1)	0.600	966.00	0.580	1,748.00
Doak Elementary	Interior	Cafeteria	F-F32T8-2	Box-1X4-Prismatic-Surface	0.059	0.826	2300	1,899.80	Remove	Remove		0		0.000	0.00	0.826	1,899.80
Doak Elementary	Interior	Cafeteria	F-F32T8-4	Troffer-2X4-Prismatic-Recessed	0.112	0.448	2300	1,030.40	Retrofit	B15-LED-RW		4		0.120	276.00	0.328	754.40
Doak Elementary	Interior	Kitchen	F-F32T8-2	Industrial Strip-1X4-Open - no lens-Surface	0.059	1.652	2300	3,799.60	Replace	VTNB15-LED		28		0.840	1,932.00	0.812	1,867.80
Doak Elementary	Interior	Kitchen office	F-F32T8-2	Box-1X4-Prismatic-Surface	0.059	0.059	2300	135.70	Replace	WNB15-LED-120		1		0.030	69.00	0.029	66.70
Doak Elementary	Interior	Hood	CFL-CFC13_E-1	Jelly Jar-Medium-Clear-Surface-Vertical	0.013	0.104	2300	239.20	Retrofit	LED9W-SI		8		0.068	156.40	0.036	82.80
Doak Elementary	Interior	Hood	LED-L9-1	Jelly jar-Medium-Clear-Surface-edit	0.009	0.036	2300	82.80	Retrofit	LED9W-SI		4		0.034	78.20	0.002	4.60
Doak Elementary	Interior	Mop	F-F32T8-2	Strip-1X4-Open - no lens-Surface	0.059	0.059	600	35.40	Retrofit	B15-LED		1		0.030	18.00	0.029	17.40
Doak Elementary	Interior	Lockers	F-F32T8-2	Industrial Strip-1X4-Open - no lens-Surface	0.059	0.059	2300	135.70	Retrofit	B15-LED		1		0.030	69.00	0.029	66.70
Doak Elementary	Interior	Kitchen RR	F-F32T8-2	Industrial Strip-1X4-Open - no lens-Surface	0.059	0.059	2300	135.70	Retrofit	B15-LED		1		0.030	69.00	0.029	66.70
Doak Elementary	Interior	Freezer	CFL-CFC13_E-1	Jelly Jar-Medium-Clear-Surface-Vertical	0.013	0.013	600	7.80	Retrofit	LED9W-SI		1		0.009	5.10	0.005	2.70
Doak Elementary	Interior	Freezer	INCAN-I60-1	Jelly Jar-Medium-Open - no lens-Surface-edit	0.060	0.060	600	36.00	Retrofit	LED9W-SI		1		0.009	5.10	0.052	30.90
Doak Elementary	Interior	Cooler	CFL-CFC13_E-1	Jelly Jar-Medium-Clear-Surface-Vertical	0.013	0.013	600	7.80	Retrofit	LED9W-SI		1		0.009	5.10	0.005	2.70
Doak Elementary	Interior	Dry goods	F-F32T8-1	Strip-1X4-Open - no lens-Surface	0.031	0.186	2300	427.80	Retrofit	A15-LED		6		0.090	207.00	0.096	220.80
Doak Elementary	Interior	Library	F-F32T8-2	Box-1X4-Prismatic-Surface	0.059	1.770	2300	4,071.00	Replace	WNB15-LED-120		30	Class-1Pole-DT-2 (1)	0.900	1,449.00	0.870	2,622.00
Doak Elementary	Interior	Library	F-F32T8-2	Box-1X4-Prismatic-Surface	0.059	1.770	2300	4,071.00	Remove	Remove		0		0.000	0.00	1.770	4,071.00
Doak Elementary	Interior	206	F-F32T8-2	Box-1X4-Prismatic-Surface	0.059	0.177	2300	407.10	Replace	WNB15-LED-120		3		0.090	207.00	0.087	200.10
Doak Elementary	Interior	405	F-F32T8-2	Box-1X4-Prismatic-Surface	0.059	0.118	2300	271.40	Replace	WNB15-LED-120		2		0.060	138.00	0.058	133.40
Doak Elementary	Interior	Clinic	F-F32T8-2	Box-1X4-Prismatic-Surface	0.059	0.118	2300	271.40	Replace	WNB15-LED-120		2		0.060	138.00	0.058	133.40
Doak Elementary	Interior	Music	F-F32T8-2	Box-1X4-Prismatic-Surface	0.059	0.708	1900	1,345.20	Replace	WNB15-LED-DIM-EXT		12		0.360	684.00	0.348	661.20
Doak Elementary	Interior	Music	F-F32T8-2	Box-1X4-Prismatic-Surface	0.059	0.236	1900	448.40	Remove	Remove		0		0.000	0.00	0.236	448.40
Doak Elementary	Interior	Chapter one 2	F-F32T8-2	Box-1X4-Prismatic-Surface	0.059	0.708	1900	1,345.20	Replace	WNB15-LED-DIM-EXT		12		0.360	684.00	0.348	661.20
Doak Elementary	Interior	Chapter one 2	F-F32T8-2	Box-1X4-Prismatic-Surface	0.059	0.472	1900	896.80	Remove	Remove		0		0.000	0.00	0.472	896.80
Doak Elementary	Interior	4th grade 1	F-F32T8-2	Box-1X4-Prismatic-Surface	0.059	0.708	1900	1,345.20	Replace	WNB15-LED-DIM-EXT		12		0.360	684.00	0.348	661.20
Doak Elementary	Interior	4th grade 1	F-F32T8-2	Box-1X4-Prismatic-Surface	0.059	0.472	1900	896.80	Remove	Remove		0		0.000	0.00	0.472	896.80
Doak Elementary	Interior	4th grade 2	F-F32T8-2	Box-1X4-Prismatic-Surface	0.059	0.708	1900	1,345.20	Replace	WNB15-LED-DIM-EXT		12		0.360	684.00	0.348	661.20
Doak Elementary	Interior	4th grade 2	F-F32T8-2	Box-1X4-Prismatic-Surface	0.059	0.472	1900	896.80	Remove	Remove		0		0.000	0.00	0.472	896.80
Doak Elementary	Interior	4th grade 3	F-F32T8-2	Box-1X4-Prismatic-Surface	0.059	0.708	1900	1,345.20	Replace	WNB15-LED-DIM-EXT		12		0.360	684.00	0.348	661.20
Doak Elementary	Interior	4th grade 3	F-F32T8-2	Box-1X4-Prismatic-Surface	0.059	0.472	1900	896.80	Remove	Remove		0		0.000	0.00	0.472	896.80
Doak Elementary	Interior	4th grade 4	F-F32T8-2	Box-1X4-Prismatic-Surface	0.059	0.708	1900	1,345.20	Replace	WNB15-LED-DIM-EXT		12		0.360	684.00	0.348	661.20
Doak Elementary	Interior	4th grade 4	F-F32T8-2	Box-1X4-Prismatic-Surface	0.059	0.472	1900	896.80	Remove	Remove		0		0.000	0.00	0.472	896.80
Doak Elementary	Interior	3rd grade 5	F-F32T8-2	Box-1X4-Prismatic-Surface	0.059	0.708	1900	1,345.20	Replace	WNB15-LED-DIM-EXT		12		0.360	684.00	0.348	661.20
Doak Elementary	Interior	3rd grade 5	F-F32T8-2	Box-1X4-Prismatic-Surface	0.059	0.472	1900	896.80	Remove	Remove		0		0.000	0.00	0.472	896.80
Doak Elementary	Interior	5th grade 1	F-F32T8-2	Box-1X4-Prismatic-Surface	0.059	0.708	1900	1,345.20	Replace	WNB15-LED-DIM-EXT		12		0.360	684.00	0.348	661.20
Doak Elementary	Interior	5th grade 1	F-F32T8-2	Box-1X4-Prismatic-Surface	0.059	0.472	1900	896.80	Remove	Remove		0		0.000	0.00	0.472	896.80
Doak Elementary	Interior	5th grade 2	F-F32T8-2	Box-1X4-Prismatic-Surface	0.059	0.708	1900	1,345.20	Replace	WNB15-LED-DIM-EXT		12		0.360	684.00	0.348	661.20
Doak Elementary	Interior	5th grade 2	F-F32T8-2	Box-1X4-Prismatic-Surface	0.059	0.472	1900	896.80	Remove	Remove		0		0.000	0.00	0.472	896.80
Doak Elementary	Interior	5th grade 3	F-F32T8-2	Box-1X4-Prismatic-Surface	0.059	0.708	1900	1,345.20	Replace	WNB15-LED-DIM-EXT		12		0.360	684.00	0.348	661.20
Doak Elementary	Interior	5th grade 3	F-F32T8-2	Box-1X4-Prismatic-Surface	0.059	0.472	1900	896.80	Remove	Remove		0		0.000	0.00	0.472	896.80
Doak Elementary	Interior	5th grade 4	F-F32T8-2	Box-1X4-Prismatic-Surface	0.059	0.708	1900	1,345.20	Replace	WNB15-LED-DIM-EXT		12		0.360	684.00	0.348	661.20
Doak Elementary	Interior	5th grade 4	F-F32T8-2	Box-1X4-Prismatic-Surface	0.059	0.472	1900	896.80	Remove	Remove		0		0.000	0.00	0.472	896.80
Doak Elementary	Interior	6th grade 1	F-F32T8-2	Box-1X4-Prismatic-Surface	0.059	0.708	1900	1,345.20	Replace	WNB15-LED-DIM-EXT		12		0.360	684.00	0.348	661.20
Doak Elementary	Interior	6th grade 1	F-F32T8-2	Box-1X4-Prismatic-Surface	0.059	0.472	1900	896.80	Remove	Remove		0		0.000	0.00	0.472	896.80
Doak Elementary	Interior	6th grade 2	F-F32T8-2	Box-1X4-Prismatic-Surface	0.059	0.708	1900	1,345.20	Replace	WNB15-LED-DIM-EXT		12		0.360	684.00	0.348	661.20
Doak Elementary	Interior	6th grade 2	F-F32T8-2	Box-1X4-Prismatic-Surface	0.059	0.472	1900	896.80	Remove	Remove		0		0.000	0.00	0.472	896.80
Doak Elementary	Interior	Janitor	F-F32T8-2	Strip-1X4-Open - no lens-Surface	0.059	0.059	600	35.40	Retrofit	B15-LED		1		0.030	18.00	0.029	17.40
Doak Elementary	Interior	Storage	F-F32T8-2	Strip-1X4-Open - no lens-Surface	0.059	0.118	600	70.80	Retrofit	B15-LED		2		0.060	36.00	0.058	34.80
Doak Elementary	Interior	Boys entrance	F-F32T8-2	Wrap-1X4-Prismatic-Surface	0.059	0.059	2300	135.70	Retrofit	B15-LED		1		0.030	69.00	0.029	66.70
Doak Elementary	Interior	Boys RR	F-F32T8-2	Wrap-1X4-Prismatic-Surface	0.059	0.236	2300	542.80	Retrofit	B15-LED		4		0.120	276.00	0.116	266.80
Doak Elementary	Interior	Girls RR	F-F32T8-2	Wrap-1X4-Prismatic-Surface	0.059	0.236	2300	542.80	Retrofit	B15-LED		4		0.120	276.00	0.116	266.80
Doak Elementary	Interior	Stairs hall	F-F32T8-2	Box-1X4-Prismatic-Surface	0.059	0.236	2300	542.80	Replace	WNB15-LED-120		4		0.120	276.00	0.116	266.80
Doak Elementary	Interior	Stairs	F-F32T8-2	Box-1X4-Prismatic-Surface	0.059	0.236	2300	542.80	Replace	WNB15-LED-120		4		0.120	276.00	0.116	266.80
Doak Elementary	Interior	Womens	F-F32T8-2	Wrap-1X4-Prismatic-Surface	0.059	0.236	2300	542.80	Retrofit	B15-LED		4		0.120	276.00	0.116	266.80
Doak Elementary	Interior	Resource 2	F-F32T8-2	Box-1X4-Prismatic-Surface	0.059	0.413	1900	784.70	Replace	WNB15-LED-DIM-EXT		7		0.210	399.00	0.203	385.70
Doak Elementary	Interior	Resource 2	F-F32T8-2	Box-1X4-Prismatic-Surface	0.059	0.354	1900	672.60	Remove	Remove		0		0.000	0.00	0.354	672.60
Doak Elementary	Interior	7th/8th hall	F-F32T8-4	Troffer-2X4-Prismatic-Recessed	0.112	2.016	2300	4,636.80	Retrofit	B15-LED-RW		18		0.540	1,242.00	1.476	3,394.80

Doak Elementary	Interior	7th/8th hall	F-F32T8-2	Wrap-1X4-Prismatic-Surface	0.059	0.059	2300	135.70	Retrofit	B15-LED	1		0.030	69.00	0.029	66.70
Doak Elementary	Interior	7th grade 3	F-F32T8-2	Box-1X4-Prismatic-Surface	0.059	0.826	1900	1,569.40	Replace	WNB15-LED-DIM-EXT	14		0.420	798.00	0.406	771.40
Doak Elementary	Interior	7th grade 3	F-F32T8-2	Box-1X4-Prismatic-Surface	0.059	0.531	1900	1,008.90	Remove	Remove	0		0.000	0.00	0.531	1,008.90
Doak Elementary	Interior	7th grade 2	F-F32T8-2	Box-1X4-Prismatic-Surface	0.059	0.826	1900	1,569.40	Replace	WNB15-LED-DIM-EXT	14		0.420	798.00	0.406	771.40
Doak Elementary	Interior	7th grade 2	F-F32T8-2	Box-1X4-Prismatic-Surface	0.059	0.531	1900	1,008.90	Remove	Remove	0		0.000	0.00	0.531	1,008.90
Doak Elementary	Interior	7th grade 1	F-F32T8-2	Box-1X4-Prismatic-Surface	0.059	0.531	1900	1,008.90	Replace	WNB15-LED-DIM-EXT	9		0.270	513.00	0.261	495.90
Doak Elementary	Interior	7th grade 1	F-F32T8-2	Box-1X4-Prismatic-Surface	0.059	0.472	1900	896.80	Remove	Remove	0		0.000	0.00	0.472	896.80
Doak Elementary	Interior	Teacher RR	F-F32T8-2	Wrap-1X4-Prismatic-Surface	0.059	0.236	600	141.60	Replace	WNB15-LED-120	4		0.120	72.00	0.118	69.60
Doak Elementary	Interior	Teacher RR	UFL-FU31T8/6-2	2X2-Troffer-Prismatic-Recessed	0.059	0.059	600	35.40	Retrofit	B08-LED- RW	1		0.016	9.60	0.043	25.80
Doak Elementary	Interior	HVAC	F-F32T8-2	Strip-1X4-Open - no lens-Surface	0.059	0.059	600	35.40	Retrofit	B15-LED	1		0.030	18.00	0.029	17.40
Doak Elementary	Interior	Janitor	F-F32T8-2	Strip-1X4-Open - no lens-Surface	0.059	0.059	600	35.40	Retrofit	B15-LED	1		0.030	18.00	0.029	17.40
Doak Elementary	Interior	Mens	F-F32T8-2	Wrap-1X4-Prismatic-Surface	0.059	0.295	2300	678.50	Replace	WNB15-LED-120	5		0.150	345.00	0.145	333.50
Doak Elementary	Interior	Mens	UFL-FU31T8/6-2	2X2-Troffer-Prismatic-Recessed	0.059	0.059	2300	135.70	Retrofit	B08-LED- RW	1		0.018	36.80	0.043	98.90
Doak Elementary	Interior	Computer room	F-F32T8-2	Box-1X4-Prismatic-Surface	0.059	0.826	1900	1,569.40	Replace	WNB15-LED-DIM-EXT	14		0.420	798.00	0.406	771.40
Doak Elementary	Interior	Computer room	F-F32T8-2	Box-1X4-Prismatic-Surface	0.059	0.531	1900	1,008.90	Remove	Remove	0		0.000	0.00	0.531	1,008.90
Doak Elementary	Interior	8th grade 1	F-F32T8-2	Box-1X4-Prismatic-Surface	0.059	0.708	1900	1,345.20	Replace	WNB15-LED-DIM-EXT	12		0.360	684.00	0.348	661.20
Doak Elementary	Interior	8th grade 1	F-F32T8-2	Box-1X4-Prismatic-Surface	0.059	0.413	1900	784.70	Remove	Remove	0		0.000	0.00	0.413	784.70
Doak Elementary	Interior	Resource 3	F-F32T8-2	Box-1X4-Prismatic-Surface	0.059	0.826	1900	1,569.40	Replace	WNB15-LED-DIM-EXT	14		0.420	798.00	0.406	771.40
Doak Elementary	Interior	Resource 3	F-F32T8-2	Box-1X4-Prismatic-Surface	0.059	0.531	1900	1,008.90	Remove	Remove	0		0.000	0.00	0.531	1,008.90
Doak Elementary	Interior	8th grade 3	F-F32T8-2	Box-1X4-Prismatic-Surface	0.059	0.531	1900	1,008.90	Replace	WNB15-LED-DIM-EXT	9		0.270	513.00	0.261	495.90
Doak Elementary	Interior	8th grade 3	F-F32T8-2	Box-1X4-Prismatic-Surface	0.059	0.354	1900	672.60	Remove	Remove	0		0.000	0.00	0.354	672.60
Doak Elementary	Interior	8th grade 2	F-F32T8-2	Box-1X4-Prismatic-Surface	0.059	0.531	1900	1,008.90	Replace	WNB15-LED-DIM-EXT	9		0.270	513.00	0.261	495.90
Doak Elementary	Interior	8th grade 2	F-F32T8-2	Box-1X4-Prismatic-Surface	0.059	0.354	1900	672.60	Remove	Remove	0		0.000	0.00	0.354	672.60
Doak Elementary	Egress	Exit	EXIT-LED5W-1	Exit-White-Red-Wall-edit	0.005	0.150	8760	1,314.00	Replace	XN-120/277R-B-EL	30		0.120	1,051.20	0.030	262.80
Doak Elementary	Egress	Exit	EXIT-LED5W-1	Exit-White-Red-Wall-edit	0.005	0.010	8760	87.60	Replace	XN-120/277R-B-EL-WG	2		0.008	70.08	0.002	17.52
Doak Elementary	Egress	Combo	EXIT-LED5W-1	Exit-White-Red-Wall-edit	0.005	0.015	8760	131.40	Replace	XN-120/277R-B-EL	3		0.012	105.12	0.003	26.28
Doak Elementary	Egress	Bug eye	EXIT-LED3W-1	Emergency-White-Clear-Surface-edit	0.003	0.018	8760	157.68	Replace	Emergency Bug Eyes - Replace	6		0.012	105.12	0.006	52.56
Doak Elementary	Egress	Bug eye	EXIT-LED3W-1	Emergency-White-Clear-Surface-edit	0.003	0.006	8760	52.56	Replace	Emergency Bug Eyes - Replace w/ Cage	2		0.004	35.04	0.002	17.52
Doak Elementary	Egress	Add combo	No Existing-No Existing-0		0.000	0.000	0	0.00	Install	XN-120/277R-B-EL-Add	14		0.056	490.56	-0.056	-490.56
Doak Elementary	Egress	Add combo	No Existing-No Existing-0		0.000	0.000	0	0.00	Install	XN-120/277R-B-EL-WG-Add	1		0.004	35.04	-0.004	-35.04
Doak Elementary	Egress	Add bug eye	No Existing-No Existing-0		0.000	0.000	0	0.00	Install	Emergency Bug Eyes - Add W/cage	2		0.004	35.04	-0.004	-35.04
Doak Elementary	Egress	Add bug eyes RR's	No Existing-No Existing-0		0.000	0.000	0	0.00	Install	Emergency Bug Eyes - Add	10		0.020	175.20	-0.020	-175.20
Doak Elementary	Exterior	Canopy	MH-MH100-1	Box-Mogul-Frosted-Surface	0.128	3.712	4100	15,219.20	Replace	CSN28-LED	29		0.812	3,329.20	2.900	11,890.00
Doak Elementary	Exterior	Flood	MH-MH400-1	Flood-Mogul-Clear-Wall	0.458	1.374	4100	5,633.40	Replace	FNLED-90-Trunnion	3		0.270	1,107.00	1.104	4,526.40
Doak Elementary	Exterior	Wallpack	MH-MH70-1	Wallpack-Mogul-Prismatic-Wall	0.095	0.285	4100	1,168.50	Replace	WPN28LED	3		0.084	344.40	0.201	824.10
Doak Elementary	Grade school	Hall	F-F32T8-2	Wrap-1X4-Prismatic-Surface	0.059	1.180	2300	2,714.00	Retrofit	B15-LED	20		0.600	1,380.00	0.580	1,334.00
Doak Elementary	Grade school	Kindergarten 1	F-F32T8-2	Box-1X4-Prismatic-Surface	0.059	0.531	1900	1,008.90	Replace	WNB15-LED-DIM-EXT	9		0.270	513.00	0.261	495.90
Doak Elementary	Grade school	Kindergarten 1	F-F32T8-2	Box-1X4-Prismatic-Surface	0.059	0.531	1900	1,008.90	Remove	Remove	0		0.000	0.00	0.531	1,008.90
Doak Elementary	Grade school	Kindergarten 2	F-F32T8-2	Box-1X4-Prismatic-Surface	0.059	0.531	1900	1,008.90	Replace	WNB15-LED-DIM-EXT	9		0.270	513.00	0.261	495.90
Doak Elementary	Grade school	Kindergarten 2	F-F32T8-2	Box-1X4-Prismatic-Surface	0.059	0.531	1900	1,008.90	Remove	Remove	0		0.000	0.00	0.531	1,008.90
Doak Elementary	Grade school	Kindergarten 2	F-F32T8-2	Wrap-1X4-Prismatic-Surface	0.059	0.118	1900	224.20	Retrofit	B15-LED-EXT	2		0.060	114.00	0.058	110.20
Doak Elementary	Grade school	Work room	F-F32T8-2	Box-1X4-Prismatic-Surface	0.059	0.531	2300	1,221.30	Replace	WNB15-LED-120	9		0.270	621.00	0.261	600.30
Doak Elementary	Grade school	Work room	F-F32T8-2	Box-1X4-Prismatic-Surface	0.059	0.472	2300	1,085.60	Remove	Remove	0		0.000	0.00	0.472	1,085.60
Doak Elementary	Grade school	Work room	F-F32T8-2	Wrap-1X4-Prismatic-Surface	0.059	0.118	2300	271.40	Retrofit	B15-LED	2		0.060	138.00	0.058	133.40
Doak Elementary	Grade school	Lounge	F-F32T8-2	Wrap-1X4-Prismatic-Surface	0.059	0.354	2300	814.20	Retrofit	B15-LED	6		0.180	414.00	0.174	400.20
Doak Elementary	Grade school	Lounge	F-F32T8-2	Wrap-1X4-Prismatic-Surface	0.059	0.059	2300	135.70	Retrofit	B15-LED	1		0.030	69.00	0.029	66.70
Doak Elementary	Grade school	Kindergarten 3	F-F32T8-2	Box-1X4-Prismatic-Surface	0.059	1.416	1900	2,690.40	Replace	WNB15-LED-DIM-EXT	24		0.720	1,368.00	0.696	1,322.40
Doak Elementary	Grade school	Kindergarten 3	F-F32T8-2	Box-1X4-Prismatic-Surface	0.059	1.180	1900	2,242.00	Remove	Remove	0		0.000	0.00	1.180	2,242.00
Doak Elementary	Grade school	Kindergarten 3	F-F32T8-2	Box-1X4-Prismatic-Surface	0.059	0.118	600	70.80	Replace	WNB15-LED-120	2		0.060	36.00	0.058	34.80
Doak Elementary	Grade school	Kindergarten 3	F-F32T8-2	Wrap-1X4-Prismatic-Surface	0.059	0.118	600	70.80	Retrofit	B15-LED	2		0.060	36.00	0.058	34.80
Doak Elementary	Gym	Gym	MH-MH400-1	Highbay-Mogul-Open - no lens-Pendant	0.458	5.954	2300	13,694.20	Replace	HBN147-LED	13	Class-1Pole-DT-6-Cages (1)	1.899	2,839.45	4.055	10,854.75
Doak Elementary	Gym	Stage	F-F32T8-2	Strip-1X4-Open - no lens-Suspended	0.059	0.708	2300	1,628.40	Retrofit	B15-LED	12		0.360	828.00	0.348	800.40
Doak Elementary	Gym	Stage	HAL-H75-1	Flood-Medium-PAR38-Ground	0.075	0.075	600	45.00	Remove	Remove	0		0.000	0.00	0.075	45.00
Doak Elementary	Gym	Coaches	F-F32T8-4	Wrap-2X4-Prismatic-Pendant	0.112	0.672	2300	1,545.60	Retrofit	B15-LED-RW	6		0.180	414.00	0.492	1,131.60
Doak Elementary	Gym	Concessions	F-F32T8-4	Wrap-2X4-Prismatic-Pendant	0.112	0.672	600	403.20	Replace	WNB15-LED-120	6		0.180	108.00	0.492	295.20
Doak Elementary	Gym	Concessions	F-F40T12_MSTD-2	Strip-1X4-Open - no lens-Suspended	0.094	0.094	600	56.40	Remove	Remove	0		0.000	0.00	0.094	56.40
Doak Elementary	Gym	Gym storage 1	F-F32T8-4	Wrap-2X4-Prismatic-Pendant	0.112	0.112	600	67.20	Retrofit	B15-LED-RW	1		0.030	18.00	0.082	49.20
Doak Elementary	Gym	Gym storage 2	F-F32T8-4	Wrap-2X4-Prismatic-Pendant	0.112	0.112	600	67.20	Retrofit	B15-LED-RW	1		0.030	18.00	0.082	49.20
Doak Elementary	Gym	Bleachers	No Existing-No Existing-0		0.000	0.000	0	0.00	Install	SNB15-LED-ADD	4		0.120	276.00	-0.120	-276.00
Doak Elementary	Gym	Gym storage 3	F-F32T8-4	Wrap-2X4-Prismatic-Pendant	0.112	0.112	600	67.20	Retrofit	B15-LED-RW	1		0.030	18.00	0.082	49.20

Doak Elementary	Gym	Boys	F-F32T8-2	Wrap-1X4-Prismatic Surface	0.059	0.059	2300	135.70	Retrofit	B15-LED	1		0.030	69.00	0.029	66.70
Doak Elementary	Gym	Dressing room	F-F32T8-4	Box-2X4-Prismatic-Surface	0.112	0.224	600	134.40	Retrofit	B15-LED-RW	2		0.060	36.00	0.164	98.40
Doak Elementary	Gym	Girls	F-F32T8-2	Vapor Tight-1X4-Prismatic-Surface	0.059	0.059	2300	135.70	Retrofit	B15-LED	1		0.030	69.00	0.029	66.70
Doak Elementary	Gym	Dressing room	F-F32T8-4	Box-2X4 Prismatic-Surface	0.112	0.224	600	134.40	Retrofit	B15-LED-RW	2		0.060	36.00	0.164	98.40
Doak Elementary	Gym	Stair	CFL-CFC13_E-1	Keyless Medium Open - no lens-Surface Vertical	0.013	0.013	2300	29.90	Retrofit	LED9W-SI	1		0.009	19.55	0.005	10.35
Doak Elementary	Gym	Stair	F-F32T8-2	Box-1X4-Prismatic-Surface	0.059	0.059	2300	135.70	Replace	WNB15-LED-120	1		0.030	69.00	0.029	66.70
Doak Elementary	Gym	CDC 1	F-F32T8-2	Box-1X4-Prismatic-Surface	0.059	1.418	2300	3,256.80	Replace	WNB15-LED-120	24		0.720	1,656.00	0.698	1,600.80
Doak Elementary	Gym	CDC 1	F-F32T8-4	Troffer-2X4-Prismatic-Recessed	0.112	0.112	2300	257.60	Retrofit	B15-LED-RW	1		0.030	69.00	0.082	188.60
Doak Elementary	Gym	CDC 2 open area	F-F32T8-2	Box-1X4-Prismatic-Surface	0.059	2.360	2300	5,428.00	Replace	WNB15-LED-120	40		1.200	2,760.00	1.160	2,668.00
Doak Elementary	Gym	CDC 2 open area	F-F32T8-4	Troffer 2X4-Prismatic-Recessed	0.112	0.112	2300	257.60	Retrofit	B15-LED RW	1		0.030	69.00	0.082	188.60
Doak Elementary	Gym	Wash machine	F-F32T8-1	Strip-1X4-Open - no lens-Surface	0.031	0.031	2300	71.30	Retrofit	A15-LED	1		0.015	34.50	0.016	36.80
Doak Elementary	Gym	CDC 4	F-F32T8-2	Box-1X4-Prismatic Surface	0.059	1.888	2300	4,342.40	Replace	WNB15-LED-120	32		0.960	2,208.00	0.928	2,134.40
Doak Elementary	Gym	Storage	CFL-CFC13_E-1	Keyless-Medium-Open - no lens-Surface-Vertical	0.013	0.013	600	7.80	Retrofit	LED9W-SI	1		0.009	5.10	0.005	2.70
Doak Elementary	Gym	Storage	F-F32T8-2	Strip-1X4-Open - no lens Surface	0.059	0.059	600	35.40	Retrofit	B15-LED	1		0.030	18.00	0.029	17.40
Doak Elementary	Gym	Hall	F-F32T8-2	Wrap-1X4 Prismatic-Surface	0.059	0.118	2300	271.40	Retrofit	B15-LED	2		0.060	138.00	0.058	133.40
Doak Elementary	Gym	Girls	F-F32T8-2	Box 1X4-Prismatic Surface	0.059	0.118	2300	271.40	Replace	WNB15-LED-120	2		0.060	138.00	0.058	133.40
Doak Elementary	Gym	Boys	F-F32T8-2	Box-1X4-Prismatic-Surface	0.059	0.118	2300	271.40	Replace	WNB15-LED-120	2		0.060	138.00	0.058	133.40
Doak Elementary	Gym	Storage	F-F32T8-2	Wrap-1X4 Prismatic-Surface	0.059	0.118	2300	271.40	Retrofit	B15-LED	2		0.060	138.00	0.058	133.40
Glenwood	Interior	Front office	F-F32T8-3	Troffer-2X4-Prismatic-Recessed	0.089	0.356	2300	818.80	Retrofit	B15-LED-RW	4		0.120	276.00	0.236	542.80
Glenwood	Interior	Principal	F-F32T8-3	Troffer-2X4-Prismatic-Recessed	0.089	0.178	2300	409.40	Retrofit	B15-LED-RW	2		0.060	138.00	0.118	271.40
Glenwood	Interior	Principal	F-F32T8-3	Troffer-2X4-Prismatic-Recessed-EMB	0.089	0.089	2300	204.70	Retrofit	B15-LED-RW-EMB	1		0.031	71.30	0.058	133.40
Glenwood	Interior	Library	F-F32T8-3	Troffer-2X4-Prismatic-Recessed	0.089	0.890	2300	2,047.00	Retrofit	B15-LED-RW	10	Class-1 Pole DT-2	0.300	483.00	0.590	1,564.00
Glenwood	Interior	Library	F-F32T8-3	Troffer-2X4-Prismatic-Recessed-EMB	0.089	0.178	2300	409.40	Retrofit	B15-LED-RW EMB	2		0.062	142.60	0.116	266.80
Glenwood	Interior	Conference	F-F32T8-3	Troffer-2X4-Prismatic-Recessed	0.089	0.267	2300	614.10	Retrofit	B15-LED-RW	3		0.090	207.00	0.177	407.10
Glenwood	Interior	Conference	F-F32T8-3	Troffer-2X4 Prismatic-Recessed EMB	0.089	0.089	2300	204.70	Retrofit	B15-LED-RW EMB	1		0.031	71.30	0.058	133.40
Glenwood	Interior	124	F-F32T8-3	Troffer-2X4 Prismatic-Recessed	0.089	0.178	2300	409.40	Retrofit	B15-LED-RW	2		0.060	138.00	0.118	271.40
Glenwood	Interior	125	F-F32T8-2	Troffer-2X4 Prismatic-Recessed	0.059	0.118	2300	271.40	Retrofit	B15-LED	2		0.060	138.00	0.058	133.40
Glenwood	Interior	Entrance hall	F-F32T8-2	Troffer-2X4-Prismatic-Recessed	0.059	0.236	2300	542.80	Retrofit	B15-LED	4		0.120	276.00	0.116	266.80
Glenwood	Interior	Entrance ha	F-F32T8-2	Troffer-2X4-Prismatic Recessed	0.059	0.118	2300	271.40	Retrofit	B15-LED	2		0.060	138.00	0.058	133.40
Glenwood	Interior	Hall 1	F-F32T8-4	Troffer-2X4-Prismatic-Recessed	0.112	1.456	2300	3,348.80	Retrofit	B15-LED-RW	13		0.390	897.00	1.066	2,451.80
Glenwood	Interior	Case	F-F32T8-1	Strip-1X4-Open - no lens-Surface	0.031	0.062	2300	142.60	Retrofit	A15-LED	2		0.030	69.00	0.032	73.60
Glenwood	Interior	Lounge	F-F17T8-4	Troffer-2X2-Prismatic Recessed	0.112	0.672	2300	1,545.60	Retrofit	B15-LED RW	6		0.180	414.00	0.432	1,131.60
Glenwood	Interior	100	F-F32T8-4	Troffer 2X4-Prismatic-Recessed	0.112	0.448	2300	1,030.40	Retrofit	B15-LED RW	4		0.120	276.00	0.328	754.40
Glenwood	Interior	120	F-F32T8-4	Troffer 2X4-Prismatic Recessed	0.112	0.896	1900	1,702.40	Replace	TN36W-LED-DIM-FLAT	8	Dimmer 0-10V (2)	0.288	547.20	0.608	1,155.20
Glenwood	Interior	141	F-F32T5-3	Troffer 2X4-Prismatic Recessed	0.089	1.068	1900	2,029.20	Replace	TN36W-LED DIM-FLAT	12	Dimmer 0-10V (2)	0.432	820.80	0.636	1,208.40
Glenwood	Interior	140	F-F32T8-3	Troffer-2X4-Prismatic-Recessed	0.089	1.068	1900	2,029.20	Replace	TN36W-LED DIM-FLAT	12	Dimmer 0-10V (2)	0.432	820.80	0.636	1,208.40
Glenwood	Interior	144	F-F32T8-3	Troffer-2X4-Prismatic-Recessed	0.089	0.534	1900	1,014.60	Replace	TN36W-LED-DIM-FLAT	6	Dimmer 0-10V (2)	0.216	410.40	0.318	604.20
Glenwood	Interior	Stairs	F-F32T8-4	Troffer-2X4-Prismatic-Recessed	0.112	0.224	2300	515.20	Retrofit	B15-LED-RW	2		0.060	138.00	0.164	377.20
Glenwood	Interior	Stairs	F-F32T8-4	Troffer-2X4-Prismatic-Recessed-EMB	0.112	0.112	2300	257.60	Retrofit	B15-LED-RW-EMB	1		0.031	71.30	0.081	186.30
Glenwood	Interior	Stairs	F-F32T8-2	Wrap-1X4-Prismatic-Surface	0.059	0.059	2300	135.70	Replace	WNB15-LED EXT	1		0.030	69.00	0.029	66.70
Glenwood	Interior	Basement hall	F-F32T8-4	Troffer-2X4-Prismatic-Recessed	0.112	0.784	2300	1,803.20	Retrofit	B15 LED RW	7		0.210	483.00	0.574	1,320.20
Glenwood	Interior	Basement ha	F-F32T8-4	Troffer-2X4-Prismatic-Recessed-EMB	0.112	0.112	2300	257.60	Retrofit	B15-LED-RW EMB	1		0.031	71.30	0.081	186.30
Glenwood	Interior	132	F-F32T8-4	Troffer-2X4-Prismatic-Recessed	0.112	1.008	1900	1,915.20	Replace	TN36W-LED-DIM-FLAT	9	Dimmer 0-10V (2)	0.324	615.60	0.684	1,299.60
Glenwood	Interior	130	F-F32T8-4	Troffer-2X4-Prismatic-Recessed	0.112	0.336	2300	772.80	Remove	Remove	0		0.000	0.00	0.336	772.80
Glenwood	Interior	Girls	F-F32T8-1	Vanity-1X4 Prismatic-Wall	0.031	0.031	2300	71.30	Retrofit	A15-LED	1		0.015	34.50	0.016	36.80
Glenwood	Interior	Girls	F-F32T8-2	Wrap-1X4-Prismatic Surface	0.059	0.059	2300	135.70	Retrofit	B15-LED	1		0.030	69.00	0.029	66.70
Glenwood	Interior	ROTC hall	F-F32T8-4	Troffer-2X4-Prismatic-Recessed	0.112	0.224	2300	515.20	Retrofit	B15-LED-RW	2		0.060	138.00	0.164	377.20
Glenwood	Interior	Faculty RR	F-F32T8-4	Troffer-2X4 Prismatic-Recessed	0.112	0.112	2300	257.60	Retrofit	B15-LED-RW	1		0.030	69.00	0.082	188.60
Glenwood	Interior	ROTC	F-F32T8-4	Troffer-2X4 Prismatic-Recessed	0.112	0.672	2300	1,545.60	Retrofit	B15-LED-RW	6		0.180	414.00	0.492	1,131.60
Glenwood	Interior	13	F-F32T8-4	Troffer-2X4 Prismatic-Recessed	0.112	1.008	1900	1,915.20	Replace	TN36W-LED-DIM-FLAT	9	Dimmer 0-10V (2)	0.324	615.60	0.684	1,299.60
Glenwood	Interior	13	F-F32T8-4	Troffer-2X4 Prismatic-Recessed	0.112	0.336	1900	638.40	Remove	Remove	0		0.000	0.00	0.336	638.40
Glenwood	Interior	Boys	F-F32T8-2	Troffer-2X4 Prismatic-Recessed	0.059	0.236	2300	542.80	Retrofit	B15-LED	4		0.120	276.00	0.116	266.80
Glenwood	Interior	Boys	F-F32T8-2	Troffer-2X4-Prismatic-Recessed-EMB	0.059	0.059	2300	135.70	Retrofit	B15-LED-EMB	1		0.031	71.30	0.028	64.40
Glenwood	Interior	Boys	F-F32T8-2	Strip-1X4-Open - no lens-Surface	0.059	0.059	2300	135.70	Retrofit	B15-LED	1		0.030	69.00	0.029	66.70
Glenwood	Interior	Boys	No Existing-No Existing-0		0.000	0.000	0	0.00	Install	Lens 2x4	1		0.000	0.00	0.000	0.00
Glenwood	Interior	Girls	F-F32T8-2	Troffer-2X4-Prismatic Recessed	0.059	0.295	2300	678.50	Retrofit	B15-LED	5		0.150	345.00	0.145	333.50
Glenwood	Interior	Girls	F-F32T8-2	Troffer 2X4-Prismatic Recessed-EMB	0.059	0.059	2300	135.70	Retrofit	B15-LED-EMB	1		0.031	71.30	0.028	64.40
Glenwood	Interior	Girls	F-F32T8-2	Troffer 2X4-Prismatic-Recessed	0.059	0.059	2300	135.70	Remove	Remove	0		0.000	0.00	0.059	135.70
Glenwood	Interior	Girls	F-F32T8-2	Strip-1X4 Open - no lens-Surface	0.059	0.118	2300	271.40	Retrofit	B15-LED	2		0.060	138.00	0.058	133.40
Glenwood	Interior	131	F-F32T8-3	Troffer 2X4-Prismatic Recessed	0.089	1.068	1900	2,029.20	Replace	TN36W-LED-DIM-FLAT	12	Dimmer 0-10V (2)	0.432	820.80	0.636	1,208.40

Glenwood	Interior	130	F-F32T8-3	Troffer-2X4-Prismatic-Recessed	0.089	1.068	1900	2,029.20	Replace	TN36W-LED-DIM-FLAT	12	Dimmer 0-10V (2)	0.432	820.80	0.636	1,208.40
Glenwood	Interior	Cafeteria	F-F32T8-4	Troffer-2X4-Prismatic-Recessed	0.112	2.352	2300	5,409.60	Retrofit	B15-LED-RW	21	Class-1Pole-DT-3 (1)	0.630	1,014.30	1.722	4,395.30
Glenwood	Interior	Guidance 106	F-F32T8-4	Troffer-2X4-Prismatic-Recessed	0.112	0.448	2300	1,030.40	Retrofit	B15-LED-RW	4		0.120	276.00	0.328	754.40
Glenwood	Interior	Guidance 106	F-F32T8-4	Troffer-2X4-Prismatic-Recessed	0.112	0.224	600	134.40	Retrofit	B15-LED-RW	2		0.060	36.00	0.164	98.40
Glenwood	Interior	Girls	F-F32T8-4	Troffer-2X4-Prismatic-Recessed	0.112	0.224	2300	515.20	Retrofit	B15-LED-RW	2		0.060	138.00	0.164	377.20
Glenwood	Interior	Boys	F-F32T8-4	Troffer-2X4-Prismatic-Recessed	0.112	0.224	2300	515.20	Retrofit	B15-LED-RW	2		0.060	138.00	0.164	377.20
Glenwood	Interior	Cafeteria office	F-F32T8-4	Troffer-2X4-Prismatic-Recessed	0.112	0.224	2300	515.20	Retrofit	B15-LED-RW	2		0.060	138.00	0.164	377.20
Glenwood	Interior	Cafeteria office	No Existing-No Existing-0		0.000	0.000	0	0.00	Install	Lens 2x2 & Frame	1		0.000	0.00	0.000	0.00
Glenwood	Interior	Cafeteria office	No Existing-No Existing-0		0.000	0.000	0	0.00	Install	Lens 2x4	4		0.000	0.00	0.000	0.00
Glenwood	Interior	Pc	F-F32T8-4	Troffer-2X4-Prismatic-Recessed	0.112	0.336	2300	772.80	Retrofit	B15-LED-RW	3		0.090	207.00	0.246	565.80
Glenwood	Interior	Pc	No Existing-No Existing-0		0.000	0.000	0	0.00	Install	Lens 2x2 & Frame	1		0.000	0.00	0.000	0.00
Glenwood	Interior	Kitchen	F-F32T8-2	Wrap-1X4-Prismatic-Surface	0.059	0.708	2300	1,628.40	Replace	VTN-B15-LED-EXT	12		0.360	828.00	0.346	800.40
Glenwood	Interior	Hood	INCAN-I60-1	Jelly Jar-Medium-Open - no lens-Surface-edit	0.060	0.360	2300	828.00	Retrofit	LED9W-SI	6		0.051	117.30	0.309	710.70
Glenwood	Interior	Lockers	F-F14T5 Electronic-2	Wrap-1X2-Prismatic-Surface	0.032	0.032	600	19.20	Retrofit	B08-LED	1		0.016	9.60	0.016	9.60
Glenwood	Interior	Kitchen RR	F-F17T8-1	Vanity-1X2-Prismatic-Wall	0.020	0.020	2300	46.00	Retrofit	B08-LED	1		0.016	36.80	0.004	9.20
Glenwood	Interior	Kitchen closet	F-F32T8-2	Wrap-1X4-Prismatic-Surface	0.059	0.059	600	35.40	Retrofit	B15-LED	1		0.030	18.00	0.029	17.40
Glenwood	Interior	Mop hall	F-F32T8-2	Strip-1X4-Open - no lens-Surface	0.059	0.059	2300	135.70	Retrofit	B15-LED	1		0.030	69.00	0.029	66.70
Glenwood	Interior	Mop hall	F-F25T8/3FT_IS/R-1	Strip-1X3-Clear-Surface	0.027	0.027	2300	62.10	Replace	SNB08-LED	1		0.008	18.40	0.019	43.70
Glenwood	Interior	Cooler	INCAN-I100-1	Jelly Jar-Medium-Clear-Surface-edit	0.100	0.100	600	60.00	Retrofit	LED9W-SI	1		0.009	5.10	0.092	54.90
Glenwood	Interior	Freezer	INCAN-I100-1	Jelly Jar-Medium-Clear-Surface-edit	0.100	0.100	600	60.00	Retrofit	LED9W-SI	1		0.009	5.10	0.092	54.90
Glenwood	Interior	Freezer	No Existing-No Existing-0		0.000	0.000	0	0.00	Install	JJN-9W-LED	1		0.009	5.40	-0.009	-5.40
Glenwood	Interior	113	F-F32T8-2	Wrap-1X4-Prismatic-Surface	0.059	0.059	2300	135.70	Retrofit	B15-LED	1		0.030	69.00	0.029	66.70
Glenwood	Interior	Dry goods	F-F32T8-2	Wrap-1X4-Prismatic-Surface	0.059	0.118	600	70.80	Retrofit	B15-LED	2		0.060	36.00	0.058	34.80
Glenwood	Interior	Freezer 2	INCAN-I60-1	Jelly Jar-Medium-Open - no lens-Surface-edit	0.060	0.120	600	72.00	Retrofit	LED9W-SI	2		0.017	10.20	0.103	61.80
Glenwood	Interior	Electric	F-F96T8-2	Strip-1X8-Open - no lens-Surface	0.109	0.109	2300	250.70	Retrofit	D15-LED-CK8	1		0.060	138.00	0.049	112.70
Glenwood	Interior	Gym hall	F-F32T8-3	Troffer-2X4-Prismatic-Recessed	0.089	0.801	2300	1,842.30	Retrofit	B15-LED-RW	9		0.270	621.00	0.531	1,221.30
Glenwood	Interior	Gym hall	F-F32T8-2	Troffer-2X4-Prismatic-Recessed	0.059	0.354	2300	814.20	Retrofit	B15-LED	6		0.180	414.00	0.174	400.20
Glenwood	Interior	109	F-F32T8-3	Troffer-2X4-Prismatic-Recessed	0.089	0.356	2300	818.80	Retrofit	B15-LED-RW	4		0.120	276.00	0.236	542.80
Glenwood	Interior	109	No Existing-No Existing-0		0.000	0.000	0	0.00	Install	Lens 2x4	1		0.000	0.00	0.000	0.00
Glenwood	Interior	103	F-F32T8-3	Troffer-2X4-Prismatic-Recessed	0.089	0.178	2300	409.40	Retrofit	B15-LED-RW	2		0.060	138.00	0.118	271.40
Glenwood	Interior	Gym	MH-MH400-1	Highbay-Mogul-Open - no lens-Pendant	0.458	9.160	2300	21,068.00	Replace	HBN92W-LED	20	Class-1Pole-DT-4-Cages (1)	1.840	2,750.60	7.320	18,317.20
Glenwood	Interior	107	F-F32T8-3	Troffer-2X4-Prismatic-Recessed	0.089	0.267	600	160.20	Retrofit	B15-LED-RW	3		0.090	54.00	0.177	106.20
Glenwood	Interior	101	F-F32T8-3	Troffer-2X4-Prismatic-Recessed	0.089	0.356	600	213.60	Retrofit	B15-LED-RW	4		0.120	72.00	0.236	141.60
Glenwood	Interior	104	F-F32T8-2	Strip-1X4-Open - no lens-Surface	0.059	0.059	600	35.40	Retrofit	B15-LED	1		0.030	18.00	0.029	17.40
Glenwood	Interior	Mens staff	F-F32T8-2	Troffer-2X4-Prismatic-Recessed	0.059	0.118	2300	271.40	Retrofit	B15-LED	2		0.060	138.00	0.058	133.40
Glenwood	Interior	Womens staff	F-F32T8-2	Troffer-2X4-Prismatic-Recessed	0.059	0.236	2300	542.80	Retrofit	B15-LED	4		0.120	276.00	0.116	266.80
Glenwood	Egress	Exit	EXIT-LED5W-1	Exit Combo-White-Red-Surface-edit	0.005	0.060	8760	525.60	Retrofit	XN-120/277R-B-EL	12		0.048	420.48	0.012	105.12
Glenwood	Egress	Exit	EXIT-LED5W-1	Exit Combo-White-Red-Surface-edit	0.005	0.020	8760	175.20	Replace	XN-120/277R-B-EL-WG	4		0.016	140.16	0.004	35.04
Glenwood	Egress	Bug eyes	EXIT-LED3W-1	Emergency-White-clear-Wall-edit	0.003	0.018	8760	157.68	Retrofit	Emergency Bug Eyes - Replace w/ Cage	6		0.012	105.12	0.006	52.56
Glenwood	Egress	Add combo	No Existing-No Existing-0		0.000	0.000	0	0.00	Install	XN-120/277R-B-EL-Add	4		0.016	140.16	-0.016	-140.16
Glenwood	Egress	Add bug eye	No Existing-No Existing-0		0.000	0.000	0	0.00	Install	Emergency Bug Eyes - Add	6		0.012	105.12	-0.012	-105.12
Glenwood	Exterior	Cans	MH-MH70-1	6-in Can-Mogul-Open - no lens-Recessed	0.095	0.760	4100	3,116.00	Retrofit	LED9W-SI	8		0.068	278.80	0.692	2,837.20
Glenwood	Exterior	Wallpack	MH-MH70-1	Wallpack-Mogul-Prismatic-Wall	0.095	0.665	4100	2,726.50	Replace	WPN28LED	7		0.196	803.60	0.469	1,922.90
Glenwood	Exterior	Wallpack	MH-MH70-1	Wallpack-Mogul-Prismatic-Wall-*	0.095	0.095	4100	389.50	Replace	WPN28LED-Move	1		0.028	114.80	0.067	274.70
Glenwood	Exterior	Wallpack	HPS-HPS70-1	Wallpack-Mogul-Clear-Wall	0.095	0.380	4100	1,558.00	Replace	WPN28LED	4		0.112	459.20	0.268	1,098.80
Glenwood	Exterior	Wallpack	MH-MH175-1	Wallpack-Mogul-Prismatic-Wall	0.215	1.720	4100	7,052.00	Replace	WPN28LED	8		0.224	918.40	1.496	6,133.60
Glenwood	Exterior	Wallpack	LED-L25-1	Wallpack-Medium-Prismatic-Wall-edit	0.025	0.025	4100	102.50	Replace	WPN28LED	1		0.028	114.80	-0.003	-12.30
Central Office Complex	Admin building	Trenda berney	F-F32T8-2	Troffer-2X4-Prismatic-Recessed	0.059	0.413	2300	949.90	Retrofit	B15-LED	7		0.210	483.00	0.203	466.90
Central Office Complex	Admin building	Ripley office	F-F32T8-2	Troffer-2X4-Prismatic-Recessed	0.059	0.236	2300	542.80	Retrofit	B15-LED	4		0.120	276.00	0.116	266.80
Central Office Complex	Admin building	Mclain	F-F32T8-3	Troffer-2X4-Prismatic-Recessed	0.089	0.534	2300	1,228.20	Retrofit	B15-LED-RW	6		0.180	414.00	0.354	814.20
Central Office Complex	Admin building	Boardroom hall	F-F32T8-2	Troffer-2X4-Prismatic-Recessed	0.059	0.236	2300	542.80	Retrofit	B15-LED	4		0.120	276.00	0.116	266.80
Central Office Complex	Admin building	Boardroom	F-F32T8-2	Troffer-2X4-Prismatic-Recessed	0.059	1.416	2300	3,256.80	Replace	TN36W-LED-DIM-FLAT	24	Dimmer 0-10V (1)	0.864	1,987.20	0.552	1,269.60
Central Office Complex	Admin building	Mens	F-F32T8-2	Troffer-2X4-Prismatic-Recessed	0.059	0.059	2300	135.70	Retrofit	B15-LED	1		0.030	69.00	0.029	66.70
Central Office Complex	Admin building	Womens	F-F32T8-2	Troffer-2X4-Prismatic-Recessed	0.059	0.059	2300	135.70	Retrofit	B15-LED	1		0.030	69.00	0.029	66.70
Central Office Complex	Admin building	Break room	F-F32T8-2	Troffer-2X4-Prismatic-Recessed	0.059	0.354	2300	814.20	Retrofit	B15-LED	6		0.180	414.00	0.174	400.20
Central Office Complex	Admin building	Coles	F-F32T8-3	Troffer-2X4-Prismatic-Recessed	0.089	0.178	2300	409.40	Retrofit	B15-LED-RW	2		0.060	138.00	0.118	271.40
Central Office Complex	Admin building	Darnell	F-F32T8-3	Troffer-2X4-Prismatic-Recessed	0.089	0.178	2300	409.40	Retrofit	B15-LED-RW	2		0.060	138.00	0.118	271.40
Central Office Complex	Admin building	Wright	F-F32T8-3	Troffer-2X4-Prismatic-Recessed	0.089	0.178	2300	409.40	Retrofit	B15-LED-RW	2		0.060	138.00	0.118	271.40
Central Office Complex	Admin building	Main halls	F-F32T8-2	Troffer-2X4-Prismatic-Recessed	0.059	2.065	2300	4,749.50	Retrofit	B15-LED	35		1.050	2,415.00	1.015	2,334.50
Central Office Complex	Admin building	Closet	F-F32T8-2	Strip-1X4-Open - no lens-Surface	0.059	0.059	600	35.40	Retrofit	B15-LED	1		0.030	18.00	0.029	17.40

Central Office Complex	Admin building	Server	F-F32T8-2	Strip-1X4-Open - no lens-Surface	0.059	0.059	600	35.40	Retrofit	B15-LED	1	0.030	18.00	0.029	17.40
Central Office Complex	Admin building	Barnett	F-F32T8-3	Troffer-2X4-Prismatic-Recessed	0.089	0.178	2300	409.40	Retrofit	B15-LED-RW	2	0.060	138.00	0.118	271.40
Central Office Complex	Admin building	Bowman	F-F32T8-3	Troffer-2X4-Prismatic-Recessed	0.089	0.178	2300	409.40	Retrofit	B15-LED-RW	2	0.060	138.00	0.118	271.40
Central Office Complex	Admin building	Bullen	F-F32T8-3	Troffer-2X4-Prismatic-Recessed	0.089	0.178	2300	409.40	Retrofit	B15-LED-RW	2	0.060	138.00	0.118	271.40
Central Office Complex	Admin building	Duncan	F-F32T8-2	Troffer-2X4-Prismatic-Recessed	0.059	0.236	2300	542.80	Retrofit	B15-LED	4	0.120	276.00	0.116	266.80
Central Office Complex	Admin building	Malone	F-F32T8-2	Troffer-2X4-Prismatic-Recessed	0.059	0.236	2300	542.80	Retrofit	B15-LED	4	0.120	276.00	0.116	266.80
Central Office Complex	Admin building	File	F-F32T8-3	Troffer-2X4-Prismatic-Recessed	0.089	0.178	600	106.80	Retrofit	B15-LED-RW	2	0.060	36.00	0.118	70.80
Central Office Complex	Admin building	Myers	F-F32T8-3	Troffer-2X4-Prismatic-Recessed	0.089	0.178	2300	409.40	Retrofit	B15-LED-RW	2	0.060	138.00	0.118	271.40
Central Office Complex	Admin building	Conference	F-F32T8-3	Troffer-2X4-Prismatic-Recessed	0.089	0.534	2300	1,228.20	Retrofit	B15-LED-RW	6	0.180	414.00	0.354	814.20
Central Office Complex	Admin building	Copier	F-F32T8-2	Troffer-2X4-Prismatic-Recessed	0.059	0.236	2300	542.80	Retrofit	B15-LED	4	0.120	276.00	0.116	266.80
Central Office Complex	Admin building	Wallin	F-F32T8-3	Troffer-2X4-Prismatic-Recessed	0.089	0.178	2300	409.40	Retrofit	B15-LED-RW	2	0.060	138.00	0.118	271.40
Central Office Complex	Admin building	Men	F-F32T8-2	Troffer-2X4-Prismatic-Recessed	0.059	0.059	2300	135.70	Retrofit	B15-LED	1	0.030	69.00	0.029	66.70
Central Office Complex	Admin building	Men	F-F17T8-2	Vanity-1X2-Prismatic-Surface	0.045	0.045	2600	117.00	Replace	VNB08-LED	1	0.016	41.60	0.029	75.40
Central Office Complex	Admin building	Womens	F-F32T8-2	Troffer-2X4-Prismatic-Recessed	0.059	0.059	2300	135.70	Retrofit	B15-LED	1	0.030	69.00	0.029	66.70
Central Office Complex	Admin building	Womens	F-F32T8-1	Vanity-1X4-Prismatic-Wall	0.031	0.031	2600	80.60	Retrofit	A15-LED	1	0.015	39.00	0.016	41.60
Central Office Complex	Admin building	Academic coaches	F-F32T8-3	Troffer-2X4-Prismatic-Recessed	0.089	0.356	2300	818.80	Retrofit	B15-LED-RW	4	0.120	276.00	0.236	542.80
Central Office Complex	Admin building	Johnson	F-F32T8-2	Troffer-2X4-Prismatic-Recessed	0.059	0.118	2300	271.40	Retrofit	B15-LED	2	0.060	138.00	0.058	133.40
Central Office Complex	Admin building	Kenyon	F-F32T8-2	Troffer-2X4-Prismatic-Recessed	0.059	0.118	2300	271.40	Retrofit	B15-LED	2	0.060	138.00	0.058	133.40
Central Office Complex	Admin building	Smith	F-F32T8-2	Troffer-2X4-Prismatic-Recessed	0.059	0.118	2300	271.40	Retrofit	B15-LED	2	0.060	138.00	0.058	133.40
Central Office Complex	Admin building	Herman	F-F32T8-3	Troffer-2X4-Prismatic-Recessed	0.089	0.178	2300	409.40	Retrofit	B15-LED-RW	2	0.060	138.00	0.118	271.40
Central Office Complex	Admin building	Prudl	F-F32T8-3	Troffer-2X4-Prismatic-Recessed	0.089	0.356	2300	818.80	Retrofit	B15-LED-RW	4	0.120	276.00	0.236	542.80
Central Office Complex	Admin building	Buchanan	F-F32T8-3	Troffer-2X4-Prismatic-Recessed	0.089	0.178	2300	409.40	Retrofit	B15-LED-RW	2	0.060	138.00	0.118	271.40
Central Office Complex	Admin building	Back storage	F-F32T8-1	Troffer-2X4-Prismatic-Recessed	0.031	0.217	600	130.20	Retrofit	A15-LED	7	0.105	63.00	0.112	67.20
Central Office Complex	Admin building	Food servic	F-F32T8-2	Troffer-2X4-Prismatic-Surface	0.059	0.118	2300	271.40	Retrofit	B15-LED	2	0.060	138.00	0.058	133.40
Central Office Complex	Admin building	Classroom	F-F32T8-3	Troffer-2X4-Prismatic-Recessed	0.089	0.356	600	213.60	Retrofit	B15-LED-RW	4	0.120	72.00	0.236	141.60
Central Office Complex	Exterior admin	Wallpacks	MH-MH70-1	Wallpack-Mogul-Prismatic-Wall	0.095	1.615	4100	6,621.50	Retrofit	WPN28LED	17	0.476	1,951.60	1.139	4,669.90
Central Office Complex	Exterior admin	Wallpack	MH-MH175-1	Wallpack-Mogul-Prismatic-Wall	0.215	0.645	4100	2,644.50	Retrofit	WPN28LED	3	0.084	344.40	0.561	2,300.10
Central Office Complex	Exterior admin	Flood	MH-MH100-1	Flood-Medium-Clear-Ground	0.128	0.128	4100	524.80	Retrofit	FNLED15-AB	1	0.015	61.50	0.113	463.30
Central Office Complex	Egress	Bus garage exit	EXIT-I20-2	Exit-White-Red-Surface-edit	0.040	0.080	8760	700.80	Retrofit	XN-120/277R-B-EL	2	0.008	70.08	0.072	630.72
Central Office Complex	Technology building	Reception	F-F32T8-4	Troffer-2X4-Prismatic-Recessed	0.112	0.896	2300	2,060.80	Retrofit	B15-LED-RW	8	0.240	552.00	0.656	1,508.80
Central Office Complex	Technology building	Training lab	F-F32T8-4	Troffer-2X4-Prismatic-Recessed	0.112	0.672	2300	1,545.60	Retrofit	B15-LED-RW	6	0.180	414.00	0.492	1,131.60
Central Office Complex	Technology building	Training lab	UFL-FU31TB/6-2	2X2-Troffer-Prismatic-Recessed	0.059	0.177	2600	460.20	Retrofit	B08-LED- RW	3	0.048	124.80	0.129	335.40
Central Office Complex	Technology building	Bible	F-F32T8-4	Troffer-2X4-Prismatic-Recessed	0.112	0.224	2300	515.20	Retrofit	B15-LED-RW	2	0.060	138.00	0.164	377.20
Central Office Complex	Technology building	Office 1	F-F32T8-4	Troffer-2X4-Prismatic-Recessed	0.112	0.224	2300	515.20	Retrofit	B15-LED-RW	2	0.060	138.00	0.164	377.20
Central Office Complex	Technology building	Spears	F-F32T8-4	Troffer-2X4-Prismatic-Recessed	0.112	0.336	2300	772.80	Retrofit	B15-LED-RW	3	0.090	207.00	0.246	565.80
Central Office Complex	Technology building	Closet	F-F32T8-2	Troffer-2X4-Prismatic-Recessed	0.059	0.059	600	35.40	Retrofit	B15-LED	1	0.030	18.00	0.029	17.40
Central Office Complex	Technology building	Patrick	F-F32T8-4	Troffer-2X4-Prismatic-Recessed	0.112	0.336	2300	772.80	Retrofit	B15-LED-RW	3	0.090	207.00	0.246	565.80
Central Office Complex	Technology building	RR hall	F-F32T8-2	Troffer-2X4-Prismatic-Recessed	0.059	0.118	2300	271.40	Retrofit	B15-LED	2	0.060	138.00	0.058	133.40
Central Office Complex	Technology building	Mens	F-F32T8-2	Troffer-2X4-Prismatic-Recessed	0.059	0.118	2300	271.40	Retrofit	B15-LED	2	0.060	138.00	0.058	133.40
Central Office Complex	Technology building	Womens	F-F32T8-2	Troffer-2X4-Prismatic-Recessed	0.059	0.118	2300	271.40	Retrofit	B15-LED	2	0.060	138.00	0.058	133.40
Central Office Complex	Technology building	Breakroom	F-F32T8-4	Troffer-2X4-Prismatic-Recessed	0.112	0.336	2300	772.80	Retrofit	B15-LED-RW	3	0.090	207.00	0.246	565.80
Central Office Complex	Technology building	Maples	F-F32T8-4	Troffer-2X4-Prismatic-Recessed	0.112	0.336	2300	772.80	Retrofit	B15-LED-RW	3	0.090	207.00	0.246	565.80
Central Office Complex	Technology building	Server room	F-F32T8-4	Troffer-2X4-Prismatic-Recessed	0.112	0.336	600	201.60	Retrofit	B15-LED-RW	3	0.090	54.00	0.246	147.60
Central Office Complex	Technology building	Storage	F-F32T8-4	Troffer-2X4-Prismatic-Recessed	0.112	1.792	2300	4,121.60	Retrofit	B15-LED-RW	16	0.480	1,104.00	1.312	3,017.60
Central Office Complex	Technology building	Storage	F-F32T8-4	Troffer-2X4-Prismatic-Recessed-EMB	0.112	0.448	2600	1,164.80	Retrofit	B15-LED-RW	4	0.120	312.00	0.328	852.80
Central Office Complex	Technology building	Storage RR	INCAN-I60-1	Keyless -Medium-Open - no lens-Wall-edit	0.060	0.060	600	36.00	Retrofit	LED9W-St	1	0.009	5.10	0.052	30.90
Central Office Complex	Technology building	File 1	F-F32T8-4	Troffer-2X4-Prismatic-Recessed	0.112	0.672	600	403.20	Retrofit	B15-LED-RW	6	0.180	108.00	0.492	295.20
Central Office Complex	Technology building	File 2	F-F32T8-4	Troffer-2X4-Prismatic-Recessed	0.112	0.336	600	201.60	Retrofit	B15-LED-RW	3	0.090	54.00	0.246	147.60
Central Office Complex	Technology building	File 3	F-F32T8-4	Troffer-2X4-Prismatic-Recessed	0.112	0.224	2300	515.20	Retrofit	B15-LED-RW	2	0.060	138.00	0.164	377.20
Central Office Complex	Technology building	File 4	F-F32T8-4	Troffer-2X4-Prismatic-Recessed	0.112	0.224	2300	515.20	Retrofit	B15-LED-RW	2	0.060	138.00	0.164	377.20
Central Office Complex	Technology building	Electric	F-F32T8-4	Troffer-2X4-Prismatic-Recessed	0.112	0.224	600	134.40	Retrofit	B15-LED-RW	2	0.060	36.00	0.164	98.40
Central Office Complex	Technology exterior	Security	MV-MV175-1	Security-Mogul-Clear-Pole	0.205	0.205	4100	840.50	Retrofit	FNLED-90-Trunnion	1	0.090	369.00	0.115	471.50
Central Office Complex	Technology exterior	Front security	HAL-H90-2	Flood-Medium-PAR38-Surface-edit	0.180	0.180	4100	738.00	Retrofit	LED17W-PAR38HB - 2 Head	1	0.034	139.40	0.146	598.60
Central Office Complex	Maintenance	Front office	F-F32T8-4	Troffer-2X4-Prismatic-Recessed	0.112	0.336	2300	772.80	Retrofit	B15-LED-RW	3	0.090	207.00	0.246	565.80
Central Office Complex	Maintenance	Storage 1	F-F96T8-2	Strip-1X8-Open - no lens-Surface	0.109	0.654	600	392.40	Retrofit	D15-LED-CK8	6	0.360	216.00	0.294	176.40
Central Office Complex	Maintenance	Storage 1	F-F96T12/ES_MSTD-2	Strip-1X8-Open - no lens-Suspended	0.138	0.276	600	165.60	Retrofit	D15-LED-CK8	2	0.120	72.00	0.156	93.60
Central Office Complex	Maintenance	Storage 1	F-F32T8-2	Industrial Strip-1X4-Open - no lens-Surface	0.059	0.059	600	35.40	Retrofit	B15-LED	1	0.030	18.00	0.029	17.40
Central Office Complex	Maintenance	Transportation	F-F32T8-2	Troffer-2X4-Prismatic-Recessed	0.059	0.118	600	70.80	Retrofit	B15-LED	2	0.060	36.00	0.058	34.80
Central Office Complex	Maintenance	Server	F-F32T8-2	Troffer-2X4-Prismatic-Recessed	0.059	0.118	600	70.80	Retrofit	B15-LED	2	0.060	36.00	0.058	34.80
Central Office Complex	Maintenance	Office	F-F32T8-2	Troffer-2X4-Prismatic-Recessed	0.059	0.118	2300	271.40	Retrofit	B15-LED	2	0.060	138.00	0.058	133.40

Central Office Complex	Maintenance	Bus route office	F-F32T8-4	Troffer-2X4-Prismatic-Recessed	0.112	0.336	2300	772.80	Retrofit	B15-LED-RW	3		0.090	207.00	0.246	565.80	
Central Office Complex	Maintenance	Storage 1 mens	F-F20T12_MSTD-2	Wrap-1X2-Prismatic-Surface	0.056	0.056	600	33.60	Retrofit	B08-LED	1		0.016	9.60	0.040	24.00	
Central Office Complex	Maintenance	Storage 1 mens	F-F17T8-2	Wrap-1X2-Prismatic-Surface	0.045	0.045	600	27.00	Retrofit	B08-LED	1		0.016	9.60	0.029	17.40	
Central Office Complex	Maintenance	Storage 1 womens	F-F17T8-1	Vanity-1X2-Prismatic-Wall	0.020	0.020	600	12.00	Retrofit	A08-LED	1		0.008	4.80	0.012	7.20	
Central Office Complex	Maintenance	Bus office	F-F32T8-2	Strip-1X4-Open - no lens-Surface	0.059	0.177	2300	407.10	Retrofit	B15-LED	3		0.090	207.00	0.087	200.10	
Central Office Complex	Maintenance	Bus office 2	F-F32T8-2	Strip-1X4-Open - no lens-Surface	0.059	0.177	600	106.20	Replace	SNB15-LED	3		0.090	54.00	0.087	52.20	
Central Office Complex	Maintenance	Shop tool	F-F32T8-2	Wrap-1X4-Prismatic-Surface	0.059	0.059	2300	135.70	Retrofit	B15-LED	1		0.030	69.00	0.029	66.70	
Central Office Complex	Maintenance	Parts	F-F96T8-2	Strip-1X8-Open - no lens-Surface	0.109	0.654	2300	1,504.20	Retrofit	D15-LED-CK8	6		0.360	828.00	0.294	676.20	
Central Office Complex	Maintenance	Battery	F-F32T8-2	Strip-1X4-Open - no lens-Surface	0.059	0.118	600	70.80	Retrofit	B15-LED	2		0.060	36.00	0.058	34.80	
Central Office Complex	Maintenance	Bus shop	LIN-LED-L15T8LED-4	Wrap-2X4-Open - no lens-Suspended	0.060	2.400	2300	5,520.00	Do Nothing	Do Nothing	40		2.400	5,520.00	0.000	0.00	
Central Office Complex	Maintenance	Bus shop RR	F-F54T5/HO_E/H-2	Vapor Tight-1X4-Prismatic-Surface	0.118	0.236	600	141.60	Retrofit	B15-LED	2		0.060	36.00	0.176	105.60	
Central Office Complex	Maintenance	Shop break room	F-F32T8-2	Wrap-1X4-Prismatic-Surface	0.059	0.354	2300	814.20	Retrofit	B15-LED	6		0.180	414.00	0.174	400.20	
Central Office Complex	Maintenance	Tire room	F-F32T8-2	Strip-1X4-Open - no lens-Surface	0.059	0.118	2300	271.40	Retrofit	B15-LED	2		0.060	138.00	0.058	133.40	
Central Office Complex	Maintenance	Shop reception	F-F96T8-2	Industrial Strip-1X8-Open - no lens-Pendant	0.109	0.109	2300	250.70	Retrofit	D15-LED-CK8	1		0.060	138.00	0.049	112.70	
Central Office Complex	Maintenance exterior	Wallpack	MH-MH70-1	Wallpack-Mogul-Prismatic-Wall	0.095	0.380	4100	1,558.00	Retrofit	WPN28LED	4		0.112	459.20	0.268	1,098.80	
Central Office Complex	Maintenance exterior	Security	HAL-H90-1	Flood-Medium-PAR38-Wall-edit	0.090	0.090	4100	369.00	Retrofit	LED17W-PAR38	1		0.017	69.70	0.073	299.30	
McDonald Elementary	Egress	Exit	EXIT-LED5W-1	Exit-White-Red-Surface-edit	0.005	0.110	8760	963.60	Replace	XN-120/277R-B-EL	22		0.088	770.88	0.022	192.72	
McDonald Elementary	Egress	Exit	EXIT-LED5W-1	Exit-White-Red-Surface-edit	0.005	0.020	8760	175.20	Replace	XN-120/277R-B-EL-WG	4		0.016	140.16	0.004	35.04	
McDonald Elementary	Egress	Bug eye	EXIT-LED3W-1	Exit-White-Clear-Wall-edit	0.003	0.012	8760	105.12	Replace	Emergency Bug Eyes - Replace w: Cage	4		0.008	70.08	0.004	35.04	
McDonald Elementary	Egress	Add combo	No Existing-No Existing-0		0.000	0.000	0	0.00	Install	XN-120/277R-B-EL-Add	1		0.004	35.04	-0.004	-35.04	
McDonald Elementary	Egress	Add bug eye	No Existing-No Existing-0		0.000	0.000	0	0.00	Install	Emergency Bug Eyes - Add	2		0.004	35.04	-0.004	-35.04	
McDonald Elementary	Egress	Add bug eye RR's	No Existing-No Existing-0		0.000	0.000	0	0.00	Install	Emergency Bug Eyes - Add	10		0.020	175.20	-0.020	-175.20	
McDonald Elementary	Exterior	Wallpack	LED-L9-1	Wallpack-Medium-Prismatic-Wall-edit	0.009	0.009	4100	36.90	Replace	WPN28LED	1		0.028	114.80	-0.019	-77.90	
McDonald Elementary	Exterior	Wallpack	MH-MH70-1	Wallpack-Mogul-Prismatic-Wall	0.095	2.850	4100	11,685.00	Replace	WPN28LED	30		0.840	3,444.00	2.010	8,241.00	
McDonald Elementary	Exterior	Can	MH-MH70-1	6-in Can-Mogul-Open - no lens-Recessed	0.095	0.570	4100	2,337.00	Retrofit	LED9W-SI	6		0.051	209.10	0.519	2,127.90	
McDonald Elementary	Exterior	Canopy	HPS-HPS70-1	Canopy-Medium-Frosted-Surface	0.095	0.190	4100	779.00	Replace	CSN28-LED	2		0.056	229.60	0.134	549.40	
McDonald Elementary	Exterior	Flood	MH-MH100-1	Flood-Mogul-Clear-Surface	0.128	0.128	4100	524.80	Replace	FN30-LED-TRUNNION	1		0.030	123.00	0.098	401.80	
McDonald Elementary	Exterior	Sconce	HAL-H60-1	Step Light-Medium-PAR38-Wall	0.060	0.060	4100	246.00	Replace	JJN-9W-LED	1		0.009	36.90	0.051	209.10	
McDonald Elementary	Interior	Entrance	F-F32T8-2	Box-1X4-Prismatic-Surface	0.059	0.059	2300	135.70	Replace	WNB15-LED-120	1		0.030	69.00	0.029	66.70	
McDonald Elementary	Interior	Cafeteria	F-F32T8-4	Troffer-2X4-Prismatic-Recessed	0.112	1.344	2300	3,091.20	Retrofit	B15-LED-RW	12	Class-1Pole-DT-2 (1)	0.360	579.60	0.984	2,511.60	
McDonald Elementary	Interior	Kitchen	F-F32T8-2	Wrap-1X4-Prismatic-Surface	0.059	0.354	2300	814.20	Retrofit	B15-LED	6		0.180	414.00	0.174	400.20	
McDonald Elementary	Interior	Hood	CFL-CFC13_E-1	Jelly Jar-Medium-Clear-Surface-Vertical	0.013	0.104	2300	239.20	Retrofit	LED9W-SI	8		0.068	156.40	0.036	82.80	
McDonald Elementary	Interior	Dry goods	F-F32T8-2	Wrap-1X4-Prismatic-Pendant	0.059	0.118	2300	271.40	Retrofit	B15-LED	2		0.060	138.00	0.058	133.40	
McDonald Elementary	Interior	Office	F-F32T8-2	Troffer-2X4-Prismatic-Recessed	0.059	0.059	2300	135.70	Retrofit	B15-LED	1		0.030	69.00	0.029	66.70	
McDonald Elementary	Interior	Kitchen hall	CFL-CFT13W-2	Square-Plug-in 2 Pin-Prismatic-Surface-Horizontal	0.031	0.062	2300	142.60	Retrofit	LED8PL-HOR-2	2		0.032	73.60	0.030	69.00	
McDonald Elementary	Interior	Kitchen hall	F-F32T8-2	Wrap-1X4-Prismatic-Surface	0.059	0.059	2300	135.70	Retrofit	B15-LED	1		0.030	69.00	0.029	66.70	
McDonald Elementary	Interior	Cooler	F-F40T12_MSTD-2	Vapor Tight-1X4-Frosted-Surface	0.094	0.094	600	56.40	Retrofit	B15-LED	1		0.030	18.00	0.064	38.40	
McDonald Elementary	Interior	Freezer 1	F-F32T8-2	Wrap-1X4-Prismatic-Surface	0.059	0.059	2300	135.70	Retrofit	B15-LED	1		0.030	69.00	0.029	66.70	
McDonald Elementary	Interior	Freezer 2	F-F40T12_MSTD-2	Vapor Tight-1X4-Frosted-Surface	0.094	0.188	600	112.80	Retrofit	B15-LED	2		0.060	36.00	0.128	76.80	
McDonald Elementary	Interior	Entrance hall	F-F32T8-2	Box-1X4-Prismatic-Surface	0.059	0.472	2300	1,085.60	Replace	WNB15-LED-120	8		0.240	552.00	0.232	533.60	
McDonald Elementary	Interior	Entrance hall	F-F32T8-2	Box-1X4-Prismatic-Surface	0.059	0.472	2300	1,085.60	Remove	Remove	0		0.000	0.00	0.472	1,085.60	
McDonald Elementary	Interior	1	F-F32T8-2	Wrap-1X4-Prismatic-Surface	0.059	0.708	1900	1,345.20	Retrofit	B15-LED-DIM-EXT	12	Dimmer 0-10V (2)	0.360	684.00	0.348	661.20	
McDonald Elementary	Interior	1	F-F32T8-2	Wrap-1X4-Prismatic-Surface	0.059	0.118	600	70.80	Retrofit	B15-LED	2		0.060	36.00	0.058	34.80	
McDonald Elementary	Interior	2	F-F32T8-2	Wrap-1X4-Prismatic-Surface	0.059	0.708	1900	1,345.20	Retrofit	B15-LED-DIM-EXT	12	Dimmer 0-10V (2)	0.360	684.00	0.348	661.20	
McDonald Elementary	Interior	2	F-F32T8-2	Wrap-1X4-Prismatic-Surface	0.059	0.118	600	70.80	Retrofit	B15-LED	2		0.060	36.00	0.058	34.80	
McDonald Elementary	Interior	3	F-F32T8-2	Wrap-1X4-Prismatic-Surface	0.059	0.531	1900	1,008.90	Retrofit	B15-LED-DIM-EXT	9	Dimmer 0-10V (2)	0.270	513.00	0.261	495.90	
McDonald Elementary	Interior	3	F-F32T8-2	Wrap-1X4-Prismatic-Surface	0.059	0.118	600	70.80	Retrofit	B15-LED	2		0.060	36.00	0.058	34.80	
McDonald Elementary	Interior	5	F-F32T8-2	Wrap-1X4-Prismatic-Surface	0.059	0.708	1900	1,345.20	Retrofit	B15-LED-DIM-EXT	12	Dimmer 0-10V (2)	0.360	684.00	0.348	661.20	
McDonald Elementary	Interior	5	F-F32T8-2	Wrap-1X4-Prismatic-Surface	0.059	0.118	600	70.80	Retrofit	B15-LED	2		0.060	36.00	0.058	34.80	
McDonald Elementary	Interior	4	F-F32T8-2	Wrap-1X4-Prismatic-Surface	0.059	0.708	1900	1,345.20	Retrofit	B15-LED-DIM-EXT	12	Dimmer 0-10V (2)	0.360	684.00	0.348	661.20	
McDonald Elementary	Interior	4	F-F32T8-2	Wrap-1X4-Prismatic-Surface	0.059	0.118	600	70.80	Retrofit	B15-LED	2		0.060	36.00	0.058	34.80	
McDonald Elementary	Interior	1st grade hall	F-F32T8-2	Troffer-1X4-Prismatic-Recessed	0.059	0.295	2300	678.50	Retrofit	B15-LED	5		0.150	345.00	0.145	333.50	
McDonald Elementary	Interior	3rd grade hall	F-F32T8-2	Troffer-1X4-Prismatic-Recessed	0.059	0.413	2300	949.90	Retrofit	B15-LED	7		0.210	483.00	0.203	466.90	
McDonald Elementary	Interior	6	F-F32T8-2	Troffer-1X4-Prismatic-Recessed	0.059	1.416	1900	2,690.40	Retrofit	TN36W-LED-DIM-FLAT	24	Dimmer 0-10V (2)	0.864	1,641.60	0.552	1,048.80	
McDonald Elementary	Interior	20 girls	F-F32T8-2	Wrap-1X4-Prismatic-Surface	0.059	0.236	2300	542.80	Retrofit	B15-LED	4		0.120	276.00	0.116	266.80	
McDonald Elementary	Interior	22 boys	F-F32T8-2	Wrap-1X4-Prismatic-Surface	0.059	0.236	2300	542.80	Retrofit	B15-LED	4		0.120	276.00	0.116	266.80	
McDonald Elementary	Interior	7	F-F32T8-2	Troffer-1X4-Prismatic-Recessed	0.059	1.180	1900	2,242.00	Retrofit	TN36W-LED-DIM-FLAT	20	Dimmer 0-10V (2)	0.720	1,368.00	0.460	874.00	
McDonald Elementary	Interior	8	F-F32T8-2	Troffer-1X4-Prismatic-Recessed	0.059	1.416	1900	2,690.40	Retrofit	TN36W-LED-DIM-FLAT	24	Dimmer 0-10V (2)	0.864	1,641.60	0.552	1,048.80	
McDonald Elementary	Interior	9	F-F32T8-2	Troffer-1X4-Prismatic-Recessed	0.059	1.298	1900	2,466.20	Retrofit	TN36W-LED-DIM-FLAT	22	Dimmer 0-10V (2)	0.792	1,504.80	0.506	961.40	
McDonald Elementary	Interior	Gym hall	F-F32T8-3	Troffer-2X4-Prismatic-Recessed	0.089	2.136	2300	4,912.80	Retrofit	B15-LED-RW	24		0.720	1,656.00	1.416	3,256.80	

McDonald Elementary	Interior	Gym hall	F-F32T8-2	Troffer-2X4-Prismatic-Recessed	0.059	0.059	2300	135.70	Retrofit	B15-LED	1		0.030	69.00	0.029	66.70
McDonald Elementary	Interior	Gym hall	No Existing-No Existing-0		0.000	0.000	0	0.00	Install	Lens 2x4	4		0.000	0.00	0.000	0.00
McDonald Elementary	Interior	14	F-F32T8-2	Troffer-2X4-Prismatic-Recessed	0.059	0.236	2300	542.80	Retrofit	B15-LED	4		0.120	276.00	0.116	266.80
McDonald Elementary	Interior	11B janitor	F-F32T8-2	Strip-1X4-Open - no lens-Suspended	0.059	0.059	600	35.40	Retrofit	B15-LED	1		0.030	18.00	0.029	17.40
McDonald Elementary	Interior	12	F-F32T8-3	Troffer-2X4-Prismatic-Recessed	0.089	0.178	2300	409.40	Retrofit	B15-LED-RW	2		0.060	138.00	0.118	271.40
McDonald Elementary	Interior	11	F-F32T8-3	Troffer-2X4-Prismatic-Recessed	0.089	0.267	2300	614.10	Retrofit	B15-LED-RW	3		0.090	207.00	0.177	407.10
McDonald Elementary	Interior	11	F-F32T8-3	Troffer-2X4-Prismatic-Recessed-EMB	0.089	0.089	2300	204.70	Retrofit	B15-LED-RW-EMB	1		0.031	71.30	0.058	133.40
McDonald Elementary	Interior	11	No Existing-No Existing-0		0.000	0.000	0	0.00	Install	Lens 2x4	2		0.000	0.00	0.000	0.00
McDonald Elementary	Interior	Gym	MH-MH400-1	Highbay-Mogul-Open - no lens-Pendant	0.458	9.160	2300	21,068.00	Retrofit	HBN92W-LED	20	Class-1Pole-DT-4-Cages (1)	1.840	2,750.80	7.320	18,317.20
McDonald Elementary	Interior	16	F-F32T8-2	Wrap-1X4-Prismatic-Surface	0.059	0.236	2300	542.80	Retrofit	B15-LED	4		0.120	276.00	0.116	266.80
McDonald Elementary	Interior	17	F-F32T8-3	Troffer-2X4-Prismatic-Recessed	0.089	0.267	2300	614.10	Retrofit	B15-LED-RW	3		0.090	207.00	0.177	407.10
McDonald Elementary	Interior	17	F-F32T8-3	Troffer-2X4-Prismatic-Recessed-EMB	0.089	0.089	2300	204.70	Retrofit	B15-LED-RW-EMB	1		0.031	71.30	0.058	133.40
McDonald Elementary	Interior	17	No Existing-No Existing-0		0.000	0.000	0	0.00	Install	Lens 2x4	4		0.000	0.00	0.000	0.00
McDonald Elementary	Interior	Front office	F-F32T8-2	Wrap-1X4-Prismatic-Surface	0.059	0.472	2300	1,085.60	Retrofit	B15-LED	8		0.240	552.00	0.232	533.60
McDonald Elementary	Interior	49	F-F32T8-2	Wrap-1X4-Prismatic-Surface	0.059	0.059	600	35.40	Retrofit	B15-LED	1		0.030	18.00	0.029	17.40
McDonald Elementary	Interior	47	F-F32T8-2	Wrap-1X4-Prismatic-Surface	0.059	0.059	2300	135.70	Retrofit	B15-LED	1		0.030	69.00	0.029	66.70
McDonald Elementary	Interior	46	F-F32T8-2	Wrap-1X4-Prismatic-Surface	0.059	0.118	2300	271.40	Retrofit	B15-LED	2		0.060	138.00	0.058	133.40
McDonald Elementary	Interior	45	F-F32T8-2	Wrap-1X4-Prismatic-Surface	0.059	0.059	600	35.40	Retrofit	B15-LED	1		0.030	18.00	0.029	17.40
McDonald Elementary	Interior	11 hall	F-F32T8-2	Box-1X4-Prismatic-Surface	0.059	0.236	2300	542.80	Replace	WNB15-LED-120	4		0.120	276.00	0.116	266.80
McDonald Elementary	Interior	11 hall	F-F32T8-2	Box-1X4-Prismatic-Surface	0.059	0.236	2300	542.80	Remove	Remove	0		0.000	0.00	0.236	542.80
McDonald Elementary	Interior	11	F-F32T8-2	Wrap-1X4-Prismatic-Surface	0.059	0.708	1900	1,345.20	Retrofit	B15-LED-DIM-EXT	12	Dimmer 0-10V (2)	0.360	684.00	0.348	661.20
McDonald Elementary	Interior	23 library	F-F32T8-2	Wrap-1X4-Prismatic-Surface	0.059	0.944	2300	2,171.20	Retrofit	B15-LED	16	Class-1Pole-DT-3 (1)	0.480	772.80	0.464	1,398.40
McDonald Elementary	Interior	23 library	F-F32T8-2	Wrap-1X4-Prismatic-Surface	0.059	0.059	600	35.40	Retrofit	B15-LED	1		0.030	18.00	0.029	17.40
McDonald Elementary	Interior	12	F-F32T8-2	Wrap-1X4-Prismatic-Surface	0.059	0.708	1900	1,345.20	Retrofit	B15-LED-DIM-EXT	12	Dimmer 0-10V (2)	0.360	684.00	0.348	661.20
McDonald Elementary	Interior	Hall RR	F-F32T8-2	Troffer-2X4-Prismatic-Recessed	0.059	0.118	2300	271.40	Retrofit	B15-LED	2		0.060	138.00	0.058	133.40
McDonald Elementary	Interior	13 hall	F-F32T8-2	Box-1X4-Prismatic-Surface	0.059	0.295	2300	678.50	Replace	WNB15-LED-120	5		0.150	345.00	0.145	333.50
McDonald Elementary	Interior	13 hall	F-F32T8-2	Box-1X4-Prismatic-Surface	0.059	0.236	2300	542.80	Remove	Remove	0		0.000	0.00	0.236	542.80
McDonald Elementary	Interior	13	F-F32T8-2	Wrap-1X4-Prismatic-Surface	0.059	0.708	1900	1,345.20	Retrofit	B15-LED-DIM-EXT	12	Dimmer 0-10V (2)	0.360	684.00	0.348	661.20
McDonald Elementary	Interior	13	CFL-CFC13_E-1	Keyless - Medium-Open - no lens-Surface-Vertical	0.013	0.026	600	15.60	Retrofit	LED9W-SI	2		0.017	10.20	0.009	5.40
McDonald Elementary	Interior	14	F-F32T8-2	Wrap-1X4-Prismatic-Surface	0.059	0.531	1900	1,008.90	Retrofit	B15-LED-DIM-EXT	9	Dimmer 0-10V (2)	0.270	513.00	0.261	495.90
McDonald Elementary	Interior	Janitor	F-F32T8-2	Strip-1X4-Open - no lens-Surface	0.059	0.059	600	35.40	Retrofit	B15-LED	1		0.030	18.00	0.029	17.40
McDonald Elementary	Interior	Girls RR	F-F32T8-4	Troffer-2X4-Prismatic-Recessed	0.112	0.224	600	134.40	Retrofit	B15-LED-RW	2		0.060	38.00	0.164	98.40
McDonald Elementary	Interior	15	F-F32T8-2	Wrap-1X4-Prismatic-Surface	0.059	0.354	1900	672.60	Retrofit	B15-LED-DIM-EXT	6	Dimmer 0-10V (2)	0.180	342.00	0.174	330.60
McDonald Elementary	Interior	16	F-F32T8-2	Wrap-1X4-Prismatic-Surface	0.059	0.708	1900	1,345.20	Retrofit	B15-LED-DIM-EXT	12	Dimmer 0-10V (2)	0.360	684.00	0.348	661.20
McDonald Elementary	Interior	13 extension hall	F-F32T8-2	Troffer-2X4-Prismatic-Recessed	0.059	0.295	2300	678.50	Retrofit	B15-LED	5		0.150	345.00	0.145	333.50
McDonald Elementary	Interior	31	F-F32T8-2	Strip-1X4-Open - no lens-Surface	0.059	0.118	2300	271.40	Retrofit	B15-LED	2		0.060	138.00	0.058	133.40
McDonald Elementary	Interior	31	F-F32T8-2	Troffer-2X4-Prismatic-Recessed	0.059	0.177	2300	407.10	Retrofit	B15-LED	3		0.090	207.00	0.087	200.10
McDonald Elementary	Interior	32	F-F32T8-2	Strip-1X4-Open - no lens-Surface	0.059	0.059	600	35.40	Retrofit	B15-LED	1		0.030	18.00	0.029	17.40
McDonald Elementary	Interior	33	F-F32T8-2	Strip-1X4-Open - no lens-Surface	0.059	0.118	2300	271.40	Retrofit	B15-LED	2		0.060	138.00	0.058	133.40
McDonald Elementary	Interior	33	F-F32T8-2	Troffer-2X4-Prismatic-Recessed	0.059	0.177	2300	407.10	Retrofit	B15-LED	3		0.090	207.00	0.087	200.10
McDonald Elementary	Interior	33 hall	F-F32T8-2	Troffer-2X4-Prismatic-Recessed	0.059	0.649	2300	1,492.70	Retrofit	B15-LED	11		0.330	759.00	0.319	733.70
McDonald Elementary	Interior	17	F-F32T8-3	Troffer-2X4-Prismatic-Recessed	0.089	1.068	1900	2,029.20	Retrofit	TN36W-LED-DIM-FLAT	12	Dimmer 0-10V (2)	0.432	820.80	0.636	1,208.40
McDonald Elementary	Interior	17	No Existing-No Existing-0		0.000	0.000	0	0.00	Install	SNB08-LED	1		0.008	4.80	-0.008	-4.80
McDonald Elementary	Interior	18	F-F32T8-3	Troffer-2X4-Prismatic-Recessed	0.089	1.068	1900	2,029.20	Retrofit	TN36W-LED-DIM-FLAT	12	Dimmer 0-10V (2)	0.432	820.80	0.636	1,208.40
McDonald Elementary	Interior	22	F-F32T8-3	Troffer-2X4-Prismatic-Recessed	0.089	1.068	1900	2,029.20	Retrofit	TN36W-LED-DIM-FLAT	12	Dimmer 0-10V (2)	0.432	820.80	0.636	1,208.40
McDonald Elementary	Interior	22	No Existing-No Existing-0		0.000	0.000	0	0.00	Install	Lens 2x4	2	Dimmer 0-10V (2)	0.000	0.00	0.000	0.00
McDonald Elementary	Interior	19	F-F32T8-3	Troffer-2X4-Prismatic-Recessed	0.089	1.068	1900	2,029.20	Retrofit	TN36W-LED-DIM-FLAT	12	Dimmer 0-10V (2)	0.432	820.80	0.636	1,208.40
McDonald Elementary	Interior	20	F-F32T8-3	Troffer-2X4-Prismatic-Recessed	0.089	1.068	1900	2,029.20	Retrofit	TN36W-LED-DIM-FLAT	12	Dimmer 0-10V (2)	0.432	820.80	0.636	1,208.40
McDonald Elementary	Interior	25	F-F32T8-4	Wrap-1X4-Prismatic-Surface	0.112	1.568	1900	2,979.20	Retrofit	B15-LED-DIM-EXT-RW	14	Dimmer 0-10V (2)	0.420	798.00	1.148	2,181.20
McDonald Elementary	Interior	25 hall	F-F32T8-4	Wrap-1X4-Prismatic-Surface	0.112	1.008	2300	2,318.40	Retrofit	B15-LED-RW	9		0.270	621.00	0.738	1,697.40
McDonald Elementary	Interior	Mens upper	F-F32T8-4	Wrap-1X4-Prismatic-Surface	0.112	0.336	2300	772.80	Retrofit	B15-LED-RW	3		0.090	207.00	0.246	565.80
McDonald Elementary	Interior	Womens upper	F-F32T8-4	Wrap-1X4-Prismatic-Surface	0.112	0.336	2300	772.80	Retrofit	B15-LED-RW	3		0.090	207.00	0.246	565.80
McDonald Elementary	Interior	24	F-F32T8-4	Wrap-1X4-Prismatic-Surface	0.112	1.568	1900	2,979.20	Retrofit	B15-LED-DIM-EXT-RW	14	Dimmer 0-10V (2)	0.420	798.00	1.148	2,181.20
McDonald Elementary	Interior	27	F-F32T8-4	Wrap-1X4-Prismatic-Surface	0.112	1.568	1900	2,979.20	Retrofit	B15-LED-DIM-EXT-RW	14	Dimmer 0-10V (2)	0.420	798.00	1.148	2,181.20
McDonald Elementary	Interior	Mens lower	F-F32T8-4	Wrap-1X4-Prismatic-Surface	0.112	0.336	2300	772.80	Retrofit	B15-LED-RW	3		0.090	207.00	0.246	565.80
McDonald Elementary	Interior	Womens lower	F-F32T8-4	Wrap-1X4-Prismatic-Surface	0.112	0.336	2300	772.80	Retrofit	B15-LED-RW	3		0.090	207.00	0.246	565.80
McDonald Elementary	Interior	2	F-F32T8-4	Wrap-1X4-Prismatic-Surface	0.112	1.568	1900	2,979.20	Retrofit	B15-LED-DIM-EXT-RW	14	Dimmer 0-10V (2)	0.420	798.00	1.148	2,181.20
McDonald Elementary	Downstairs exterior storage	Storage	F-F32T8-2	Strip-1X4-Open - no lens-Suspended	0.059	0.177	600	106.20	Retrofit	B15-LED	3		0.090	54.00	0.087	52.20
Mosheim	Middle school	Front office	F-F32T8-3	Troffer-2X4-Parabolic-Recessed-EMB	0.089	0.178	2300	409.40	Retrofit	C15-LED-F-EMB	2		0.092	211.60	0.088	197.80
Mosheim	Middle school	Front office	F-F32T8-3	Troffer-2X4-Parabolic-Recessed	0.089	0.890	2300	2,047.00	Retrofit	C15-LED-F	10		0.450	1,035.00	0.440	1,012.00

Mosheim	Middle school	Front office RR mens	F-F32T8-2	Troffer-2X4-Prismatic-Recessed-EMB	0.059	0.059	2300	135.70	Retrofit	B15-LED	1		0.030	69.00	0.029	66.70
Mosheim	Middle school	917	F-F32T8-3	Troffer-2X4-Parabolic-Recessed	0.089	0.356	2300	818.80	Retrofit	C15-LED-F	4		0.180	414.00	0.176	404.80
Mosheim	Middle school	Front office RR womens	F-F32T8-2	Troffer-2X4-Prismatic-Recessed-EMB	0.059	0.059	2300	135.70	Retrofit	B15-LED	1		0.030	69.00	0.029	66.70
Mosheim	Middle school	916	F-F32T8-3	Troffer-2X4-Parabolic-Recessed	0.089	0.356	2300	818.80	Retrofit	C15-LED-F	4		0.180	414.00	0.176	404.80
Mosheim	Middle school	915	F-F32T8-2	Troffer-2X4-Prismatic-Recessed	0.059	0.118	2300	271.40	Retrofit	B15-LED	2		0.060	138.00	0.058	133.40
Mosheim	Middle school	910	F-F32T8-3	Troffer-2X4-Parabolic-Recessed-EMB	0.089	0.534	2300	1,228.20	Retrofit	C15-LED-F-EMB	6		0.276	634.80	0.258	593.40
Mosheim	Middle school	910	F-F32T8-3	Troffer-2X4-Parabolic-Recessed-EMB	0.089	0.178	2300	409.40	Retrofit	C15-LED-F-EMB	2		0.092	211.60	0.086	197.80
Mosheim	Middle school	914	F-F32T8-4	Troffer-2X4-Prismatic-Recessed-EMB	0.112	0.112	2300	257.60	Retrofit	B15-LED-RW-EMB	1		0.031	71.30	0.081	186.30
Mosheim	Middle school	914	F-F32T8-2	Troffer-2X4-Prismatic-Recessed-EMB	0.059	0.059	2300	135.70	Retrofit	B15-LED	1		0.030	69.00	0.029	66.70
Mosheim	Middle school	912	F-F32T8-3	Troffer-2X4-Parabolic-Recessed-EMB	0.089	0.089	2300	204.70	Retrofit	C15-LED-F-EMB	1		0.046	105.80	0.043	98.90
Mosheim	Middle school	912	F-F32T8-3	Troffer-2X4-Parabolic-Recessed	0.089	0.089	2300	204.70	Retrofit	C15-LED-F	1		0.045	103.50	0.044	101.20
Mosheim	Middle school	911	F-F32T8-3	Troffer-2X4-Parabolic-Recessed	0.089	0.178	2300	409.40	Retrofit	C15-LED-F	2		0.090	207.00	0.088	202.40
Mosheim	Middle school	912 hall	F-F32T8-2	Troffer-4X4-Prismatic-Recessed	0.059	0.177	2300	407.10	Retrofit	B15-LED	3		0.090	207.00	0.087	200.10
Mosheim	Middle school	912 hall	F-F32T8-2	Troffer-4X4-Prismatic-Recessed-EMB	0.059	0.177	2300	407.10	Retrofit	B15-LED	3		0.090	207.00	0.087	200.10
Mosheim	Middle school	912 hall	CFL-CFQ13W_E-1	6-in Can-Plug-in 4 Pin-Open - no lens-Recessed-Vertical	0.015	0.180	2300	414.00	Retrofit	LED9W-PL-V	12		0.102	234.60	0.078	179.40
Mosheim	Middle school	937 hall	F-F32T8-2	Troffer-4X4-Prismatic-Recessed	0.059	0.354	2300	814.20	Retrofit	B15-LED	6		0.180	414.00	0.174	400.20
Mosheim	Middle school	937 hall	F-F32T8-2	Troffer-4X4-Prismatic-Recessed-EMB	0.059	0.236	2300	542.80	Retrofit	B15-LED	4		0.120	276.00	0.116	266.80
Mosheim	Middle school	937 hall	F-F32T8-2	Troffer-2X4-Prismatic-Recessed	0.059	0.059	2300	135.70	Retrofit	B15-LED	1		0.030	69.00	0.029	66.70
Mosheim	Middle school	937 hall	F-F32T8-2	Troffer-2X4-Prismatic-Recessed-EMB	0.059	0.059	2300	135.70	Retrofit	B15-LED	1		0.030	69.00	0.029	66.70
Mosheim	Middle school	937 hall boys	F-F32T8-2	Troffer-2X4-Prismatic-Recessed	0.059	0.059	2300	135.70	Retrofit	B15-LED	1		0.030	69.00	0.029	66.70
Mosheim	Middle school	937 hall boys	F-F32T8-2	Troffer-2X4-Prismatic-Recessed-EMB	0.059	0.059	2300	135.70	Retrofit	B15-LED	1		0.030	69.00	0.029	66.70
Mosheim	Middle school	937 hall boys	CFL-CFQ13W_E-1	6-in Can-Plug-in 4 Pin-Open - no lens-Recessed-Vertical	0.015	0.060	2300	138.00	Retrofit	LED9W-PL-V	4		0.034	78.20	0.026	59.80
Mosheim	Middle school	937 hall boys	F-F32T8-2	Strip-1X4-Open - no lens-Surface	0.059	0.177	2300	407.10	Retrofit	B15-LED	3		0.090	207.00	0.087	200.10
Mosheim	Middle school	937 hall girls	F-F32T8-2	Troffer-2X4-Prismatic-Recessed	0.059	0.059	2300	135.70	Retrofit	B15-LED	1		0.030	69.00	0.029	66.70
Mosheim	Middle school	937 hall girls	F-F32T8-2	Troffer-2X4-Prismatic-Recessed-EMB	0.059	0.059	2300	135.70	Retrofit	B15-LED	1		0.030	69.00	0.029	66.70
Mosheim	Middle school	937 hall girls	CFL-CFQ13W_E-1	6-in Can-Plug-in 4 Pin-Open - no lens-Recessed-Vertical	0.015	0.060	2300	138.00	Retrofit	LED9W-PL-V	4		0.034	78.20	0.026	59.80
Mosheim	Middle school	927 hall	F-F32T8-2	Troffer-4X4-Prismatic-Recessed	0.059	0.413	2300	949.90	Retrofit	B15-LED	7		0.210	483.00	0.203	466.90
Mosheim	Middle school	927 hall	F-F32T8-2	Troffer-4X4-Prismatic-Recessed-EMB	0.059	0.236	2300	542.80	Retrofit	B15-LED	4		0.120	276.00	0.116	266.80
Mosheim	Middle school	923 hall	F-F32T8-2	Troffer-4X4-Prismatic-Recessed	0.059	0.413	2300	949.90	Retrofit	B15-LED	7		0.210	483.00	0.203	466.90
Mosheim	Middle school	923 hall	F-F32T8-2	Troffer-4X4-Prismatic-Recessed-EMB	0.059	0.177	2300	407.10	Retrofit	B15-LED	3		0.090	207.00	0.087	200.10
Mosheim	Middle school	923 hall	F-F32T8-2	Troffer-2X4-Prismatic-Recessed	0.059	0.059	2300	135.70	Retrofit	B15-LED	1		0.030	69.00	0.029	66.70
Mosheim	Middle school	923 hall	F-F32T8-2	Troffer-2X4-Prismatic-Recessed-EMB	0.059	0.059	2300	135.70	Retrofit	B15-LED	1		0.030	69.00	0.029	66.70
Mosheim	Middle school	923 hall RR boys	F-F32T8-2	Troffer-2X4-Prismatic-Recessed	0.059	0.059	2300	135.70	Retrofit	B15-LED	1		0.030	69.00	0.029	66.70
Mosheim	Middle school	923 hall RR boys	F-F32T8-2	Troffer-2X4-Prismatic-Recessed-EMB	0.059	0.059	2300	135.70	Retrofit	B15-LED	1		0.030	69.00	0.029	66.70
Mosheim	Middle school	923 hall RR boys	CFL-CFQ13W_E-1	6-in Can-Plug-in 4 Pin-Open - no lens-Recessed-Vertical	0.015	0.060	2300	138.00	Retrofit	LED9W-PL-V	4		0.034	78.20	0.026	59.80
Mosheim	Middle school	923 hall RR boys	F-F32T8-2	Strip-1X4-Open - no lens-Surface	0.059	0.177	2300	407.10	Retrofit	B15-LED	3		0.090	207.00	0.087	200.10
Mosheim	Middle school	923 hall RR girls	F-F32T8-2	Troffer-2X4-Prismatic-Recessed	0.059	0.059	2300	135.70	Retrofit	B15-LED	1		0.030	69.00	0.029	66.70
Mosheim	Middle school	923 hall RR girls	F-F32T8-2	Troffer-2X4-Prismatic-Recessed-EMB	0.059	0.059	2300	135.70	Retrofit	B15-LED	1		0.030	69.00	0.029	66.70
Mosheim	Middle school	923 hall RR girls	CFL-CFQ13W_E-1	6-in Can-Plug-in 4 Pin-Open - no lens-Recessed-Vertical	0.015	0.060	2300	138.00	Retrofit	LED9W-PL-V	4		0.034	78.20	0.026	59.80
Mosheim	Middle school	918	F-F32T8-3	Troffer-2X4-Parabolic-Recessed	0.089	1.068	1900	2,029.20	Retrofit	TN36W-LED-DIM-FLAT	12	Dimmer 0-10V (2)	0.432	820.80	0.636	1,208.40
Mosheim	Middle school	919	F-F32T8-3	Troffer-2X4-Parabolic-Recessed	0.089	1.068	1900	2,029.20	Retrofit	TN36W-LED-DIM-FLAT	12	Dimmer 0-10V (2)	0.432	820.80	0.636	1,208.40
Mosheim	Middle school	933	F-F32T8-3	Troffer-2X4-Parabolic-Recessed	0.089	0.623	2300	1,432.90	Retrofit	C15-LED-F	7		0.315	724.50	0.308	708.40
Mosheim	Middle school	933	F-F32T8-3	Troffer-2X4-Parabolic-Recessed-EMB	0.089	0.356	2300	818.80	Retrofit	C15-LED-F-EMB	4		0.184	423.20	0.172	395.60
Mosheim	Middle school	933 RR mens	F-F32T8-2	Troffer-2X4-Prismatic-Recessed	0.059	0.059	2300	135.70	Retrofit	B15-LED	1		0.030	69.00	0.029	66.70
Mosheim	Middle school	934	F-F32T8-2	Strip-1X4-Open - no lens-Suspended	0.059	0.118	600	70.80	Retrofit	B15-LED	2		0.060	36.00	0.058	34.80
Mosheim	Middle school	933 RR womens	F-F32T8-2	Troffer-2X4-Prismatic-Recessed	0.059	0.059	2300	135.70	Retrofit	B15-LED	1		0.030	69.00	0.029	66.70
Mosheim	Middle school	Janitor	F-F32T8-2	Strip-1X4-Open - no lens-Surface	0.059	0.059	2300	135.70	Retrofit	B15-LED	1		0.030	69.00	0.029	66.70
Mosheim	Middle school	921	F-F32T8-3	Troffer-2X4-Parabolic-Recessed	0.089	1.691	1900	3,212.90	Retrofit	TN36W-LED-DIM-FLAT	19	Dimmer 0-10V (2)	0.684	1,299.60	1.007	1,913.30
Mosheim	Middle school	922	F-F32T8-3	Troffer-2X4-Parabolic-Recessed	0.089	1.068	1900	2,029.20	Retrofit	TN36W-LED-DIM-FLAT	12	Dimmer 0-10V (2)	0.432	820.80	0.636	1,208.40
Mosheim	Middle school	923	F-F32T8-3	Troffer-2X4-Parabolic-Recessed	0.089	1.068	1900	2,029.20	Retrofit	TN36W-LED-DIM-FLAT	12	Dimmer 0-10V (2)	0.432	820.80	0.636	1,208.40
Mosheim	Middle school	924	F-F32T8-3	Troffer-2X4-Parabolic-Recessed	0.089	1.068	1900	2,029.20	Retrofit	TN36W-LED-DIM-FLAT	12	Dimmer 0-10V (2)	0.432	820.80	0.636	1,208.40
Mosheim	Middle school	925	F-F32T8-3	Troffer-2X4-Parabolic-Recessed	0.089	1.068	1900	2,029.20	Retrofit	TN36W-LED-DIM-FLAT	12	Dimmer 0-10V (2)	0.432	820.80	0.636	1,208.40
Mosheim	Middle school	926	F-F32T8-3	Troffer-2X4-Parabolic-Recessed	0.089	1.068	1900	2,029.20	Retrofit	TN36W-LED-DIM-FLAT	12	Dimmer 0-10V (2)	0.432	820.80	0.636	1,208.40
Mosheim	Middle school	931	F-F32T8-2	Strip-1X4-Metal-Aircraft Cable	0.059	0.708	1900	1,345.20	Retrofit	TN36W-LED-DIM-FLAT	12	Dimmer 0-10V (2)	0.432	820.80	0.276	524.40
Mosheim	Middle school	931	F-F32T8-2	Troffer-2X4-Prismatic-Recessed	0.059	0.118	2300	271.40	Retrofit	B15-LED	2		0.060	138.00	0.058	133.40
Mosheim	Middle school	931	F-F32T8-2	Strip-1X4-Metal-Aircraft Cable-*	0.059	0.708	1900	1,345.20	Remove	Remove	0		0.000	0.00	0.708	1,345.20
Mosheim	Middle school	927	F-F32T8-3	Troffer-2X4-Parabolic-Recessed	0.089	1.068	1900	2,029.20	Retrofit	TN36W-LED-DIM-FLAT	12	Dimmer 0-10V (2)	0.432	820.80	0.636	1,208.40
Mosheim	Middle school	928	F-F32T8-3	Troffer-2X4-Parabolic-Recessed	0.089	1.068	1900	2,029.20	Retrofit	TN36W-LED-DIM-FLAT	12	Dimmer 0-10V (2)	0.432	820.80	0.636	1,208.40
Mosheim	Middle school	929	F-F32T8-3	Troffer-2X4-Parabolic-Recessed	0.089	1.068	1900	2,029.20	Retrofit	TN36W-LED-DIM-FLAT	12	Dimmer 0-10V (2)	0.432	820.80	0.636	1,208.40
Mosheim	Middle school	930	F-F32T8-3	Troffer-2X4-Parabolic-Recessed	0.089	1.068	1900	2,029.20	Retrofit	TN36W-LED-DIM-FLAT	12	Dimmer 0-10V (2)	0.432	820.80	0.636	1,208.40

Mosheim	Middle school	935	F-F32T8-3	Troffer-2X4-Parabolic-Recessed	0.089	1.068	1900	2,029.20	Retrofit	TN36W-LED-DIM-FLAT	12	Dimmer 0-10V (2)	0.432	820.80	0.636	1,208.40
Mosheim	Middle school	936	F-F32T8-3	Troffer-2X4-Parabolic-Recessed	0.089	1.068	1900	2,029.20	Retrofit	TN36W-LED-DIM-FLAT	12	Dimmer 0-10V (2)	0.432	820.80	0.636	1,208.40
Mosheim	Middle school	Janitor	F-F32T8-2	Strip-1X4-Open - no lens-Surface	0.059	0.059	2300	135.70	Retrofit	B15-LED	1		0.030	69.00	0.029	66.70
Mosheim	Middle school	937	F-F32T8-2	Strip-1X4-Open - no lens-Surface	0.059	0.059	2300	135.70	Retrofit	B15-LED	1		0.030	69.00	0.029	66.70
Mosheim	Middle school	938 library	F-F32T8-3	Troffer-2X4-Parabolic-Recessed	0.089	2.403	2300	5,526.90	Retrofit	C15-LED-F	27	Class-1Pole-DT-3 (1)	1.215	1,956.15	1.188	3,570.75
Mosheim	Middle school	938 library	F-F32T8-3	Troffer-2X4-Parabolic-Recessed-EMB	0.089	0.534	2300	1,228.20	Retrofit	C15-LED-F-EMB	6		0.276	634.80	0.258	593.40
Mosheim	Middle school	939	F-F32T8-3	Troffer-2X4-Parabolic-Recessed	0.089	0.267	2300	614.10	Retrofit	C15-LED-F	3		0.135	310.50	0.132	303.60
Mosheim	Middle school	940	F-F32T8-3	Troffer-2X4-Parabolic-Recessed	0.089	0.356	2300	818.80	Retrofit	C15-LED-F	4		0.180	414.00	0.176	404.80
Mosheim	Middle school	941	F-F32T8-2	Troffer-2X4-Prismatic-Recessed	0.059	0.118	2300	271.40	Retrofit	B15-LED	2		0.060	138.00	0.058	133.40
Mosheim	Middle school	909 cafetena	F-F32T8-3	Troffer-2X4-Parabolic-Recessed	0.089	2.581	2300	5,936.30	Retrofit	C15-LED-F	29	Class-1Pole-DT-3 (1)	1.305	2,101.05	1.276	3,835.25
Mosheim	Middle school	909 cafetena	F-F32T8-3	Troffer-2X4-Parabolic-Recessed-EMB	0.089	0.534	2300	1,228.20	Retrofit	C15-LED-F-EMB	6		0.276	634.80	0.258	593.40
Mosheim	Middle school	Serving line	F-F32T8-3	Troffer-2X4-Prismatic-Recessed	0.089	1.513	2300	3,479.90	Retrofit	B15-LED-RW	17		0.510	1,173.00	1.003	2,306.90
Mosheim	Middle school	Wash room	F-F32T8-3	Troffer-2X4-Prismatic-Recessed	0.089	0.267	2300	614.10	Retrofit	B15-LED-RW	3		0.090	207.00	0.177	407.10
Mosheim	Middle school	908	F-F32T8-3	Troffer-2X4-Parabolic-Recessed	0.089	0.267	2300	614.10	Retrofit	C15-LED-F	3		0.135	310.50	0.132	303.60
Mosheim	Middle school	907	F-F32T8-3	Troffer-2X4-Parabolic-Recessed	0.089	0.623	2300	1,432.90	Retrofit	C15-LED-F	7		0.315	724.50	0.308	708.40
Mosheim	Middle school	907	F-F32T8-2	Strip-1X4-Open - no lens-Surface	0.059	0.059	2300	135.70	Retrofit	B15-LED	1		0.030	69.00	0.029	66.70
Mosheim	Middle school	907	F-F32T8-2	Troffer-4X4-Prismatic-Recessed	0.059	0.059	600	35.40	Retrofit	B15-LED	1		0.030	18.00	0.029	17.40
Mosheim	Middle school	Band	F-F32T8-3	Troffer-2X4-Parabolic-Recessed	0.089	1.780	2300	4,094.00	Retrofit	C15-LED-F	20		0.900	2,070.00	0.880	2,024.00
Mosheim	Middle school	Band	F-F32T8-3	Troffer-2X4-Parabolic-Recessed-EMB	0.089	0.445	2300	1,023.50	Retrofit	C15-LED-F-EMB	5		0.230	529.00	0.215	494.50
Mosheim	Middle school	Music library	F-F32T8-2	Troffer-2X4-Prismatic-Recessed	0.059	0.118	2300	271.40	Retrofit	B15-LED	2		0.060	138.00	0.058	133.40
Mosheim	Middle school	906	F-F32T8-3	Troffer-2X4-Parabolic-Recessed	0.089	0.178	2300	409.40	Retrofit	C15-LED-F	2		0.090	207.00	0.088	202.40
Mosheim	Middle school	Band hall	F-F32T8-2	Troffer-4X4-Prismatic-Recessed	0.059	0.590	2300	1,357.00	Retrofit	B15-LED	10		0.300	690.00	0.290	667.00
Mosheim	Middle school	Band hall	F-F32T8-2	Troffer-2X4-Prismatic-Recessed	0.059	0.059	2300	135.70	Retrofit	B15-LED	1		0.030	69.00	0.029	66.70
Mosheim	Middle school	Band hall	F-F32T8-2	Troffer-4X4-Prismatic-Recessed-EMB	0.059	0.177	2300	407.10	Retrofit	B15-LED	3		0.090	207.00	0.087	200.10
Mosheim	Middle school	Band hall	CFL-CFQ13W_E-1	6-in Can-Plug-in 4 Pin-Open - no lens-Recessed-Vertical	0.015	0.045	2300	103.50	Retrofit	LED9W-PL-V	3		0.026	58.65	0.020	44.85
Mosheim	Elementary school	903 gym	MH-MH400-1	Highbay-Mogul-Open - no lens-Pendant	0.458	9.160	2300	21,068.00	Replace	HBN92W-LED	20	Class-1Pole-DT-4-Cages (1)	1.840	2,750.80	7.320	18,317.20
Mosheim	Elementary school	Gym hall	F-F32T8-2	Troffer-4X4-Prismatic-Recessed	0.059	0.649	2300	1,492.70	Retrofit	B15-LED	11		0.330	759.00	0.319	733.70
Mosheim	Elementary school	Gym hall	F-F32T8-2	Troffer-4X4-Prismatic-Recessed-EMB	0.059	0.177	2300	407.10	Retrofit	B15-LED	3		0.090	207.00	0.087	200.10
Mosheim	Elementary school	Gym hall	F-F32T8-2	Troffer-2X4-Prismatic-Recessed-EMB	0.059	0.059	2300	135.70	Retrofit	B15-LED	1		0.030	69.00	0.029	66.70
Mosheim	Elementary school	Gym hall	No Existing-No Existing-0		0.000	0.000	0	0.00	Install	LW 2L	3		0.000	0.00	0.000	0.00
Mosheim	Elementary school	Gym hall boys	F-F32T8-2	Troffer-2X4-Prismatic-Recessed	0.059	0.118	2300	271.40	Retrofit	B15-LED	2		0.060	138.00	0.058	133.40
Mosheim	Elementary school	Gym hall boys	F-F32T8-2	Troffer-2X4-Prismatic-Recessed-EMB	0.059	0.118	2300	271.40	Retrofit	B15-LED	2		0.060	138.00	0.058	133.40
Mosheim	Elementary school	Gym hall boys	CFL-CFQ13W_E-1	6-in Can-Plug-in 4 Pin-Open - no lens-Recessed-Vertical	0.015	0.030	2300	69.00	Retrofit	LED9W-PL-V	2		0.017	39.10	0.013	29.90
Mosheim	Elementary school	Gym hall girls	F-F32T8-2	Troffer-2X4-Prismatic-Recessed	0.059	0.118	2300	271.40	Retrofit	B15-LED	2		0.060	138.00	0.058	133.40
Mosheim	Elementary school	Gym hall girls	F-F32T8-2	Troffer-2X4-Prismatic-Recessed-EMB	0.059	0.118	2300	271.40	Retrofit	B15-LED	2		0.060	138.00	0.058	133.40
Mosheim	Elementary school	Gym hall girls	CFL-CFQ13W_E-1	6-in Can-Plug-in 4 Pin-Open - no lens-Recessed-Vertical	0.015	0.030	2300	69.00	Retrofit	LED9W-PL-V	2		0.017	39.10	0.013	29.90
Mosheim	Elementary school	901	F-F32T8-2	Strip-1X4-Open - no lens-Surface	0.059	0.118	2300	271.40	Retrofit	B15-LED	2		0.060	138.00	0.058	133.40
Mosheim	Elementary school	902	F-F32T8-2	Troffer-2X4-Prismatic-Recessed	0.059	0.118	600	70.80	Retrofit	B15-LED	2		0.060	36.00	0.058	34.80
Mosheim	Elementary school	902	F-F32T8-2	Troffer-2X4-Prismatic-Recessed-EMB	0.059	0.059	600	35.40	Retrofit	B15-LED	1		0.030	18.00	0.029	17.40
Mosheim	Elementary school	904	F-F32T8-3	Troffer-2X4-Prismatic-Recessed	0.089	0.178	2300	409.40	Retrofit	B15-LED-RW	2		0.060	138.00	0.118	271.40
Mosheim	Elementary school	Dressing 1	F-F32T8-2	Troffer-2X4-Prismatic-Recessed	0.059	0.118	2300	271.40	Retrofit	B15-LED	2		0.060	138.00	0.058	133.40
Mosheim	Elementary school	Dressing 1	F-F32T8-2	Troffer-2X4-Prismatic-Recessed-EMB	0.059	0.059	2300	135.70	Retrofit	B15-LED	1		0.030	69.00	0.029	66.70
Mosheim	Elementary school	Dressing 1	No Existing-No Existing-0		0.000	0.000	0	0.00	Install	Lens 2x4 & Frame	2		0.000	0.00	0.000	0.00
Mosheim	Elementary school	Dressing 2	F-F32T8-2	Troffer-2X4-Prismatic-Recessed	0.059	0.118	2300	271.40	Retrofit	B15-LED	2		0.060	138.00	0.058	133.40
Mosheim	Elementary school	Dressing 2	F-F32T8-2	Troffer-2X4-Prismatic-Recessed-EMB	0.059	0.059	2300	135.70	Retrofit	B15-LED	1		0.030	69.00	0.029	66.70
Mosheim	Elementary school	Dressing 2	No Existing-No Existing-0		0.000	0.000	0	0.00	Install	Lens 2x4 & Frame	2		0.000	0.00	0.000	0.00
Mosheim	Elementary school	504	F-F32T8-2	Box-1X4-Prismatic-Surface	0.059	0.708	1900	1,345.20	Replace	TN36W-LED-DIM-FLAT	12	Dimmer 0-10V (2)	0.432	820.80	0.276	524.40
Mosheim	Elementary school	504	F-F32T8-2	Box-1X4-Prismatic-Surface	0.059	0.531	1900	1,008.90	Remove	Remove	0		0.000	0.00	0.531	1,008.90
Mosheim	Elementary school	503	F-F32T8-2	Box-1X4-Prismatic-Surface	0.059	0.708	1900	1,345.20	Replace	TN36W-LED-DIM-FLAT	12	Dimmer 0-10V (2)	0.432	820.80	0.276	524.40
Mosheim	Elementary school	503	F-F32T8-2	Box-1X4-Prismatic-Surface	0.059	0.708	1900	1,345.20	Remove	Remove	0		0.000	0.00	0.708	1,345.20
Mosheim	Elementary school	504 hall	F-F32T8-2	Box-1X4-Prismatic-Surface	0.059	0.828	2300	1,899.80	Replace	WNB15-LED-120	14		0.420	966.00	0.406	933.80
Mosheim	Elementary school	504 hall	F-F32T8-2	Box-1X4-Prismatic-Surface	0.059	0.885	2300	2,035.50	Remove	Remove	0		0.000	0.00	0.885	2,035.50
Mosheim	Elementary school	501	LIN-LED-L20T8LED-2	Troffer-2X4-Prismatic-Recessed	0.040	0.360	1900	684.00	Retrofit	TN36W-LED-DIM-FLAT	9	Dimmer 0-10V (2)	0.324	615.60	0.036	68.40
Mosheim	Elementary school	500 maybe	F-F32T8-2	Box-1X4-Prismatic-Surface	0.059	0.708	1900	1,345.20	Replace	TN36W-LED-DIM-FLAT	12	Dimmer 0-10V (2)	0.432	820.80	0.276	524.40
Mosheim	Elementary school	500 maybe	F-F32T8-2	Box-1X4-Prismatic-Surface	0.059	0.531	1900	1,008.90	Remove	Remove	0		0.000	0.00	0.531	1,008.90
Mosheim	Elementary school	602	F-F32T8-2	Box-1X4-Prismatic-Surface	0.059	0.708	1900	1,345.20	Replace	TN36W-LED-DIM-FLAT	12	Dimmer 0-10V (2)	0.432	820.80	0.276	524.40
Mosheim	Elementary school	602	F-F32T8-2	Box-1X4-Prismatic-Surface	0.059	0.708	1900	1,345.20	Remove	Remove	0		0.000	0.00	0.708	1,345.20
Mosheim	Elementary school	601	F-F32T8-2	Box-1X4-Prismatic-Surface	0.059	0.708	1900	1,345.20	Replace	TN36W-LED-DIM-FLAT	12	Dimmer 0-10V (2)	0.432	820.80	0.276	524.40
Mosheim	Elementary school	601	F-F32T8-2	Box-1X4-Prismatic-Surface	0.059	0.708	1900	1,345.20	Remove	Remove	0		0.000	0.00	0.708	1,345.20
Mosheim	Elementary school	603	F-F32T8-2	Box-1X4-Prismatic-Surface	0.059	0.708	1900	1,345.20	Replace	TN36W-LED-DIM-FLAT	12	Dimmer 0-10V (2)	0.432	820.80	0.276	524.40

Mosheim	Elementary school	603	F-F32T8-2	Box-1X4-Prismatic-Surface	0.059	0.708	1900	1,345.20	Remove	Remove		0		0.000	0.00	0.708	1,345.20
Mosheim	Elementary school	Teacher lounge	F-F32T8-2	Box-1X4-Prismatic-Surface	0.059	0.531	2300	1,221.30	Replace	WNB15-LED-120		9		0.270	621.00	0.261	600.30
Mosheim	Elementary school	Teacher lounge	F-F32T8-2	Box-1X4-Prismatic-Surface	0.059	0.531	2300	1,221.30	Remove	Remove		0		0.000	0.00	0.531	1,221.30
Mosheim	Elementary school	Janitor	F-F32T8-2	Strip-1X4-Open - no lens-Surface	0.059	0.059	2300	135.70	Retrofit	B15-LED		1		0.030	69.00	0.029	66.70
Mosheim	Elementary school	500 hall boys	F-F32T8-2	Wrap-2X4-Prismatic-Surface	0.059	0.413	2300	949.90	Retrofit	B15-LED		7		0.210	483.00	0.203	466.90
Mosheim	Elementary school	500 hall girls	F-F32T8-2	Wrap-2X4-Prismatic-Surface	0.059	0.413	2300	949.90	Retrofit	B15-LED		7		0.210	483.00	0.203	466.90
Mosheim	Elementary school	Electrical locked	F-F32T8-2	Strip-1X4-Open - no lens-Surface	0.059	0.059	2300	135.70	Retrofit	B15-LED		1		0.030	69.00	0.029	66.70
Mosheim	Elementary school	115 hall	F-F32T8-2	Box-1X4-Prismatic-Surface	0.059	0.472	2300	1,085.60	Replace	WNB15-LED-120		8		0.240	552.00	0.232	533.60
Mosheim	Elementary school	115 hall	F-F32T8-2	Box-1X4-Prismatic-Surface	0.059	0.531	2300	1,221.30	Remove	Remove		0		0.000	0.00	0.531	1,221.30
Mosheim	Elementary school	115	F-F32T8-2	Box-1X4-Prismatic-Surface	0.059	2.596	1900	4,932.40	Replace	TN36W-LED-DIM-FLAT		44	Dimmer 0-10V (2)	1.584	3,009.60	1.012	1,922.80
Mosheim	Elementary school	115	F-F32T8-2	Box-1X4-Prismatic-Surface	0.059	2.714	1900	5,156.60	Remove	Remove		0		0.000	0.00	2.714	5,156.60
Mosheim	Elementary school	905 E	F-F32T8-2	Box-1X4-Prismatic-Surface	0.059	0.236	1900	448.40	Replace	TN36W-LED-DIM-FLAT		4	Dimmer 0-10V (2)	0.144	273.60	0.092	174.80
Mosheim	Elementary school	905 E	F-F32T8-2	Box-1X4-Prismatic-Surface	0.059	0.295	1900	560.50	Remove	Remove		0		0.000	0.00	0.295	560.50
Mosheim	Elementary school	906E	F-F32T8-2	Box-1X4-Prismatic-Surface	0.059	0.236	1900	448.40	Replace	TN36W-LED-DIM-FLAT		4	Dimmer 0-10V (2)	0.144	273.60	0.092	174.80
Mosheim	Elementary school	115 hall boys	F-F32T8-2	Vanity-1X4-Prismatic-Wall	0.059	0.059	2300	135.70	Retrofit	B15-LED		1		0.030	69.00	0.029	66.70
Mosheim	Elementary school	115 hall girls	F-F32T8-2	Vanity-1X4-Prismatic-Wall	0.059	0.059	2300	135.70	Retrofit	B15-LED		1		0.030	69.00	0.029	66.70
Mosheim	Elementary school	126	F-F32T8-2	Box-1X4-Prismatic-Surface	0.059	0.472	2300	1,085.60	Replace	WNB15-LED-120		8		0.240	552.00	0.232	533.60
Mosheim	Elementary school	126	F-F32T8-2	Box-1X4-Prismatic-Surface	0.059	0.472	2300	1,085.60	Remove	Remove		0		0.000	0.00	0.472	1,085.60
Mosheim	Elementary school	Clinic	F-F32T8-2	Box-1X4-Prismatic-Surface	0.059	0.236	2300	542.80	Replace	WNB15-LED-120		4		0.120	276.00	0.116	266.80
Mosheim	Elementary school	Clinic	F-F32T8-2	Box-1X4-Prismatic-Surface	0.059	0.118	2300	271.40	Remove	Remove		0		0.000	0.00	0.118	271.40
Mosheim	Elementary school	Clinic	F-F32T8-2	Wrap-2X4-Prismatic-Surface	0.059	0.059	600	35.40	Retrofit	B15-LED		1		0.030	18.00	0.029	17.40
Mosheim	Elementary school	Clinic	CFL-CFC13_E-1	Keyless -Medium-Open - no lens-Surface-Vertical	0.013	0.013	600	7.80	Retrofit	LED9W-SI		1		0.009	5.10	0.005	2.70
Mosheim	Elementary school	Front office	F-F32T8-2	Box-1X4-Prismatic-Surface	0.059	0.354	2300	814.20	Replace	WNB15-LED-120		6		0.180	414.00	0.174	400.20
Mosheim	Elementary school	Front office	F-F32T8-2	Box-1X4-Prismatic-Surface	0.059	0.354	2300	814.20	Remove	Remove		0		0.000	0.00	0.354	814.20
Mosheim	Elementary school	127	F-F32T8-2	Wrap-2X4-Prismatic-Surface	0.059	0.118	600	70.80	Retrofit	B15-LED		2		0.060	36.00	0.058	34.80
Mosheim	Elementary school	122	F-F32T8-2	Box-1X4-Prismatic-Surface	0.059	0.236	2300	542.80	Replace	WNB15-LED-120		4		0.120	276.00	0.116	266.80
Mosheim	Elementary school	123	F-F32T8-2	Box-1X4-Prismatic-Surface	0.059	0.236	2300	542.80	Replace	WNB15-LED-120		4		0.120	276.00	0.116	266.80
Mosheim	Elementary school	124	F-F32T8-2	Box-1X4-Prismatic-Surface	0.059	0.236	2300	542.80	Replace	WNB15-LED-120		4		0.120	276.00	0.116	266.80
Mosheim	Elementary school	124	F-F32T8-2	Box-1X4-Prismatic-Surface	0.059	0.118	2300	271.40	Remove	Remove		0		0.000	0.00	0.118	271.40
Mosheim	Elementary school	124	F-F32T8-2	Wrap-2X4-Prismatic-Surface	0.059	0.059	2300	135.70	Retrofit	B15-LED		1		0.030	69.00	0.029	66.70
Mosheim	Elementary school	Entrance	F-F32T8-2	Box-1X4-Prismatic-Surface	0.059	0.236	2300	542.80	Replace	WNB15-LED-120		4		0.120	276.00	0.116	266.80
Mosheim	Elementary school	Entrance	F-F32T8-2	Box-1X4-Prismatic-Surface	0.059	0.118	2300	271.40	Remove	Remove		0		0.000	0.00	0.118	271.40
Mosheim	Elementary school	128	F-F32T8-2	Box-1X4-Prismatic-Surface	0.059	1.475	2300	3,392.50	Replace	WNB15-LED-120		25		0.750	1,725.00	0.725	1,667.50
Mosheim	Elementary school	128	F-F32T8-2	Box-1X4-Prismatic-Surface	0.059	2.124	2300	4,885.20	Remove	Remove		0		0.000	0.00	2.124	4,885.20
Mosheim	Elementary school	128	F-F32T8-4	Box-2X4-Prismatic-Surface	0.112	1.456	2300	3,348.80	Retrofit	B15-LED-RW		13		0.390	897.00	1.066	2,451.80
Mosheim	Elementary school	128	HAL-H60-1	6-in Can-Medium-PAR38-Surface-edit	0.060	1.500	2300	3,450.00	Retrofit	LED17W-PAR38		25		0.425	977.50	1.075	2,472.50
Mosheim	Elementary school	Front office hall	F-F32T8-2	Box-1X4-Prismatic-Surface	0.059	0.354	2300	814.20	Replace	WNB15-LED-120		6		0.180	414.00	0.174	400.20
Mosheim	Elementary school	Front office hall	F-F32T8-2	Box-1X4-Prismatic-Surface	0.059	0.413	2300	949.90	Remove	Remove		0		0.000	0.00	0.413	949.90
Mosheim	Elementary school	114 hall	F-F32T8-2	Box-1X4-Prismatic-Surface	0.059	0.590	2300	1,357.00	Replace	WNB15-LED-120		10		0.300	690.00	0.290	667.00
Mosheim	Elementary school	114 hall	F-F32T8-2	Box-1X4-Prismatic-Surface	0.059	0.531	2300	1,221.30	Remove	Remove		0		0.000	0.00	0.531	1,221.30
Mosheim	Elementary school	Cafeteria 132	F-F32T8-2	Box-1X4-Prismatic-Surface	0.059	1.062	2300	2,442.60	Replace	WNB15-LED-120		18	Class-1Pole-OT-2 (1)	0.540	869.40	0.522	1,573.20
Mosheim	Elementary school	Cafeteria 132	F-F32T8-2	Box-1X4-Prismatic-Surface	0.059	1.062	2300	2,442.60	Remove	Remove		0		0.000	0.00	1.062	2,442.60
Mosheim	Elementary school	604	F-F32T8-2	Box-1X4-Prismatic-Surface	0.059	0.708	1900	1,345.20	Replace	TN36W-LED-DIM-FLAT		12	Dimmer 0-10V (2)	0.432	820.80	0.276	524.40
Mosheim	Elementary school	604	F-F32T8-2	Box-1X4-Prismatic-Surface	0.059	0.708	1900	1,345.20	Remove	Remove		0		0.000	0.00	0.708	1,345.20
Mosheim	Elementary school	604	HAL-H60-1	6-in Can-Medium-PAR38-Surface-edit	0.060	0.180	2300	414.00	Retrofit	LED17W-PAR38		3		0.051	117.30	0.129	296.70
Mosheim	Elementary school	604	HAL-H75-1	Track-Medium-PAR38-Track-edit	0.075	0.525	2300	1,207.50	Retrofit	LED17W-PAR38		7		0.119	273.70	0.406	933.80
Mosheim	Elementary school	604 hall	F-F32T8-2	Box-1X4-Prismatic-Surface	0.059	0.118	2300	271.40	Replace	WNB15-LED-120		2		0.060	138.00	0.058	133.40
Mosheim	Elementary school	902E	F-F32T8-2	Box-1X4-Prismatic-Surface	0.059	0.531	1900	1,008.90	Replace	TN36W-LED-DIM-FLAT		9	Dimmer 0-10V (2)	0.324	615.60	0.207	393.30
Mosheim	Elementary school	902E	F-F32T8-2	Box-1X4-Prismatic-Surface	0.059	0.531	1900	1,008.90	Remove	Remove		0		0.000	0.00	0.531	1,008.90
Mosheim	Elementary school	903E	F-F32T8-2	Box-1X4-Prismatic-Surface	0.059	0.531	1900	1,008.90	Replace	TN36W-LED-DIM-FLAT		9	Dimmer 0-10V (2)	0.324	615.60	0.207	393.30
Mosheim	Elementary school	903E	F-F32T8-2	Box-1X4-Prismatic-Surface	0.059	0.708	1900	1,345.20	Remove	Remove		0		0.000	0.00	0.708	1,345.20
Mosheim	Elementary school	901E	F-F32T8-2	Box-1X4-Prismatic-Surface	0.059	0.531	1900	1,008.90	Replace	TN36W-LED-DIM-FLAT		9	Dimmer 0-10V (2)	0.324	615.60	0.207	393.30
Mosheim	Elementary school	901E	F-F32T8-2	Box-1X4-Prismatic-Surface	0.059	0.531	1900	1,008.90	Remove	Remove		0		0.000	0.00	0.531	1,008.90
Mosheim	Elementary school	701	F-F32T8-2	Box-1X4-Prismatic-Surface	0.059	0.708	1900	1,345.20	Replace	TN36W-LED-DIM-FLAT		12	Dimmer 0-10V (2)	0.432	820.80	0.276	524.40
Mosheim	Elementary school	701	F-F32T8-2	Box-1X4-Prismatic-Surface	0.059	0.708	1900	1,345.20	Remove	Remove		0		0.000	0.00	0.708	1,345.20
Mosheim	Elementary school	702	F-F32T8-2	Box-1X4-Prismatic-Surface	0.059	0.708	1900	1,345.20	Replace	TN36W-LED-DIM-FLAT		12	Dimmer 0-10V (2)	0.432	820.80	0.276	524.40
Mosheim	Elementary school	702	F-F32T8-2	Box-1X4-Prismatic-Surface	0.059	0.708	1900	1,345.20	Remove	Remove		0		0.000	0.00	0.708	1,345.20
Mosheim	Elementary school	Mrs kelly	F-F32T8-2	Box-1X4-Prismatic-Surface	0.059	0.531	1900	1,008.90	Replace	TN36W-LED-DIM-FLAT		9	Dimmer 0-10V (2)	0.324	615.60	0.207	393.30
Mosheim	Elementary school	Mrs kelly	F-F32T8-2	Box-1X4-Prismatic-Surface	0.059	0.531	1900	1,008.90	Remove	Remove		0		0.000	0.00	0.531	1,008.90
Mosheim	Elementary school	Cafe hall janitor 1	F-F32T8-2	Strip-1X4-Open - no lens-Surface	0.059	0.059	600	35.40	Retrofit	B15-LED		1		0.030	18.00	0.029	17.40

Mosheim	Elementary school	Cafe hall boys	F-F32T8-2	Wrap-2X4-Prismatic-Surface	0.059	0.413	2300	949.90	Retrofit	B15-LED	7		0.210	483.00	0.203	466.90
Mosheim	Elementary school	Cafe hall girls	F-F32T8-2	Wrap-2X4-Prismatic-Surface	0.059	0.413	2300	949.90	Retrofit	B15-LED	7		0.210	483.00	0.203	466.90
Mosheim	Elementary school	Cafe hall janitor 2	F-F32T8-2	Strip-1X4-Open - no lens-Surface	0.059	0.059	600	35.40	Retrofit	B15-LED	1		0.030	18.00	0.029	17.40
Mosheim	Elementary school	704	F-F32T8-2	Box-1X4-Prismatic-Surface	0.059	0.708	1900	1,345.20	Replace	TN36W-LED-DIM-FLAT	12	Dimmer 0-10V (2)	0.432	820.80	0.276	524.40
Mosheim	Elementary school	704	F-F32T8-2	Box-1X4-Prismatic-Surface	0.059	0.708	1900	1,345.20	Remove	Remove	0		0.000	0.00	0.708	1,345.20
Mosheim	Elementary school	703	F-F32T8-2	Box-1X4-Prismatic-Surface	0.059	0.708	1900	1,345.20	Replace	TN36W-LED-DIM-FLAT	12	Dimmer 0-10V (2)	0.432	820.80	0.276	524.40
Mosheim	Elementary school	703	F-F32T8-2	Box-1X4-Prismatic-Surface	0.059	0.708	1900	1,345.20	Remove	Remove	0		0.000	0.00	0.708	1,345.20
Mosheim	Elementary school	703 hall	F-F32T8-2	Box-1X4-Prismatic-Surface	0.059	0.590	2300	1,357.00	Replace	WNB15-LED-120	10		0.300	690.00	0.290	667.00
Mosheim	Elementary school	703 hall	F-F32T8-2	Box-1X4-Prismatic-Surface	0.059	0.649	2300	1,492.70	Remove	Remove	0		0.000	0.00	0.649	1,492.70
Mosheim	Elementary school	142	HAL-H60-1	6-in Can-Medium-PAR38-Surface-edit	0.060	0.120	600	72.00	Retrofit	LED17W-PAR38	2		0.034	20.40	0.086	51.60
Mosheim	Elementary school	142	F-F32T8-2	Wrap-2X4-Prismatic-Surface	0.059	0.059	600	35.40	Retrofit	B15-LED	1		0.030	18.00	0.029	17.40
Mosheim	Elementary school	142	F-F32T8-2	Wrap-1X4-Prismatic-Surface	0.059	0.059	600	35.40	Retrofit	B15-LED	1		0.030	18.00	0.029	17.40
Mosheim	Elementary school	Wash room	F-F32T8-2	Industrial Strip-1X4-Open - no lens-Surface	0.059	0.236	2300	542.80	Replace	VTNB15-LED	4		0.120	276.00	0.116	266.80
Mosheim	Elementary school	Wash room	F-F32T8-2	Industrial Strip-1X4-Open - no lens-Surface	0.059	0.177	2300	407.10	Remove	Remove	0		0.000	0.00	0.177	407.10
Mosheim	Elementary school	Serving line	F-F32T8-2	Industrial Strip-1X4-Open - no lens-Surface	0.059	0.708	2300	1,628.40	Replace	WNB15-LED-120	12		0.360	828.00	0.348	800.40
Mosheim	Elementary school	Serving line	F-F32T8-2	Industrial Strip-1X4-Open - no lens-Surface	0.059	0.708	2300	1,628.40	Remove	Remove	0		0.000	0.00	0.708	1,628.40
Mosheim	Elementary school	Kitchen	F-F32T8-2	Industrial Strip-1X4-Open - no lens-Surface	0.059	0.472	2300	1,085.60	Replace	VTNB15-LED	8		0.240	552.00	0.232	533.60
Mosheim	Elementary school	Kitchen	F-F32T8-2	Industrial Strip-1X4-Open - no lens-Surface	0.059	0.472	2300	1,085.60	Remove	Remove	0		0.000	0.00	0.472	1,085.60
Mosheim	Elementary school	Hood	CFL-CFC13_E-1	Jelly Jar-Medium-Clear-Surface-Vertical	0.013	0.156	2300	358.80	Retrofit	LED9W-SI	12		0.102	234.60	0.054	124.20
Mosheim	Elementary school	Freezer	LED-L9-1	Jelly jar-Medium-Clear-Surface-edit	0.009	0.009	600	5.40	Retrofit	LED9W-SI	1		0.009	5.10	0.001	0.30
Mosheim	Elementary school	Cooler	LED-L9-1	Jelly jar-Medium-Clear-Surface-edit	0.009	0.036	600	21.60	Retrofit	LED9W-SI	4		0.034	20.40	0.002	1.20
Mosheim	Elementary school	Kitchen mop	F-F32T8-2	Industrial Strip-1X4-Open - no lens-Surface	0.059	0.059	2300	135.70	Retrofit	B15-LED	1		0.030	69.00	0.029	66.70
Mosheim	Elementary school	Coat room	F-F32T8-2	Industrial Strip-1X4-Open - no lens-Surface	0.059	0.059	2300	135.70	Retrofit	B15-LED	1		0.030	69.00	0.029	66.70
Mosheim	Elementary school	Cooler 2	INCAN-I60-1	Jelly Jar-Medium-Open - no lens-Surface-edit	0.060	0.060	600	36.00	Retrofit	LED9W-SI	1		0.009	5.10	0.052	30.90
Mosheim	Elementary school	Cooler 2	F-F40T12_MSTD-2	Vapor Tight-1X4-Frosted-Surface	0.094	0.094	600	56.40	Retrofit	B15-LED	1		0.030	18.00	0.064	38.40
Mosheim	Elementary school	Kitchen office	F-F32T8-4	Troffer-2X4-Prismatic-Recessed	0.112	0.224	2300	515.20	Retrofit	B15-LED-RW	2		0.060	138.00	0.164	377.20
Mosheim	Elementary school	Kitchen RR	F-F32T8-2	Industrial Strip-1X4-Open - no lens-Surface	0.059	0.059	2300	135.70	Retrofit	B15-LED	1		0.030	69.00	0.029	66.70
Mosheim	Elementary school	Pantry	F-F32T8-1	Strip-1X4-Open - no lens-Suspended	0.031	0.186	2300	427.80	Retrofit	A15-LED	6		0.090	207.00	0.096	220.80
Mosheim	Elementary school	101	F-F32T8-2	Box-1X4-Prismatic-Surface	0.059	0.708	1900	1,345.20	Replace	TN36W-LED-DIM-FLAT	12	Dimmer 0-10V (2)	0.432	820.80	0.276	524.40
Mosheim	Elementary school	101	F-F32T8-2	Box-1X4-Prismatic-Surface	0.059	0.708	1900	1,345.20	Remove	Remove	0		0.000	0.00	0.708	1,345.20
Mosheim	Elementary school	101 hall boys	F-F32T8-2	Wrap-1X4-Prismatic-Surface	0.059	0.413	2300	949.90	Retrofit	B15-LED	7		0.210	483.00	0.203	466.90
Mosheim	Elementary school	101 hall boys	No Existing-No Existing-0		0.000	0.000	0	0.00	Install	LW 2L	2		0.000	0.00	0.000	0.00
Mosheim	Elementary school	101 hall girls	F-F32T8-2	Wrap-1X4-Prismatic-Surface	0.059	0.413	2300	949.90	Retrofit	B15-LED	7		0.210	483.00	0.203	466.90
Mosheim	Elementary school	101 hall janitor 1	F-F32T8-2	Strip-1X4-Open - no lens-Surface	0.059	0.059	600	35.40	Retrofit	B15-LED	1		0.030	18.00	0.029	17.40
Mosheim	Elementary school	101 hall janitor 2	F-F32T8-2	Strip-1X4-Open - no lens-Surface	0.059	0.059	600	35.40	Retrofit	B15-LED	1		0.030	18.00	0.029	17.40
Mosheim	Elementary school	106	F-F32T8-2	Box-1X4-Prismatic-Surface	0.059	0.531	1900	1,008.90	Replace	TN36W-LED-DIM-FLAT	9	Dimmer 0-10V (2)	0.324	615.60	0.207	393.30
Mosheim	Elementary school	106	F-F32T8-2	Box-1X4-Prismatic-Surface	0.059	0.354	1900	672.60	Remove	Remove	0		0.000	0.00	0.354	672.60
Mosheim	Elementary school	103	F-F32T8-2	Box-1X4-Prismatic-Surface	0.059	0.708	1900	1,345.20	Replace	TN36W-LED-DIM-FLAT	12	Dimmer 0-10V (2)	0.432	820.80	0.276	524.40
Mosheim	Elementary school	103	F-F32T8-2	Box-1X4-Prismatic-Surface	0.059	0.708	1900	1,345.20	Remove	Remove	0		0.000	0.00	0.708	1,345.20
Mosheim	Elementary school	101 hall	F-F32T8-2	Box-1X4-Prismatic-Surface	0.059	0.590	2300	1,357.00	Replace	WNB15-LED-120	10		0.300	690.00	0.290	667.00
Mosheim	Elementary school	101 hall	F-F32T8-2	Box-1X4-Prismatic-Surface	0.059	0.590	2300	1,357.00	Remove	Remove	0		0.000	0.00	0.590	1,357.00
Mosheim	Elementary school	103	F-F32T8-2	Box-1X4-Prismatic-Surface	0.059	0.708	1900	1,345.20	Replace	TN36W-LED-DIM-FLAT	12	Dimmer 0-10V (2)	0.432	820.80	0.276	524.40
Mosheim	Elementary school	103	F-F32T8-2	Box-1X4-Prismatic-Surface	0.059	0.708	1900	1,345.20	Remove	Remove	0		0.000	0.00	0.708	1,345.20
Mosheim	Elementary school	202	F-F32T8-2	Box-1X4-Prismatic-Surface	0.059	0.708	1900	1,345.20	Replace	TN36W-LED-DIM-FLAT	12	Dimmer 0-10V (2)	0.432	820.80	0.276	524.40
Mosheim	Elementary school	202	F-F32T8-2	Box-1X4-Prismatic-Surface	0.059	0.708	1900	1,345.20	Remove	Remove	0		0.000	0.00	0.708	1,345.20
Mosheim	Elementary school	144	F-F32T8-2	Box-1X4-Prismatic-Surface	0.059	0.708	1900	1,345.20	Replace	TN36W-LED-DIM-FLAT	12	Dimmer 0-10V (2)	0.432	820.80	0.276	524.40
Mosheim	Elementary school	144	F-F32T8-2	Box-1X4-Prismatic-Surface	0.059	0.708	1900	1,345.20	Remove	Remove	0		0.000	0.00	0.708	1,345.20
Mosheim	Elementary school	201	F-F32T8-2	Box-1X4-Prismatic-Surface	0.059	0.531	1900	1,008.90	Replace	TN36W-LED-DIM-FLAT	9	Dimmer 0-10V (2)	0.324	615.60	0.207	393.30
Mosheim	Elementary school	201	F-F32T8-2	Box-1X4-Prismatic-Surface	0.059	0.531	1900	1,008.90	Remove	Remove	0		0.000	0.00	0.531	1,008.90
Mosheim	Elementary school	105	F-F32T8-2	Box-1X4-Prismatic-Surface	0.059	0.708	1900	1,345.20	Replace	TN36W-LED-DIM-FLAT	12	Dimmer 0-10V (2)	0.432	820.80	0.276	524.40
Mosheim	Elementary school	105	F-F32T8-2	Box-1X4-Prismatic-Surface	0.059	0.708	1900	1,345.20	Remove	Remove	0		0.000	0.00	0.708	1,345.20
Mosheim	Elementary school	204	F-F32T8-2	Box-1X4-Prismatic-Surface	0.059	0.708	1900	1,345.20	Replace	TN36W-LED-DIM-FLAT	12	Dimmer 0-10V (2)	0.432	820.80	0.276	524.40
Mosheim	Elementary school	204	F-F32T8-2	Box-1X4-Prismatic-Surface	0.059	0.708	1900	1,345.20	Remove	Remove	0		0.000	0.00	0.708	1,345.20
Mosheim	Elementary school	203	F-F32T8-2	Box-1X4-Prismatic-Surface	0.059	0.708	1900	1,345.20	Replace	TN36W-LED-DIM-FLAT	12	Dimmer 0-10V (2)	0.432	820.80	0.276	524.40
Mosheim	Elementary school	203	F-F32T8-2	Box-1X4-Prismatic-Surface	0.059	0.708	1900	1,345.20	Remove	Remove	0		0.000	0.00	0.708	1,345.20
Mosheim	Elementary school	Kitchen outside rooms	CFL-CFC13_E-1	Jelly Jar-Medium-Clear-Surface-Vertical	0.013	0.039	2300	89.70	Retrofit	LED9W-SI	3		0.026	58.65	0.014	31.05
Mosheim	Elementary school	301 hall	F-F32T8-2	Box-1X4-Prismatic-Surface	0.059	1.180	2300	2,714.00	Replace	WNB15-LED-120	20		0.600	1,380.00	0.580	1,334.00
Mosheim	Elementary school	301 hall	F-F32T8-2	Box-1X4-Prismatic-Surface	0.059	1.239	2300	2,849.70	Remove	Remove	0		0.000	0.00	1.239	2,849.70
Mosheim	Elementary school	301	F-F32T8-2	Box-1X4-Prismatic-Surface	0.059	0.708	1900	1,345.20	Replace	TN36W-LED-DIM-FLAT	12	Dimmer 0-10V (2)	0.432	820.80	0.276	524.40
Mosheim	Elementary school	301	F-F32T8-2	Box-1X4-Prismatic-Surface	0.059	0.708	1900	1,345.20	Remove	Remove	0		0.000	0.00	0.708	1,345.20

Mosheim	Elementary school	301 girls	F-F32T8-2	Wrap-1X4-Prismatic-Surface	0.059	0.413	2300	949.90	Retrofit	B15-LED	7		0.210	483.00	0.203	466.90
Mosheim	Elementary school	301 boys	F-F32T8-2	Wrap-1X4-Prismatic-Surface	0.059	0.413	2300	949.90	Retrofit	B15-LED	7		0.210	483.00	0.203	466.90
Mosheim	Elementary school	Janitor	F-F32T8-2	Strip-1X4-Open - no lens-Surface	0.059	0.059	600	35.40	Retrofit	B15-LED	1		0.030	18.00	0.029	17.40
Mosheim	Elementary school	302	F-F32T8-2	Box-1X4-Prismatic-Surface	0.059	0.708	1900	1,345.20	Replace	TN36W-LED-DIM-FLAT	12	Dimmer 0-10V (2)	0.432	820.80	0.276	524.40
Mosheim	Elementary school	302	F-F32T8-2	Box-1X4-Prismatic-Surface	0.059	0.708	1900	1,345.20	Remove	Remove	0		0.000	0.00	0.708	1,345.20
Mosheim	Elementary school	904 maybe	F-F32T8-2	Box-1X4-Prismatic-Surface	0.059	0.354	1900	672.60	Replace	TN36W-LED-DIM-FLAT	6	Dimmer 0-10V (2)	0.216	410.40	0.138	262.20
Mosheim	Elementary school	904 maybe	F-F32T8-2	Box-1X4-Prismatic-Surface	0.059	0.295	1900	560.50	Remove	Remove	0		0.000	0.00	0.295	560.50
Mosheim	Elementary school	401	F-F32T8-2	Box-1X4-Prismatic-Surface	0.059	0.708	1900	1,345.20	Replace	TN36W-LED-DIM-FLAT	12	Dimmer 0-10V (2)	0.432	820.80	0.276	524.40
Mosheim	Elementary school	401	F-F32T8-2	Box-1X4-Prismatic-Surface	0.059	0.708	1900	1,345.20	Remove	Remove	0		0.000	0.00	0.708	1,345.20
Mosheim	Elementary school	402	F-F32T8-2	Box-1X4-Prismatic-Surface	0.059	0.531	1900	1,008.90	Replace	TN36W-LED-DIM-FLAT	9	Dimmer 0-10V (2)	0.324	615.60	0.207	393.30
Mosheim	Elementary school	402	F-F32T8-2	Box-1X4-Prismatic-Surface	0.059	0.531	1900	1,008.90	Remove	Remove	0		0.000	0.00	0.531	1,008.90
Mosheim	Elementary school	403	F-F32T8-2	Box-1X4-Prismatic-Surface	0.059	0.531	1900	1,008.90	Replace	TN36W-LED-DIM-FLAT	9	Dimmer 0-10V (2)	0.324	615.60	0.207	393.30
Mosheim	Elementary school	403	F-F32T8-2	Box-1X4-Prismatic-Surface	0.059	0.531	1900	1,008.90	Remove	Remove	0		0.000	0.00	0.531	1,008.90
Mosheim	Elementary school	404 hall	F-F32T8-2	Box-1X4-Prismatic-Surface	0.059	0.177	2300	407.10	Replace	WNB15-LED-120	3		0.090	207.00	0.087	200.10
Mosheim	Elementary school	404 hall	F-F32T8-2	Box-1X4-Prismatic-Surface	0.059	0.118	2300	271.40	Remove	Remove	0		0.000	0.00	0.118	271.40
Mosheim	Elementary school	404	F-F32T8-2	Box-1X4-Prismatic-Surface	0.059	0.295	1900	560.50	Replace	TN36W-LED-DIM-FLAT	5	Dimmer 0-10V (2)	0.180	342.00	0.115	218.50
Mosheim	Elementary school	404	F-F32T8-2	Box-1X4-Prismatic-Surface	0.059	0.295	1900	560.50	Remove	Remove	0		0.000	0.00	0.295	560.50
Mosheim	Elementary school	405	F-F32T8-2	Box-1X4-Prismatic-Surface	0.059	0.531	1900	1,008.90	Replace	TN36W-LED-DIM-FLAT	9	Dimmer 0-10V (2)	0.324	615.60	0.207	393.30
Mosheim	Elementary school	405	F-F32T8-2	Box-1X4-Prismatic-Surface	0.059	0.354	1900	672.60	Remove	Remove	0		0.000	0.00	0.354	672.60
Mosheim	Elementary school	206	F-F32T8-2	Box-1X4-Prismatic-Surface	0.059	0.531	1900	1,008.90	Replace	TN36W-LED-DIM-FLAT	9	Dimmer 0-10V (2)	0.324	615.60	0.207	393.30
Mosheim	Elementary school	206	F-F32T8-2	Box-1X4-Prismatic-Surface	0.059	0.531	1900	1,008.90	Remove	Remove	0		0.000	0.00	0.531	1,008.90
Mosheim	Elementary school	205	F-F32T8-2	Box-1X4-Prismatic-Surface	0.059	0.531	1900	1,008.90	Replace	TN36W-LED-DIM-FLAT	9	Dimmer 0-10V (2)	0.324	615.60	0.207	393.30
Mosheim	Elementary school	205	F-F32T8-2	Box-1X4-Prismatic-Surface	0.059	0.531	1900	1,008.90	Remove	Remove	0		0.000	0.00	0.531	1,008.90
Mosheim	Elementary school	205 janitor	F-F32T8-2	Strip-1X4-Open - no lens-Surface	0.059	0.059	600	35.40	Retrofit	B15-LED	1		0.030	18.00	0.029	17.40
Mosheim	Elementary school	303	F-F32T8-2	Box-1X4-Prismatic-Surface	0.059	0.590	1900	1,121.00	Replace	TN36W-LED-DIM-FLAT	10	Dimmer 0-10V (2)	0.360	684.00	0.230	437.00
Mosheim	Elementary school	303	F-F32T8-2	Box-1X4-Prismatic-Surface	0.059	0.708	1900	1,345.20	Remove	Remove	0		0.000	0.00	0.708	1,345.20
Mosheim	Exterior	Cans	MH-MH70-1	6-in Can-Medium-Prismatic-Recessed	0.095	1.615	4100	6,621.50	Retrofit	LED9W-SI	17		0.145	592.45	1.471	6,029.05
Mosheim	Exterior	Wallpacks	MH-MH70-1	Wallpack-Mogul-Prismatic-Wall	0.095	1.615	4100	6,621.50	Replace	WPN28LED	17		0.476	1,951.60	1.139	4,669.90
Mosheim	Exterior	Poles	MH-MH400-1	Shoe Box-Mogul-Clear-Pole	0.458	5.954	4100	24,411.40	Replace	PN100LED-SB	13		1.300	5,330.00	4.654	19,081.40
Mosheim	Exterior	Up lights	MH-MH400-1	Wallpack-Mogul-Clear-Wall	0.458	0.458	4100	1,877.80	Replace	WPN60LED	1		0.060	246.00	0.398	1,631.80
Mosheim	Exterior	Canopy	MH-MH70-1	8-in Can-Mogul-Clear-Pendant	0.095	0.285	4100	1,168.50	Retrofit	LED17W-PAR38	3		0.051	209.10	0.234	959.40
Mosheim	Exterior	Sconce	MH-MH70-1	8-in Can-Mogul-Clear-Wall	0.095	0.570	4100	2,337.00	Retrofit	LED17W-SI	6		0.099	405.90	0.471	1,931.10
Mosheim	Exterior	Canopy 2	MH-MH70-1	Canopy-Mogul-Frosted-Surface	0.095	2.280	4100	9,348.00	Replace	CSN28-LED	24		0.672	2,755.20	1.608	6,592.80
Mosheim	Exterior	Covered court	MH-MH175-1	Canopy-Mogul-Prismatic-Surface	0.215	1.290	4100	5,289.00	Replace	CSN40-LED	6		0.240	984.00	1.050	4,305.00
Mosheim	Exterior	Flood	MH-MH70-1	Flood-Mogul-Clear-Wall	0.095	0.095	4100	389.50	Replace	FNLED26-AB	1		0.026	106.60	0.069	282.90
Mosheim	Elementary/middle egress	Exit	EXIT-LED5W-1	Exit-White-Red-Surface-edit	0.005	0.145	8760	1,270.20	Replace	XN-120/277R-B-EL	29		0.116	1,016.16	0.029	254.04
Mosheim	Elementary/middle egress	Exit combo	EXIT-LED5W-1	Exit-White-Red-Surface-edit	0.005	0.010	8760	87.60	Replace	XN-120/277R-B-EL	2		0.008	70.08	0.002	17.52
Mosheim	Elementary/middle egress	Exit combo	EXIT-LED5W-1	Exit-White-Red-Surface-edit	0.005	0.020	8760	175.20	Replace	XN-120/277R-B-EL-WG	4		0.016	140.16	0.004	35.04
Mosheim	Elementary/middle egress	Bug eyes	EXIT-LED3W-1	Emergency-White-Clear-Surface-edit	0.003	0.030	8760	262.80	Replace	Emergency Bug Eyes - Replace	10		0.020	175.20	0.010	87.60
Mosheim	Elementary/middle egress	Bug eyes	EXIT-LED3W-1	Emergency-White-Clear-Surface-edit	0.003	0.006	8760	52.56	Replace	Emergency Bug Eyes - Replace w/ Cage	2		0.004	35.04	0.002	17.52
Mosheim	Elementary/middle egress	Add combo	No Existing-No Existing-0		0.000	0.000	0	0.00	Install	XN-120/277R-B-EL-Add	2		0.008	70.08	-0.008	-70.08
Mosheim	Elementary/middle egress	Add bug eye	No Existing-No Existing-0		0.000	0.000	0	0.00	Install	Emergency Bug Eyes - Add	6		0.012	105.12	-0.012	-105.12
Mosheim	Elementary/middle egress	Aux Gym combo	EXIT-LED5W-1	Exit-White-Red-Surface-edit	0.005	0.015	8760	131.40	Replace	XN-120/277R-B-EL-WG	3		0.012	105.12	0.003	26.28
Mosheim	Elementary/middle egress	Aux gym exit	EXIT-LED5W-1	Exit-White-Red-Surface-edit	0.005	0.010	8760	87.60	Replace	XN-120/277R-B-EL-WG	2		0.008	70.08	0.002	17.52
Mosheim	Elementary/middle egress	Aux gym bug	EXIT-LED5W-1	Exit-White-Red-Surface-edit	0.005	0.010	8760	87.60	Replace	Emergency Bug Eyes - Replace w/ Cage	2		0.004	35.04	0.006	52.56
Mosheim	Elementary/middle egress	Pre k exit	EXIT-LED5W-1	Exit-White-Red-Surface-edit	0.005	0.010	8760	87.60	Replace	XN-120/277R-B-EL	2		0.008	70.08	0.002	17.52
Mosheim	Elementary/middle egress	Add bug eyes RR's	No Existing-No Existing-0		0.000	0.000	0	0.00	Install	Emergency Bug Eyes - Add	14		0.028	245.28	-0.028	-245.28
Mosheim	Aux gym	Entrance	F-F32T8-2	Industrial Strip-1X4-Open - no lens-Surface	0.059	0.118	600	70.80	Retrofit	B15-LED	2		0.060	36.00	0.058	34.80
Mosheim	Aux gym	Floor	MH-MH400-1	Highbay-Mogul-Clear-Surface	0.458	6.412	2300	14,747.60	Replace	HBN92W-LED	14	Class-1Pole-DT-2-Cages (1)	1.288	1,925.56	5.124	12,822.04
Mosheim	Aux gym	Floor	LED-L100-1	Ufo-Medium-Open - no lens-Surface-edit	0.100	0.600	2300	1,380.00	Replace	HBN92W-LED	6	Class-1Pole-DT-2-Cages (1)	0.552	825.24	0.048	554.76
Mosheim	Aux gym	Ticket	F-F96T8-2	Strip-1X8-Open - no lens-Surface	0.109	0.109	600	65.40	Retrofit	D15-LED-CK8	1		0.060	36.00	0.049	29.40
Mosheim	Aux gym	Storage 1	F-F32T8-2	Wrap-1X4-Prismatic-Surface	0.059	0.059	600	35.40	Retrofit	B15-LED	1		0.030	18.00	0.029	17.40
Mosheim	Aux gym	Bleachers	F-F96T8-2	Strip-1X8-Open - no lens-Surface	0.109	0.109	2300	250.70	Retrofit	D15-LED-CK8	1		0.060	138.00	0.049	112.70
Mosheim	Aux gym	Bleachers	F-F32T8-2	Strip-1X4-Open - no lens-Surface	0.059	0.059	2300	135.70	Retrofit	B15-LED	1		0.030	69.00	0.029	66.70
Mosheim	Aux gym	Storage 2	F-F32T8-2	Wrap-1X4-Prismatic-Surface	0.059	0.059	2300	135.70	Replace	B15-LED	1		0.030	69.00	0.029	66.70
Mosheim	Aux gym	Storage 3	F-F32T8-2	Wrap-1X4-Prismatic-Surface	0.059	0.059	600	35.40	Retrofit	B15-LED	1		0.030	18.00	0.029	17.40
Mosheim	Aux gym	Storage	F-F32T8-2	Wrap-1X4-Prismatic-Surface	0.059	0.059	600	35.40	Retrofit	B15-LED	1		0.030	18.00	0.029	17.40
Mosheim	Aux gym	Stairs womens	F-F32T8-2	Wrap-1X4-Prismatic-Surface	0.059	0.059	600	35.40	Retrofit	B15-LED	1		0.030	18.00	0.029	17.40
Mosheim	Aux gym	Stairs womens	F-F17T8-2	Wrap-1X2-Prismatic-Surface	0.045	0.045	600	27.00	Retrofit	B08-LED	1		0.016	9.60	0.029	17.40
Mosheim	Aux gym	Womens Lower gym area	F-F32T8-2	Wrap-1X4-Prismatic-Surface	0.059	0.295	600	177.00	Retrofit	B15-LED	5		0.150	90.00	0.145	87.00

Mosheim	Aux gym	Womens Lower gym area	CFL-CFC23_E-1	Jelly Jar-Medium-Clear-Surface-Vertical	0.023	0.023	600	13.80	Retrofit	LED9W-SI	1		0.009	5.10	0.015	8.70
Mosheim	Aux gym	Men's lower gym area	F-F32T8-2	Wrap-1X4-Prismatic-Surface	0.059	0.295	600	177.00	Retrofit	B15-LED	5		0.150	90.00	0.145	87.00
Mosheim	Aux gym	Men's lower gym area	CFL-CFC23_E-1	Jelly Jar-Medium-Clear-Surface-Vertical	0.023	0.023	600	13.80	Retrofit	LED9W-SI	1		0.009	5.10	0.015	8.70
Mosheim	Aux gym	Stairs mens	F-F32T8-2	Wrap-1X4-Prismatic-Surface	0.059	0.059	600	35.40	Retrofit	B15-LED	1		0.030	18.00	0.029	17.40
Mosheim	Aux gym	Basement storage	CFL-CFC13_E-1	Keyless-Medium-Open - no lens-Surface-Vertical	0.013	0.026	600	15.60	Retrofit	LED9W-SI	2		0.017	10.20	0.009	5.40
Mosheim	PreK	Hall	F-F32T8-4	Troffer-2X4-Prismatic-Recessed	0.112	0.672	2300	1,545.60	Retrofit	B15-LED-RW	6		0.180	414.00	0.492	1,131.60
Mosheim	PreK	001	F-F32T8-4	Troffer-2X4-Prismatic-Recessed	0.112	1.008	2300	2,318.40	Retrofit	B15-LED-RW	9		0.270	621.00	0.738	1,697.40
Mosheim	PreK	Wash machine	F-F32T8-2	Wrap-1X4-Prismatic-Surface	0.059	0.118	2300	271.40	Retrofit	B15-LED	2		0.060	138.00	0.058	133.40
Mosheim	PreK	Hall storage	CFL-CFC13_E-1	Keyless-Medium-Open - no lens-Surface-Vertical	0.013	0.013	600	7.80	Retrofit	LED9W-SI	1		0.009	5.10	0.005	2.70
Mosheim	PreK	004	F-F32T8-4	Troffer-2X4-Prismatic-Recessed	0.112	1.008	2300	2,318.40	Retrofit	B15-LED-RW	9		0.270	621.00	0.738	1,697.40
Mosheim	PreK	D04 RR	F-F17T8-2	Wrap-1X2-Prismatic-Surface	0.045	0.135	2300	310.50	Retrofit	B08-LED	3		0.048	110.40	0.087	200.10
Mosheim	PreK	002	F-F32T8-4	Troffer-2X4-Prismatic-Recessed	0.112	1.008	2300	2,318.40	Retrofit	B15-LED-RW	9		0.270	621.00	0.738	1,697.40
Mosheim	PreK	002 RR	F-F17T8-2	Wrap-1X2-Prismatic-Surface	0.045	0.135	2300	310.50	Retrofit	B08-LED	3		0.048	110.40	0.087	200.10
Mosheim	PreK	003	F-F32T8-4	Troffer-2X4-Prismatic-Recessed	0.112	1.008	2300	2,318.40	Retrofit	B15-LED-RW	9		0.270	621.00	0.738	1,697.40
Nolachuckey Elementary	Interior	Office	F-F32T8-4	Troffer-2X4-Prismatic-Recessed	0.112	0.896	2300	2,060.80	Retrofit	B15-LED-RW	8		0.240	552.00	0.656	1,508.80
Nolachuckey Elementary	Interior	South pod hall	F-F32T8-4	Troffer-2X4-Prismatic-Recessed	0.112	0.560	2300	1,288.00	Retrofit	B15-LED-RW	5		0.150	345.00	0.410	943.00
Nolachuckey Elementary	Interior	34 hall	F-F32T8-4	Troffer-2X4-Prismatic-Recessed	0.112	1.568	2300	3,606.40	Retrofit	B15-LED-RW	14		0.420	966.00	1.148	2,640.40
Nolachuckey Elementary	Interior	34 hall girls	F-F32T8-2	Wrap-1X4-Prismatic-Surface	0.059	0.413	2300	949.90	Retrofit	B15-LED	7		0.210	483.00	0.203	466.90
Nolachuckey Elementary	Interior	34 hall girls	F-F32T8-2	Wrap-1X4-Prismatic-Surface-EMB	0.059	0.059	2300	135.70	Retrofit	B15-LED	1		0.030	69.00	0.029	66.70
Nolachuckey Elementary	Interior	32	F-F32T8-4	Troffer-2X4-Prismatic-Recessed	0.112	1.120	1900	2,128.00	Retrofit	TN36W-LED-DIM-FLAT	10	Dimmer 0-10V (2)	0.360	684.00	0.760	1,444.00
Nolachuckey Elementary	Interior	Work area	F-F32T8-4	Troffer-2X4-Prismatic-Recessed	0.112	0.896	2300	2,060.80	Retrofit	B15-LED-RW	8		0.240	552.00	0.656	1,508.80
Nolachuckey Elementary	Interior	31	F-F32T8-4	Troffer-2X4-Prismatic-Recessed	0.112	1.232	1900	2,340.80	Retrofit	TN36W-LED-DIM-FLAT	11	Dimmer 0-10V (2)	0.396	752.40	0.836	1,588.40
Nolachuckey Elementary	Interior	30	F-F32T8-4	Troffer-2X4-Prismatic-Recessed	0.112	1.344	1900	2,553.60	Retrofit	TN36W-LED-DIM-FLAT	12	Dimmer 0-10V (2)	0.432	820.80	0.912	1,732.80
Nolachuckey Elementary	Interior	29	F-F32T8-4	Troffer-2X4-Prismatic-Recessed	0.112	1.008	1900	1,915.20	Retrofit	TN36W-LED-DIM-FLAT	9	Dimmer 0-10V (2)	0.324	615.60	0.684	1,299.60
Nolachuckey Elementary	Interior	28	F-F32T8-4	Troffer-2X4-Parabolic-Recessed	0.112	1.008	1900	1,915.20	Retrofit	TN36W-LED-DIM-FLAT	9	Dimmer 0-10V (2)	0.324	615.60	0.684	1,299.60
Nolachuckey Elementary	Interior	27	F-F32T8-4	Troffer-2X4-Prismatic-Recessed	0.112	1.344	1900	2,553.60	Retrofit	TN36W-LED-DIM-FLAT	12	Dimmer 0-10V (2)	0.432	820.80	0.912	1,732.80
Nolachuckey Elementary	Interior	26	F-F32T8-4	Troffer-2X4-Prismatic-Recessed	0.112	1.232	1900	2,340.80	Retrofit	TN36W-LED-DIM-FLAT	11	Dimmer 0-10V (2)	0.396	752.40	0.836	1,588.40
Nolachuckey Elementary	Interior	25	F-F32T8-4	Troffer-2X4-Prismatic-Recessed	0.112	1.120	1900	2,128.00	Retrofit	TN36W-LED-DIM-FLAT	10	Dimmer 0-10V (2)	0.360	684.00	0.760	1,444.00
Nolachuckey Elementary	Interior	25	No Existing-No Existing-0		0.000	0.000	0	0.00	Install	Lens 2x4	1		0.000	0.00	0.000	0.00
Nolachuckey Elementary	Interior	34 hall boys	F-F32T8-2	Wrap-1X4-Prismatic-Surface	0.059	0.413	2300	949.90	Retrofit	B15-LED	7		0.210	483.00	0.203	466.90
Nolachuckey Elementary	Interior	34 hall boys	F-F32T8-2	Wrap-1X4-Prismatic-Surface-EMB	0.059	0.059	2300	135.70	Retrofit	B15-LED	1		0.030	69.00	0.029	66.70
Nolachuckey Elementary	Interior	Library hall	F-F32T8-4	Troffer-2X4-Prismatic-Recessed	0.112	0.672	2300	1,545.60	Retrofit	B15-LED-RW	6		0.180	414.00	0.492	1,131.60
Nolachuckey Elementary	Interior	23	F-F32T8-4	Troffer-2X4-Prismatic-Recessed	0.112	1.008	1900	1,915.20	Retrofit	TN36W-LED-DIM-FLAT	9	Dimmer 0-10V (2)	0.324	615.60	0.684	1,299.60
Nolachuckey Elementary	Interior	22	F-F32T8-4	Troffer-2X4-Prismatic-Recessed	0.112	1.456	1900	2,766.40	Retrofit	TN36W-LED-DIM-FLAT	13	Dimmer 0-10V (2)	0.468	889.20	0.988	1,877.20
Nolachuckey Elementary	Interior	Pre K 21	F-F32T8-4	Troffer-2X4-Prismatic-Recessed	0.112	2.352	1900	4,468.80	Retrofit	TN36W-LED-DIM-FLAT	21	Dimmer 0-10V (2)	0.756	1,436.40	1.596	3,032.40
Nolachuckey Elementary	Interior	Pre K 21	F-F32T8-2	Strip-1X4-Open - no lens-Surface	0.059	0.118	600	70.80	Retrofit	B15-LED	2		0.060	36.00	0.058	34.80
Nolachuckey Elementary	Interior	Pre K 21	F-F32T8-2	Strip-1X4-Open - no lens-Surface	0.059	0.118	600	70.80	Retrofit	B15-LED	2		0.060	36.00	0.058	34.80
Nolachuckey Elementary	Interior	20	F-F32T8-4	Troffer-2X4-Prismatic-Recessed	0.112	1.456	1900	2,766.40	Retrofit	TN36W-LED-DIM-FLAT	13	Dimmer 0-10V (2)	0.468	889.20	0.988	1,877.20
Nolachuckey Elementary	Interior	19	F-F32T8-4	Troffer-2X4-Prismatic-Recessed	0.112	1.008	1900	1,915.20	Retrofit	TN36W-LED-DIM-FLAT	9	Dimmer 0-10V (2)	0.324	615.60	0.684	1,299.60
Nolachuckey Elementary	Interior	18 hall	F-F32T8-4	Troffer-2X4-Prismatic-Recessed	0.112	0.560	2300	1,288.00	Retrofit	B15-LED-RW	5		0.150	345.00	0.410	943.00
Nolachuckey Elementary	Interior	Library	F-F32T8-4	Troffer-2X4-Prismatic-Recessed	0.112	2.464	2300	5,667.20	Retrofit	B15-LED-RW	22	Class-1Pole-DT-2 (1)	0.880	1,138.50	1.804	4,528.70
Nolachuckey Elementary	Interior	Library	F-F32T8-4	Troffer-2X4-Prismatic-Recessed-EMB	0.112	0.224	2300	515.20	Retrofit	B15-LED-RW	2		0.060	138.00	0.164	377.20
Nolachuckey Elementary	Interior	Counselor	F-F32T8-4	Troffer-2X4-Prismatic-Recessed	0.112	0.224	2300	515.20	Retrofit	B15-LED-RW	2		0.060	138.00	0.164	377.20
Nolachuckey Elementary	Interior	Counselor	F-F32T8-4	Troffer-2X4-Prismatic-Recessed	0.112	0.112	2300	257.60	Remove	Remove	0		0.000	0.00	0.112	257.60
Nolachuckey Elementary	Interior	Work room	F-F32T8-4	Troffer-2X4-Prismatic-Recessed	0.112	0.448	2300	1,030.40	Retrofit	B15-LED-RW	4		0.120	276.00	0.328	754.40
Nolachuckey Elementary	Interior	Conference	F-F32T8-4	Troffer-2X4-Prismatic-Recessed	0.112	0.448	2300	1,030.40	Retrofit	B15-LED-RW	4		0.120	276.00	0.328	754.40
Nolachuckey Elementary	Interior	Library office	F-F32T8-2	Strip-1X4-Open - no lens-Surface	0.059	0.118	2300	271.40	Retrofit	B15-LED	2		0.060	138.00	0.058	133.40
Nolachuckey Elementary	Interior	North pod hall	F-F32T8-4	Box-2X4-Prismatic-Surface	0.112	0.448	2300	1,030.40	Replace	WNB15-LED-120	4		0.120	276.00	0.328	754.40
Nolachuckey Elementary	Interior	North pod hall	F-F32T8-4	Troffer-2X4-Prismatic-Recessed	0.112	1.344	2300	3,091.20	Retrofit	B15-LED-RW	12		0.360	828.00	0.984	2,263.20
Nolachuckey Elementary	Interior	North pod girls	F-F32T8-2	Wrap-1X4-Prismatic-Surface	0.059	0.413	2300	949.90	Retrofit	B15-LED	7		0.210	483.00	0.203	466.90
Nolachuckey Elementary	Interior	North pod girls	F-F32T8-2	Wrap-1X4-Prismatic-Surface-EMB	0.059	0.059	2300	135.70	Retrofit	B15-LED	1		0.030	69.00	0.029	66.70
Nolachuckey Elementary	Interior	17	F-F32T8-4	Troffer-2X4-Prismatic-Recessed	0.112	1.120	1900	2,128.00	Retrofit	TN36W-LED-DIM-FLAT	10	Dimmer 0-10V (2)	0.360	684.00	0.760	1,444.00
Nolachuckey Elementary	Interior	17	F-F32T8-4	Box-2X4-Prismatic-Surface	0.112	0.224	2300	515.20	Retrofit	B15-LED-RW	2		0.060	138.00	0.164	377.20
Nolachuckey Elementary	Interior	Computer lab	F-F32T8-4	Troffer-2X4-Prismatic-Recessed	0.112	0.896	2300	2,060.80	Retrofit	B15-LED-RW	8		0.240	552.00	0.656	1,508.80
Nolachuckey Elementary	Interior	16	F-F32T8-4	Troffer-2X4-Prismatic-Recessed	0.112	1.232	1900	2,340.80	Retrofit	TN36W-LED-DIM-FLAT	11	Dimmer 0-10V (2)	0.396	752.40	0.836	1,588.40
Nolachuckey Elementary	Interior	15	F-F32T8-4	Troffer-2X4-Prismatic-Recessed	0.112	1.344	1900	2,553.60	Retrofit	TN36W-LED-DIM-FLAT	12	Dimmer 0-10V (2)	0.432	820.80	0.912	1,732.80
Nolachuckey Elementary	Interior	14	F-F32T8-4	Troffer-2X4-Prismatic-Recessed	0.112	1.008	1900	1,915.20	Retrofit	TN36W-LED-DIM-FLAT	9	Dimmer 0-10V (2)	0.324	615.60	0.684	1,299.60
Nolachuckey Elementary	Interior	13	F-F32T8-4	Troffer-2X4-Prismatic-Recessed	0.112	1.008	1900	1,915.20	Retrofit	TN36W-LED-DIM-FLAT	9	Dimmer 0-10V (2)	0.324	615.60	0.684	1,299.60
Nolachuckey Elementary	Interior	12	F-F32T8-4	Troffer-2X4-Prismatic-Recessed	0.112	1.344	1900	2,553.60	Retrofit	TN36W-LED-DIM-FLAT	12	Dimmer 0-10V (2)	0.432	820.80	0.912	1,732.80
Nolachuckey Elementary	Interior	11	F-F32T8-4	Troffer-2X4-Prismatic-Recessed	0.112	1.232	1900	2,340.80	Retrofit	TN36W-LED-DIM-FLAT	11	Dimmer 0-10V (2)	0.396	752.40	0.836	1,588.40

Nolachuckey Elementary	Interior	North pod boys	F-F32T8-2	Wrap-1X4-Prismatic-Surface	0.059	0.413	2300	949.90	Retrofit	B15-LED	7		0.210	483.00	0.203	466.90
Nolachuckey Elementary	Interior	North pod boys	F-F32T8-2	Wrap-1X4-Prismatic-Surface-EMB	0.059	0.059	2300	135.70	Retrofit	B15-LED	1		0.030	69.00	0.029	66.70
Nolachuckey Elementary	Interior	10	F-F32T8-4	Troffer-2X4-Prismatic-Recessed	0.112	1.232	1900	2,340.80	Retrofit	TN36W-LED-DIM-FLAT	11	Dimmer 0-10V (2)	0.396	752.40	0.836	1,588.40
Nolachuckey Elementary	Interior	Teacher lounge	F-F32T8-2	Troffer-1X4-Prismatic-Recessed	0.059	0.354	2300	814.20	Retrofit	B15-LED	6		0.180	414.00	0.174	400.20
Nolachuckey Elementary	Interior	Front office hall	F-F32T8-2	Troffer-1X4-Prismatic-Recessed	0.059	0.118	2300	271.40	Retrofit	B15-LED	2		0.060	138.00	0.058	133.40
Nolachuckey Elementary	Interior	Boys	F-F32T8-2	Wrap-1X4-Prismatic-Surface	0.059	0.059	2300	135.70	Replace	WNB15-LED-120	1		0.030	69.00	0.029	66.70
Nolachuckey Elementary	Interior	Girls	F-F32T8-2	Wrap-1X4-Prismatic-Surface	0.059	0.059	2300	135.70	Replace	WNB15-LED-120	1		0.030	69.00	0.029	66.70
Nolachuckey Elementary	Interior	Nurse	F-F32T8-4	Troffer-2X4-Prismatic-Recessed	0.112	0.224	2300	515.20	Retrofit	B15-LED-RW	2		0.060	138.00	0.164	377.20
Nolachuckey Elementary	Interior	Principal	F-F32T8-2	Troffer-1X4-Prismatic-Recessed	0.059	0.236	2300	542.80	Retrofit	B15-LED	4		0.120	276.00	0.116	266.80
Nolachuckey Elementary	Interior	Principal RR	F-F32T8-2	Wrap-1X4-Prismatic-Surface	0.059	0.059	2300	135.70	Replace	WNB15-LED-120	1		0.030	69.00	0.029	66.70
Nolachuckey Elementary	Interior	Office storage	F-F32T8-2	Wrap-1X4-Prismatic-Surface	0.059	0.059	600	35.40	Retrofit	B15-LED	1		0.030	18.00	0.029	17.40
Nolachuckey Elementary	Interior	Cafeteria 9	F-F32T8-4	Troffer-2X4-Prismatic-Recessed	0.112	2.912	2300	6,697.60	Retrofit	B15-LED-RW	26	Class-1Pole-DT-3 (1)	0.780	1,345.50	2.132	5,352.10
Nolachuckey Elementary	Interior	Cafeteria 9	F-F32T8-4	Troffer-2X4-Prismatic-Recessed	0.112	1.680	2300	3,864.00	Remove	Remove	0		0.000	0.00	1.680	3,864.00
Nolachuckey Elementary	Interior	Cafeteria 9	HAL-H75-1	Track-Medium-PAR38-Track-edit	0.075	0.375	600	225.00	Retrofit	LED17W-PAR38	5		0.085	51.00	0.290	174.00
Nolachuckey Elementary	Interior	Entrance	F-F32T8-4	Troffer-2X4-Prismatic-Recessed	0.112	0.224	2300	515.20	Retrofit	B15-LED-RW	2		0.060	138.00	0.164	377.20
Nolachuckey Elementary	Interior	SRO	F-F32T8-2	Strip-1X4-Open - no lens-Surface	0.059	0.059	2300	135.70	Retrofit	B15-LED	1		0.030	69.00	0.029	66.70
Nolachuckey Elementary	Interior	Serving line	F-F32T8-4	Troffer-2X4-Prismatic-Recessed	0.112	0.448	2300	1,030.40	Retrofit	B15-LED-RW	4		0.120	276.00	0.328	754.40
Nolachuckey Elementary	Interior	Kitchen	F-F32T8-2	Wrap-2X4-Prismatic-Surface	0.059	0.944	2300	2,171.20	Replace	VTNB15-LED	16		0.480	1,104.00	0.464	1,067.20
Nolachuckey Elementary	Interior	Hood	CFL-CFC23_E-1	Jelly Jar-Medium-Clear-Surface-Vertical	0.023	0.138	2300	317.40	Retrofit	LED9W-SI	6		0.051	117.30	0.087	200.10
Nolachuckey Elementary	Interior	Hood	INCAN-I60-1	Jelly Jar-Medium-Open - no lens-Surface-edit	0.060	0.120	2300	276.00	Retrofit	LED9W-SI	2		0.017	39.10	0.103	236.90
Nolachuckey Elementary	Interior	Kitchen hall	F-F32T8-2	Wrap-1X4-Prismatic-Surface	0.059	0.177	2300	407.10	Retrofit	B15-LED	3		0.090	207.00	0.087	200.10
Nolachuckey Elementary	Interior	Kitchen office	F-F32T8-4	Troffer-2X4-Prismatic-Recessed	0.112	0.112	2300	257.60	Retrofit	B15-LED-RW	1		0.030	69.00	0.082	188.60
Nolachuckey Elementary	Interior	Dry goods	F-F32T8-2	Strip-1X4-Open - no lens-Surface	0.059	0.236	600	141.60	Retrofit	B15-LED	4		0.120	72.00	0.116	69.60
Nolachuckey Elementary	Interior	Freezer	F-F54T5/HO_E/H-2	Vapor Tight-1X4-Prismatic-Surface	0.118	0.236	600	141.60	Retrofit	B15-LED	2		0.060	36.00	0.176	105.60
Nolachuckey Elementary	Interior	Cooler	F-F54T5/HO_E/H-2	Vapor Tight-1X4-Prismatic-Surface	0.118	0.118	600	70.80	Replace	VTNB15-LED	1		0.030	18.00	0.088	52.80
Nolachuckey Elementary	Interior	Locker	F-F32T8-4	Wrap-2X4-Prismatic-Surface	0.112	0.112	2300	257.60	Retrofit	B15-LED-RW	1		0.030	69.00	0.082	188.60
Nolachuckey Elementary	Interior	Kitchen RR	F-F32T8-1	Vanity-1X4-Prismatic-Wall	0.031	0.031	2300	71.30	Retrofit	A15-LED	1		0.015	34.50	0.016	36.80
Nolachuckey Elementary	Interior	Janitor	F-F32T8-2	Strip-1X4-Open - no lens-Surface	0.059	0.059	600	35.40	Retrofit	B15-LED	1		0.030	18.00	0.029	17.40
Nolachuckey Elementary	Interior	Exterior mop	F-F32T8-2	Strip-1X4-Open - no lens-Surface	0.059	0.236	600	141.60	Retrofit	B15-LED	4		0.120	72.00	0.116	69.60
Nolachuckey Elementary	Interior	Exterior mop 2	F-F32T8-2	Strip-1X4-Open - no lens-Surface	0.059	0.118	600	70.80	Retrofit	B15-LED	2		0.060	36.00	0.058	34.80
Nolachuckey Elementary	Interior	Dish	F-F32T8-2	Wrap-1X4-Prismatic-Surface	0.059	0.177	2300	407.10	Replace	VTNB15-LED	3		0.090	207.00	0.087	200.10
Nolachuckey Elementary	Interior	Dish	F-F32T8-2	Wrap-1X4-Prismatic-Surface	0.059	0.059	2300	135.70	Remove	Remove	0		0.000	0.00	0.059	135.70
Nolachuckey Elementary	Interior	4	F-F32T8-4	Troffer-2X4-Prismatic-Recessed	0.112	1.008	1900	1,915.20	Retrofit	TN36W-LED-DIM-FLAT	9	Dimmer 0-10V (2)	0.324	615.60	0.684	1,299.60
Nolachuckey Elementary	Interior	3	F-F32T8-4	Troffer-2X4-Prismatic-Recessed	0.112	1.008	1900	1,915.20	Retrofit	TN36W-LED-DIM-FLAT	9	Dimmer 0-10V (2)	0.324	615.60	0.684	1,299.60
Nolachuckey Elementary	Interior	Gym hall	F-F32T8-4	Troffer-2X4-Prismatic-Recessed	0.112	0.448	2300	1,030.40	Retrofit	B15-LED-RW	4		0.120	276.00	0.328	754.40
Nolachuckey Elementary	Interior	Men's RR	F-F32T8-2	Wrap-1X4-Prismatic-Surface	0.059	0.295	2300	678.50	Replace	WNB15-LED-120	5		0.150	345.00	0.145	333.50
Nolachuckey Elementary	Interior	Womens RR	F-F32T8-2	Wrap-1X4-Prismatic-Surface	0.059	0.295	2300	678.50	Replace	WNB15-LED-120	5		0.150	345.00	0.145	333.50
Nolachuckey Elementary	Interior	Gym hall storage	F-F32T8-2	Wrap-1X4-Prismatic-Surface	0.059	0.177	600	106.20	Retrofit	B15-LED	3		0.090	54.00	0.087	52.20
Nolachuckey Elementary	Interior	Concessions	F-F32T8-2	Strip-1X4-Open - no lens-Surface	0.059	0.354	600	212.40	Retrofit	B15-LED	6		0.180	108.00	0.174	104.40
Nolachuckey Elementary	Interior	Gym	MH-MH400-1	Highbay-Mogul-Clear-Surface	0.458	9.160	2300	21,068.00	Replace	HBN92W-LED	20	Class-1Pole-DT-4-Cages (1)	1.840	3,174.00	7.320	17,894.00
Nolachuckey Elementary	Interior	Gym	F-F96T8-2	Industrial Strip-1X8-Open - no lens-Pendant	0.109	0.872	2300	2,005.60	Retrofit	D15-LED-CK8	8		0.480	1,104.00	0.392	901.60
Nolachuckey Elementary	Interior	Girls locker	F-F32T8-2	Wrap-1X4-Prismatic-Surface	0.059	0.767	2300	1,764.10	Replace	WNB15-LED-120	13		0.390	897.00	0.377	867.10
Nolachuckey Elementary	Interior	Shower	F-F32T8-2	Vapor Tight-1X4-Prismatic-Surface	0.059	0.118	600	70.80	Retrofit	B15-LED	2		0.060	36.00	0.058	34.80
Nolachuckey Elementary	Interior	Gym girls storage	F-F32T8-4	Troffer-2X4-Prismatic-Recessed	0.112	0.112	600	67.20	Retrofit	B15-LED-RW	1		0.030	18.00	0.082	49.20
Nolachuckey Elementary	Interior	Gym boys locker	F-F32T8-2	Wrap-1X4-Prismatic-Surface	0.059	0.236	2300	542.80	Replace	WNB15-LED-120	4		0.120	276.00	0.116	266.80
Nolachuckey Elementary	Interior	Gym boys locker	F-F32T8-4	Wrap-2X4-Prismatic-Surface	0.112	0.224	2300	515.20	Replace	WNB15-LED-120	2		0.060	138.00	0.164	377.20
Nolachuckey Elementary	Interior	Gym boys locker	F-F32T8-2	Vapor Tight-1X4-Prismatic-Surface	0.059	0.177	2300	407.10	Retrofit	B15-LED	3		0.090	207.00	0.087	200.10
Nolachuckey Elementary	Interior	Coach	F-F32T8-4	Troffer-2X4-Prismatic-Recessed	0.112	0.224	2300	515.20	Retrofit	B15-LED-RW	2		0.060	138.00	0.164	377.20
Nolachuckey Elementary	Exterior	Canopy	HPS-HPS70-1	Canopy-Meduim-Frosted-Surface	0.095	1.330	4100	5,453.00	Retrofit	CSN28-LED	14		0.392	1,607.20	0.938	3,845.80
Nolachuckey Elementary	Exterior	Wallpack	MH-MH70-1	Wallpack-Mogul-Prismatic-Wall	0.095	0.665	4100	2,726.50	Retrofit	WPN28LED	7		0.196	803.60	0.469	1,922.90
Nolachuckey Elementary	Exterior	Flood	MH-MH150-1	Flood-Mogul-Clear-Wall	0.190	0.760	4100	3,116.00	Retrofit	FN30-LED-TRUNNION	4		0.120	492.00	0.640	2,624.00
Nolachuckey Elementary	Exterior	Canopy	LED-L25-1	Canopy-Medium-Prismatic-Surface-edit	0.025	0.025	4100	102.50	Replace	CSN28-LED	1		0.028	114.80	-0.003	-12.30
Nolachuckey Elementary	Exterior	Flag pole	MH-MH70-1	Flood-Medium-Clear-Ground	0.095	0.095	4100	389.50	Retrofit	FNLED13-SP	1		0.013	53.30	0.082	336.20
Nolachuckey Elementary	Egress	Combo	EXIT-LED5W-1	Exit w/BBU-White-Red-Surface-edit	0.005	0.060	8760	525.60	Replace	XN-120/277R-B-EL	12		0.048	420.48	0.012	105.12
Nolachuckey Elementary	Egress	Combo	EXIT-LED5W-1	Exit w/BBU-White-Red-Surface-edit	0.005	0.015	8760	131.40	Replace	XN-120/277R-B-EL-WG	3		0.012	105.12	0.003	26.28
Nolachuckey Elementary	Egress	Bug eye	EXIT-LED3W-1	Emergency-White	0.003	0.021	8760	183.96	Replace	Emergency Bug Eyes - Replace	7		0.014	122.64	0.007	61.32
Nolachuckey Elementary	Egress	Add bug eye	No Existing-No Existing-0		0.000	0.000	0	0.00	Install	Emergency Bug Eyes - Add	9		0.018	157.68	-0.018	-157.68
Nolachuckey Elementary	Egress	Add bug eye	No Existing-No Existing-0		0.000	0.000	0	0.00	Install	Emergency Bug Eyes - Add	2		0.004	35.04	-0.004	-35.04
Nolachuckey Elementary	Egress	Add combo	No Existing-No Existing-0		0.000	0.000	0	0.00	Install	XN-120/277R-B-EL-Add	5		0.020	175.20	-0.020	-175.20
Offway Elementary	Interior	112	F-F32T8-4	Troffer-2X4-Prismatic-Recessed	0.112	0.336	2300	772.80	Retrofit	B15-LED-RW	3		0.090	207.00	0.246	565.80

Ottway Elementary	Interior	Bk office	F-F32T8-4	Troffer-2X4-Prismatic-Recessed	0.112	0.224	2300	515.20	Retrofit	B15-LED-RW	2		0.060	138.00	0.164	377.20	
Ottway Elementary	Interior	Bk office	F-F32T8-2	Strip-1X4-Open - no lens-Surface	0.059	0.059	2300	135.70	Retrofit	B15-LED	1		0.030	69.00	0.029	66.70	
Ottway Elementary	Interior	114	F-F32T8-4	Troffer-2X4-Prismatic-Recessed	0.112	0.336	2300	772.80	Retrofit	B15-LED-RW	3		0.090	207.00	0.246	565.80	
Ottway Elementary	Interior	114 hall	F-F32T8-4	Troffer-2X4-Prismatic-Recessed	0.112	0.448	2300	1,030.40	Retrofit	B15-LED-RW	4		0.120	276.00	0.328	754.40	
Ottway Elementary	Interior	113	F-F32T8-4	Troffer-2X4-Prismatic-Recessed	0.112	0.448	2300	1,030.40	Retrofit	B15-LED-RW	4		0.120	276.00	0.328	754.40	
Ottway Elementary	Interior	Boys	F-F32T8-4	Troffer-2X4-Prismatic-Recessed	0.112	0.224	2300	515.20	Retrofit	B15-LED-RW	2		0.060	138.00	0.164	377.20	
Ottway Elementary	Interior	115	F-F32T8-4	Troffer-2X4-Prismatic-Recessed	0.112	0.448	2300	1,030.40	Retrofit	B15-LED-RW	4		0.120	276.00	0.328	754.40	
Ottway Elementary	Interior	116	F-F32T8-4	Troffer-2X4-Prismatic-Recessed	0.112	0.224	2300	515.20	Retrofit	B15-LED-RW	2		0.060	138.00	0.164	377.20	
Ottway Elementary	Interior	Girls	F-F32T8-2	Troffer-2X4-Prismatic-Recessed	0.059	0.295	2300	678.50	Retrofit	B15-LED	5		0.150	345.00	0.145	333.50	
Ottway Elementary	Interior	Girls	F-F32T8-2	Strip-1X4-Open - no lens-Surface	0.059	0.118	2300	271.40	Retrofit	B15-LED	2		0.060	138.00	0.058	133.40	
Ottway Elementary	Interior	117 hall	F-F32T8-2	Troffer-2X4-Prismatic-Recessed	0.059	0.708	2300	1,628.40	Retrofit	B15-LED	12		0.360	828.00	0.348	800.40	
Ottway Elementary	Interior	117	F-F32T8-4	Troffer-2X4-Prismatic-Recessed	0.112	1.232	1900	2,340.80	Retrofit	TN36W-LED-DIM-FLAT	11	Dimmer 0-10V (2)	0.396	752.40	0.836	1,588.40	
Ottway Elementary	Interior	117	UFL-FU31T8/6-2	2X2-Troffer-Prismatic-Recessed	0.059	0.059	1900	112.10	Retrofit	TN20W-LED-FLAT-2x2	1		0.020	38.00	0.039	74.10	
Ottway Elementary	Interior	118	F-F32T8-4	Troffer-2X4-Prismatic-Recessed	0.112	1.232	1900	2,340.80	Retrofit	TN36W-LED-DIM-FLAT	11	Dimmer 0-10V (2)	0.396	752.40	0.836	1,588.40	
Ottway Elementary	Interior	118	UFL-FU31T8/6-2	2X2-Troffer-Prismatic-Recessed	0.059	0.059	1900	112.10	Retrofit	TN20W-LED-FLAT-2x2	1		0.020	38.00	0.039	74.10	
Ottway Elementary	Interior	119	F-F32T8-4	Troffer-2X4-Prismatic-Recessed	0.112	1.456	1900	2,766.40	Retrofit	TN36W-LED-DIM-FLAT	13	Dimmer 0-10V (2)	0.468	889.20	0.988	1,877.20	
Ottway Elementary	Interior	120	F-F32T8-4	Troffer-2X4-Prismatic-Recessed	0.112	1.456	1900	2,766.40	Retrofit	TN36W-LED-DIM-FLAT	13	Dimmer 0-10V (2)	0.468	889.20	0.988	1,877.20	
Ottway Elementary	Interior	121 library	F-F32T8-4	Troffer-2X4-Parabolic-Recessed	0.112	1.344	2300	3,091.20	Retrofit	D15-LED-F	12	Class-1Pole-DT-2 (1)	0.720	1,159.20	0.624	1,932.00	
Ottway Elementary	Interior	121 library	F-F32T8-4	Troffer-2X4-Prismatic-Recessed-EMB	0.112	0.112	2300	257.60	Retrofit	B15-LED-RW-EMB	1		0.031	71.30	0.081	186.30	
Ottway Elementary	Interior	121 library	F-F32T8-4	Troffer-2X4-Prismatic-Recessed	0.112	0.112	2300	257.60	Retrofit	B15-LED-RW	1		0.030	69.00	0.082	188.60	
Ottway Elementary	Interior	121 office	F-F32T8-4	Troffer-2X4-Prismatic-Recessed	0.112	0.224	2300	515.20	Retrofit	B15-LED-RW	2		0.060	138.00	0.164	377.20	
Ottway Elementary	Interior	121 janitor	F-F32T8-2	Strip-1X4-Open - no lens-Surface	0.059	0.059	600	35.40	Retrofit	B15-LED	1		0.030	18.00	0.029	17.40	
Ottway Elementary	Interior	121 janitor	F-F32T8-2	Strip-1X4-Open - no lens-Surface-EMB	0.059	0.059	600	35.40	Retrofit	B15-LED-EMB	1		0.031	18.60	0.028	16.80	
Ottway Elementary	Interior	122	F-F32T8-4	Troffer-2X4-Prismatic-Recessed	0.112	1.232	1900	2,340.80	Retrofit	TN36W-LED-DIM-FLAT	11	Dimmer 0-10V (2)	0.396	752.40	0.836	1,588.40	
Ottway Elementary	Interior	122	UFL-FU31T8/6-2	2X2-Troffer-Prismatic-Recessed	0.059	0.059	2300	135.70	Retrofit	B08-LED- RW	1		0.016	36.80	0.043	98.90	
Ottway Elementary	Interior	Stairs	F-F32T8-4	Troffer-2X4-Prismatic-Recessed-EMB	0.112	0.336	2300	772.80	Retrofit	B15-LED-RW-EMB	3		0.093	213.90	0.243	558.90	
Ottway Elementary	Interior	211 hall	F-F32T8-4	Troffer-2X4-Prismatic-Recessed	0.112	1.344	2300	3,091.20	Retrofit	B15-LED-RW	12		0.360	828.00	0.984	2,263.20	
Ottway Elementary	Interior	211	F-F32T8-4	Troffer-2X4-Prismatic-Recessed	0.112	0.560	1900	1,064.00	Retrofit	TN36W-LED-DIM-FLAT	5	Dimmer 0-10V (2)	0.180	342.00	0.380	722.00	
Ottway Elementary	Interior	211	F-F32T8-4	Troffer-2X4-Prismatic-Recessed-EMB	0.112	0.112	1900	212.80	Retrofit	TN36W-LED-DIM-FLAT-EMB	1		0.036	68.40	0.076	144.40	
Ottway Elementary	Interior	211	No Existing-No Existing-0		0.000	0.000	0	0.00	Install	Lens 2x4	2		0.000	0.00	0.000	0.00	
Ottway Elementary	Interior	210	F-F32T8-4	Troffer-2X4-Prismatic-Recessed	0.112	1.344	1900	2,553.60	Retrofit	TN36W-LED-DIM-FLAT	12	Dimmer 0-10V (2)	0.432	820.80	0.912	1,732.80	
Ottway Elementary	Interior	209	F-F32T8-4	Troffer-2X4-Prismatic-Recessed	0.112	1.344	1900	2,553.60	Retrofit	TN36W-LED-DIM-FLAT	12	Dimmer 0-10V (2)	0.432	820.80	0.912	1,732.80	
Ottway Elementary	Interior	208	F-F32T8-4	Troffer-2X4-Prismatic-Recessed	0.112	1.456	1900	2,766.40	Retrofit	TN36W-LED-DIM-FLAT	13	Dimmer 0-10V (2)	0.468	889.20	0.988	1,877.20	
Ottway Elementary	Interior	208	F-F32T8-4	Troffer-2X4-Prismatic-Recessed	0.112	0.224	600	134.40	Retrofit	B15-LED-RW	2		0.060	36.00	0.164	98.40	
Ottway Elementary	Interior	207	F-F32T8-4	Troffer-2X4-Prismatic-Recessed	0.112	1.344	1900	2,553.60	Retrofit	TN36W-LED-DIM-FLAT	12	Dimmer 0-10V (2)	0.432	820.80	0.912	1,732.80	
Ottway Elementary	Interior	207	F-F32T8-4	Troffer-2X4-Prismatic-Recessed	0.112	0.224	600	134.40	Retrofit	B15-LED-RW	2		0.060	36.00	0.164	98.40	
Ottway Elementary	Interior	207	UFL-FU31T8/6-2	2X2-Troffer-Prismatic-Recessed	0.059	0.059	1900	112.10	Retrofit	TN20W-LED-FLAT-2x2	1		0.020	38.00	0.039	74.10	
Ottway Elementary	Interior	206	F-F32T8-4	Troffer-2X4-Prismatic-Recessed	0.112	1.344	1900	2,553.60	Retrofit	TN36W-LED-DIM-FLAT	12	Dimmer 0-10V (2)	0.432	820.80	0.912	1,732.80	
Ottway Elementary	Interior	205	F-F32T8-4	Troffer-2X4-Prismatic-Recessed	0.112	1.344	1900	2,553.60	Retrofit	TN36W-LED-DIM-FLAT	12	Dimmer 0-10V (2)	0.432	820.80	0.912	1,732.80	
Ottway Elementary	Interior	Boys	F-F32T8-3	Troffer-2X4-Prismatic-Recessed	0.089	0.445	2300	1,023.50	Retrofit	B15-LED-RW	5		0.150	345.00	0.295	678.50	
Ottway Elementary	Interior	Boys	F-F32T8-2	Strip-1X4-Open - no lens-Surface	0.059	0.118	2300	271.40	Retrofit	B15-LED	2		0.060	138.00	0.058	133.40	
Ottway Elementary	Interior	Boys	No Existing-No Existing-0		0.000	0.000	0	0.00	Install	Lens 2x4	1		0.000	0.00	0.000	0.00	
Ottway Elementary	Interior	204	F-F32T8-4	Troffer-2X4-Prismatic-Recessed	0.112	0.448	1900	851.20	Retrofit	TN36W-LED-DIM-FLAT	4	Dimmer 0-10V (2)	0.144	273.60	0.304	577.60	
Ottway Elementary	Interior	204 hall	F-F32T8-4	Troffer-2X4-Prismatic-Recessed	0.112	0.336	2300	772.80	Retrofit	B15-LED-RW	3		0.090	207.00	0.246	565.80	
Ottway Elementary	Interior	Girls	F-F32T8-2	Troffer-2X4-Prismatic-Recessed	0.059	0.118	2300	271.40	Retrofit	B15-LED	2		0.060	138.00	0.058	133.40	
Ottway Elementary	Interior	201	F-F32T8-4	Troffer-2X4-Prismatic-Recessed	0.112	0.672	1900	1,276.80	Retrofit	TN36W-LED-DIM-FLAT	6	Dimmer 0-10V (2)	0.216	410.40	0.456	866.40	
Ottway Elementary	Interior	202	F-F32T8-2	Troffer-2X4-Prismatic-Recessed	0.059	0.118	1900	224.20	Retrofit	TN36W-LED-DIM-FLAT	2	Dimmer 0-10V (2)	0.072	136.80	0.046	87.40	
Ottway Elementary	Interior	203	F-F32T8-4	Troffer-2X4-Prismatic-Recessed	0.112	0.672	1900	1,276.80	Retrofit	TN36W-LED-DIM-FLAT	6	Dimmer 0-10V (2)	0.216	410.40	0.456	866.40	
Ottway Elementary	Interior	Stairs 2	F-F32T8-4	Troffer-2X4-Prismatic-Recessed	0.112	0.336	2300	772.80	Retrofit	B15-LED-RW	3		0.090	207.00	0.246	565.80	
Ottway Elementary	Interior	111	F-F32T8-4	Troffer-2X4-Prismatic-Recessed	0.112	0.224	600	134.40	Retrofit	B15-LED-RW	2		0.060	36.00	0.164	98.40	
Ottway Elementary	Interior	111	F-F32T8-2	Wrap-1X4-Prismatic-Surface	0.059	0.118	600	70.80	Retrofit	B15-LED	2		0.060	36.00	0.058	34.80	
Ottway Elementary	Interior	Cafeteria	F-F32T8-3	Troffer-2X4-Prismatic-Recessed	0.089	1.068	2300	2,456.40	Retrofit	B15-LED-RW	12	Class-1Pole-DT-3 (1)	0.360	579.60	0.708	1,876.80	
Ottway Elementary	Interior	Cafeteria	F-F32T8-3	Troffer-2X4-Prismatic-Recessed-EMB	0.089	0.356	2300	818.80	Retrofit	B15-LED-RW-EMB	4		0.124	285.20	0.232	533.60	
Ottway Elementary	Interior	Kitchen	F-F32T8-3	Troffer-2X4-Prismatic-Recessed	0.089	1.602	2300	3,684.60	Retrofit	B15-LED-RW	18		0.540	1,242.00	1.062	2,442.60	
Ottway Elementary	Interior	Kitchen office	F-F32T8-3	Troffer-2X4-Parabolic-Recessed	0.089	0.178	2300	409.40	Retrofit	C15-LED-F	2		0.090	207.00	0.088	202.40	
Ottway Elementary	Interior	Kitchen RR	F-F32T8-2	Vanity-1X4-Prismatic-Wall-EMB	0.059	0.059	2300	135.70	Retrofit	B15-LED-EMB	1		0.031	71.30	0.028	64.40	
Ottway Elementary	Interior	Mop	F-F32T8-3	Troffer-2X4-Prismatic-Recessed	0.089	0.178	2300	409.40	Retrofit	B15-LED-RW	2		0.060	138.00	0.118	271.40	
Ottway Elementary	Interior	Freezer	F-F28T5, Program Start Electronic-2	Vapor Tight-1X4-Prismatic-Surface	0.062	0.062	600	37.20	Retrofit	B15-LED	1		0.030	18.00	0.032	19.20	
Ottway Elementary	Interior	Freezer	INCAN-I60-1	Jelly Jar-Medium-Open - no lens-Surface-edit	0.060	0.060	600	36.00	Retrofit	LED9W-SI	1		0.009	5.10	0.052	30.90	
Ottway Elementary	Interior	Cooler	F-F28T5, Program Start Electronic-2	Vapor Tight-1X4-Prismatic-Surface	0.062	0.062	600	37.20	Retrofit	B15-LED	1		0.030	18.00	0.032	19.20	

Ottway Elementary	Interior	Cooler	INCAN-I60-1	Jelly Jar-Medium-Open - no lens-Surface-edit	0.060	0.060	600	36.00	Retrofit	LED9W-SI	1		0.009	5.10	0.052	30.90
Ottway Elementary	Interior	Dry goods	F-F32T8-3	Troffer-2X4-Prismatic-Recessed	0.089	0.267	2300	614.10	Retrofit	B15-LED-RW	3		0.090	207.00	0.177	407.10
Ottway Elementary	Interior	111 hall	F-F32T8-4	Troffer-2X4-Prismatic-Recessed	0.112	0.336	2300	772.80	Retrofit	B15-LED-RW	3		0.090	207.00	0.246	565.80
Ottway Elementary	Interior	Fairness hall	F-F32T8-4	Troffer-2X4-Prismatic-Recessed	0.112	0.784	2300	1,803.20	Retrofit	B15-LED-RW	7		0.210	483.00	0.574	1,320.20
Ottway Elementary	Interior	102 hall	F-F32T8-4	Troffer-2X4-Prismatic-Recessed	0.112	1.120	2300	2,576.00	Retrofit	B15-LED-RW	10		0.300	690.00	0.820	1,886.00
Ottway Elementary	Interior	101	F-F32T8-3	Troffer-2X4-Prismatic-Recessed	0.089	1.068	1900	2,029.20	Retrofit	TN36W-LED-DIM-FLAT	12	Dimmer 0-10V (2)	0.432	820.80	0.636	1,208.40
Ottway Elementary	Interior	102	F-F32T8-3	Troffer-2X4-Prismatic-Recessed	0.089	1.068	1900	2,029.20	Retrofit	TN36W-LED-DIM-FLAT	12	Dimmer 0-10V (2)	0.432	820.80	0.636	1,208.40
Ottway Elementary	Interior	103	F-F32T8-3	Troffer-2X4-Prismatic-Recessed	0.089	1.068	1900	2,029.20	Retrofit	TN36W-LED-DIM-FLAT	12	Dimmer 0-10V (2)	0.432	820.80	0.636	1,208.40
Ottway Elementary	Interior	110	F-F32T8-2	Strip-1X4-Open - no lens-Suspended	0.059	0.059	800	35.40	Retrofit	B15-LED	1		0.030	18.00	0.029	17.40
Ottway Elementary	Interior	Boys	F-F32T8-2	Troffer-2X4-Prismatic-Recessed	0.059	0.236	2300	542.80	Retrofit	B15-LED	4		0.120	276.00	0.116	266.80
Ottway Elementary	Interior	Girls	F-F32T8-2	Troffer-2X4-Prismatic-Recessed	0.059	0.236	2300	542.80	Retrofit	B15-LED	4		0.120	276.00	0.116	266.80
Ottway Elementary	Interior	107	F-F32T8-3	Troffer-2X4-Prismatic-Recessed	0.089	0.267	600	160.20	Retrofit	B15-LED-RW	3		0.090	54.00	0.177	106.20
Ottway Elementary	Interior	Boys locker	F-F32T8-3	Troffer-2X4-Prismatic-Recessed	0.089	0.356	2300	818.80	Retrofit	B15-LED-RW	4		0.120	276.00	0.236	542.80
Ottway Elementary	Interior	Gym	MH-MH400-1	Highbay-Mogul-Open - no lens-Pendant	0.458	9.160	2300	21,068.00	Retrofit	HBN92W-LED	20	Class-1Pole-DT-4-Cages (1)	1.840	2,750.80	7.320	18,317.20
Ottway Elementary	Interior	111	F-F32T8-3	Troffer-2X4-Prismatic-Recessed	0.089	0.178	2300	409.40	Retrofit	B15-LED-RW	2		0.060	138.00	0.118	271.40
Ottway Elementary	Interior	105	F-F32T8-3	Troffer-2X4-Prismatic-Recessed	0.089	0.356	2300	818.80	Retrofit	B15-LED-RW	4		0.120	276.00	0.236	542.80
Ottway Elementary	Interior	105 hall	F-F32T8-2	Troffer-2X4-Prismatic-Recessed-EMB	0.059	0.059	2300	135.70	Retrofit	B15-LED-EMB	1		0.031	71.30	0.028	64.40
Ottway Elementary	Interior	105 hall	F-F32T8-2	Troffer-2X4-Prismatic-Recessed	0.059	0.059	2300	135.70	Retrofit	B15-LED	1		0.030	69.00	0.029	66.70
Ottway Elementary	Interior	107 hall	F-F32T8-2	Troffer-2X4-Prismatic-Recessed-EMB	0.059	0.059	2300	135.70	Retrofit	B15-LED-EMB	1		0.031	71.30	0.028	64.40
Ottway Elementary	Interior	107 hall	F-F32T8-2	Troffer-2X4-Prismatic-Recessed	0.059	0.059	2300	135.70	Retrofit	B15-LED	1		0.030	69.00	0.029	66.70
Ottway Elementary	Interior	Entrance front	F-F32T8-4	Troffer-2X4-Prismatic-Recessed	0.112	0.112	2300	257.60	Retrofit	B15-LED-RW	1		0.030	69.00	0.082	188.60
Ottway Elementary	Egress	Exit	EXIT-I20-2	Exit-White-Red-Surface-edit	0.040	0.840	8760	7,358.40	Replace	XN-120/277R-B-EL	21		0.084	735.84	0.756	6,622.56
Ottway Elementary	Egress	Exit	EXIT-LED5W-1	Exit-White-Red-Surface-edit	0.005	0.015	8760	131.40	Replace	XN-120/277R-B-EL-WG	3		0.012	105.12	0.003	26.28
Ottway Elementary	Egress	Combo	EXIT-I25-2	Exit Combo-White-Red-Wall-edit	0.050	0.050	8760	438.00	Replace	XN-120/277R-B-EL-WG	1		0.004	35.04	0.046	402.96
Ottway Elementary	Egress	Bug eyes	EXIT-I5-2	Emergency-White-Clear-Wall-edit	0.010	0.040	8760	350.40	Replace	Emergency Bug Eyes - Replace w/ Cage	4		0.008	70.08	0.032	280.32
Ottway Elementary	Egress	Add combo	No Existing-No Existing-0		0.000	0.000	0	0.00	Install	XN-120/277R-B-EL-Add	4		0.016	140.16	-0.016	-140.16
Ottway Elementary	Egress	Add bug eyes	No Existing-No Existing-0		0.000	0.000	0	0.00	Install	Emergency Bug Eyes - Add	2		0.004	35.04	-0.004	-35.04
Ottway Elementary	Egress	Add bug eyes RR's	No Existing-No Existing-0		0.000	0.000	0	0.00	Install	Emergency Bug Eyes - Add	6		0.012	105.12	-0.012	-105.12
Ottway Elementary	Exterior	Wallpack	MH-MH70-1	Wallpack-Mogul-Prismatic-Wall	0.095	2.945	4100	12,074.50	Replace	WPN28LED	31		0.868	3,558.80	2.077	8,515.70
Ottway Elementary	Exterior	Flood	QUARTZ-Q500-1	Flood-Double End-Clear-Wall	0.500	0.500	4100	2,050.00	Replace	WPN90LED	1		0.090	369.00	0.410	1,681.00
Ottway Elementary	Exterior	Can	MH-MH70-1	6-in Can-Mogul-Clear-Wall	0.095	0.095	4100	389.50	Retrofit	LED9W-SI	1		0.009	34.85	0.087	354.65

Lighting Standard Warranty Information

Type	Part Number	Description	Warranty
GENERIC (Proposed)	0-10V Dimmer	0-10V Dimmer Lutron DVSTV-WH	1 year
GC	16.5A21/850/277V	16.5W LED A-Lamp Retrofit 5000K	5 Year
Green Creative	17PAR38/940FL40/277V	17W PAR38 120/277	5 Year
Green Creative	17PAR38G4/940FL40/277V	17W LED PAR38 Retrofit Kit 4000K	5 Year
Texas Fluorescent	209A232X1	Texas Fluorescent 2L Wrap	1 year
Texas Fluorescent	555-MW-2-17-MV-WH-X1	2L 2ft Vanity without Lamps/Ballast Unshunted	1 Year
Texas Fluorescent	555-MW-2-32-MV-WH-X1	2L 4ft Vanity without Lamps/Ballast Unshunted	1 Year
Green Creative	8.5A19DIM/840/R	Green Creative 8.5W A-Lamp 4000K 120V	3 Year
Green Creative	8.5PLV/840/HYBM	8.5W LED PL Base Vertical Retrofit	3 Year
Green Creative	8PLH/840/HYBM	8W LED Hybrid PL Base Retrofit Horizontal	3 Year
Altech	AE-L-ALAS-100-150-SB	100W LED Shoebox 5000K	10 year
Altech	AE-L-FLAS-15-165	15W LED FLood Trunnion Mount 5000K	10 Year
Altech	AE-L-FLAS-30-165	30W LED Flood Trunnion	10 year
Altech	AE-L-FLIS-60-115	60W LED Trunnion Mount Flood	5 Year
Altech	AE-L-FLIS-90-115	90W LED Flood Trunnion Mount	5 Year
Altech	AE-L-LBSS-28-130	28W LED Canopy 5000K	7 Year
Altech	AE-L-LBSS-40	40W LED Square Canopy 5000K	7 Year
Altech	AE-L-WPDS-28	28W WP 5000K w/ PC	10 Year
Altech	AE-L-WPDS-60	60W LED Wall Pack 5000K w/ PC	10 Year
Altech	AE-L-WPDS-90	90W LED WP 5000K w/ PC	10 Year
Simkar	CH232B11UNV	2L 4ft Strip	1 Year
Simkar	EN24RAWR232T8EU1	2L T8 VT	1 Year
Cooper	HBLED-LD5-15HE-W-UNV-L850-ED1-U-WG/HBL6-4FT	92W LED HB 5000K w/ WG and Hardware	5 Year
Cooper	HBLED-LD5-24HE-W-UNV-L850-ED2-U w/ HBWG6 & Hardware	147W LED High Bay 5000K w/ Hardware	5 Year
RAB	HSLED13A	13W LED Spot Bronze 5000K	5 Year
Keystone	KT-EMRG-LED-5-500-K1	500 Lumen LED Emergency Driver Battery	3 Year

Light Process Company	LP-413-213 -120	Clear Lens 12" Drum 2-13 Watt Lamps 120	1 Year
MaxLite	LSV2U2540	2L 2FT Vaportight	10 Year
Greengate	OAWC-DT-120W	Low Voltage Wide View Sensor DT	5 Year
ILP	PAN22-20WLED-U-40	2X2 20W LED Flat Panel Troffer 4000K	7 Year
ILP	PAN24-36WLED-U-40	36W 2X4 Flat Lens LED Troffer 0-10V Dimming 4000K	7 Year
ILP	PAN24-36WLED-U-40-FI/ILBCP05	36W 2X4 Flat Lens LED Troffer 0-10V Dimming 4000K with 5W LED Emergency Back-up	7 Year
PHT	PHT/T8/G2/08/50/C/1200/UNV	8W LED 2ft Linear 5000K	7 Year
PHT	PHT/T8/G2/15/50/C/2250/UNV	15W LED 4ft Linear Lamp Frosted 5000K	7 Year
RemPhos	RPT-B-EXTDRIVE-T8-2FT-850	2ft 10W LED Linear Lamp Kit 5000K (needs driver)	5 Year
RemPhos	RPT-B-EXTDRIVE-T8-4FT-850	4ft 15W LED Linear Lamp Kit 5000K (needs driver)	5 Year
RemPhos	RPT-TDJ-20W-10VDIM	20W LED dimmable (0-10V) driver for Type B Linear Lamps	5 Year
RemPhos	RPT-TDJ-30W-10VDIM	30W LED dimmable (0-10V) driver for Type B Linear Lamps	5 Year
Emergensee	SEE-LED-EXC2RW	Emergensee LED Combo w/ Battery	3 Year
Emergensee	SEELEDR1W	Emergency Bug Eye	3 Year
Greengate	SP20-MV-B	Power Pack	5 Year
STONCO	VCXL11GC	1L Glass Jar Ceiling Mount 120v	1 Year

Appendix B: Water Line by Lines

Site	Building	Floor	Room	Fixture	Existing Qty	Existing Flow	Qty to be Retrofit	Retrofit Flow
Greene County Schools	Baileyton Elementary School	1	Annex, kindergarten 1	Faucet	1	2	1	0.5
Greene County Schools	Baileyton Elementary School	1	Annex, kindergarten 1	Toilet	1	1.6	0	1.6
Greene County Schools	Baileyton Elementary School	1	Annex, kindergarten 2	Faucet	1	2	1	0.5
Greene County Schools	Baileyton Elementary School	1	Annex, kindergarten 2	Toilet	1	1.6	0	1.6
Greene County Schools	Baileyton Elementary School	1	Boys	Faucet	3	1.5	3	0.5
Greene County Schools	Baileyton Elementary School	1	Boys	Toilet	2	3.5	2	2.4
Greene County Schools	Baileyton Elementary School	1	Boys	Toilet	1	3.5	1	2.4
Greene County Schools	Baileyton Elementary School	1	Boys	Urinal	3	1	3	0.5
Greene County Schools	Baileyton Elementary School	1	Boys by gym, far end of bldg	Faucet	1	2.2	1	0.5
Greene County Schools	Baileyton Elementary School	1	Boys by gym, far end of bldg	Toilet	1	1.28	0	1.28
Greene County Schools	Baileyton Elementary School	1	Boys by gym, far end of bldg	Urinal	1	0.5	0	0.5
Greene County Schools	Baileyton Elementary School	1	Boys gym lockers	Faucet	1	2.2	1	0.5
Greene County Schools	Baileyton Elementary School	1	Boys gym lockers	Toilet	1	3.5	1	1.28
Greene County Schools	Baileyton Elementary School	1	Boys gym lockers	Urinal	2	0.5	0	0.5
Greene County Schools	Baileyton Elementary School	1	Boys New wing	Faucet	4	2	4	0.5
Greene County Schools	Baileyton Elementary School	1	Boys New wing	Toilet	1	3.5	1	2.4
Greene County Schools	Baileyton Elementary School	1	Boys New wing	Toilet	2	3.5	2	2.4
Greene County Schools	Baileyton Elementary School	1	Class by auditorium	Faucet	1	2	1	0.5
Greene County Schools	Baileyton Elementary School	1	Class by auditorium	Toilet	1	3.5	1	2.4
Greene County Schools	Baileyton Elementary School	1	Girls	Faucet	2	1.5	2	0.5
Greene County Schools	Baileyton Elementary School	1	Girls	Faucet	1	2	1	0.5
Greene County Schools	Baileyton Elementary School	1	Girls	Toilet	1	3.5	1	2.4
Greene County Schools	Baileyton Elementary School	1	Girls	Toilet	5	3.5	5	2.4
Greene County Schools	Baileyton Elementary School	1	Girls by gym, far end of bldg	Faucet	1	2.2	1	0.5
Greene County Schools	Baileyton Elementary School	1	Girls by gym, far end of bldg	Toilet	2	1.28	0	1.28
Greene County Schools	Baileyton Elementary School	1	Girls gym lockers	Faucet	1	2.2	1	0.5
Greene County Schools	Baileyton Elementary School	1	Girls gym lockers	Toilet	2	3.5	2	1.28
Greene County Schools	Baileyton Elementary School	1	Girls new wing	Faucet	4	2	4	0.5
Greene County Schools	Baileyton Elementary School	1	Girls new wing	Toilet	1	3.5	1	2.4
Greene County Schools	Baileyton Elementary School	1	Girls new wing	Toilet	3	3.5	3	2.4
Greene County Schools	Baileyton Elementary School	1	Kitchen	Faucet	1	2.2	1	0.5
Greene County Schools	Baileyton Elementary School	1	Kitchen	Faucet (Other)	1	2.2	1	1.5
Greene County Schools	Baileyton Elementary School	1	Kitchen	Toilet	1	3.5	1	1.28
Greene County Schools	Baileyton Elementary School	2	Boys	Faucet	2	2.2	2	0.5
Greene County Schools	Baileyton Elementary School	2	Boys	Toilet	1	3.5	1	2.4
Greene County Schools	Baileyton Elementary School	2	Boys	Toilet	1	3.5	1	2.4
Greene County Schools	Baileyton Elementary School	2	Boys	Urinal	3	1	3	0.5
Greene County Schools	Baileyton Elementary School	2	Girls	Faucet	2	1.5	2	0.5
Greene County Schools	Baileyton Elementary School	2	Girls	Toilet	1	3.5	1	2.4
Greene County Schools	Baileyton Elementary School	2	Girls	Toilet	4	3.5	4	2.4
Greene County Schools	Bus Garage	1	Garage bay	Toilet	1	1.6	0	1.6
Greene County Schools	Bus Garage	1	Mens	Faucet	1	2.2	0	2.2
Greene County Schools	Bus Garage	1	Mens	Toilet	1	3.5	1	1.28
Greene County Schools	Bus Garage	1	Womens	Faucet	1	2	1	0.5
Greene County Schools	Bus Garage	1	Womens	Toilet	1	3.5	1	1.28
Greene County Schools	Camp Creek Elementary School	1	Boys by 111	Faucet	5	1.5	5	0.5
Greene County Schools	Camp Creek Elementary School	1	Boys by 111	Toilet	5	1.6	0	1.6
Greene County Schools	Camp Creek Elementary School	1	Boys by 111	Urinal	2	1	0	1
Greene County Schools	Camp Creek Elementary School	1	Boys by 209	Faucet	3	2	3	0.5
Greene County Schools	Camp Creek Elementary School	1	Boys by 209	Toilet	3	1.6	0	1.6

Site	Building	Floor	Room	Fixture	Existing Qty	Existing Flow	Qty to be Retrofit	Retrofit Flow
Greene County Schools	Camp Creek Elementary School	1	Boys by 209	Toilet	1	1.6	0	1.6
Greene County Schools	Camp Creek Elementary School	1	Boys by 209	Urinal	3	1	0	1
Greene County Schools	Camp Creek Elementary School	1	Boys by gym	Faucet	1	1.5	1	0.5
Greene County Schools	Camp Creek Elementary School	1	Boys by gym	Toilet	1	1.6	0	1.6
Greene County Schools	Camp Creek Elementary School	1	Boys by gym	Urinal	1	1	0	1
Greene County Schools	Camp Creek Elementary School	1	By staff copy room	Faucet	1	1.5	1	0.5
Greene County Schools	Camp Creek Elementary School	1	By staff copy room	Toilet	1	4	1	1.28
Greene County Schools	Camp Creek Elementary School	1	Class 101	Faucet	2	2	2	0.5
Greene County Schools	Camp Creek Elementary School	1	Class 101	Toilet	2	1.6	0	1.6
Greene County Schools	Camp Creek Elementary School	1	Class 102	Faucet	2	2	2	0.5
Greene County Schools	Camp Creek Elementary School	1	Class 102	Toilet	2	1.6	0	1.6
Greene County Schools	Camp Creek Elementary School	1	Class 103	Faucet	2	2	2	0.5
Greene County Schools	Camp Creek Elementary School	1	Class 103	Toilet	2	1.6	0	1.6
Greene County Schools	Camp Creek Elementary School	1	Class 104	Faucet	2	2	2	0.5
Greene County Schools	Camp Creek Elementary School	1	Class 104	Toilet	2	1.6	0	1.6
Greene County Schools	Camp Creek Elementary School	1	Class 105	Faucet	2	2	2	0.5
Greene County Schools	Camp Creek Elementary School	1	Class 105	Toilet	2	1.6	0	1.6
Greene County Schools	Camp Creek Elementary School	1	Class 106	Faucet	2	2	2	0.5
Greene County Schools	Camp Creek Elementary School	1	Class 106	Toilet	2	1.6	0	1.6
Greene County Schools	Camp Creek Elementary School	1	Class 108	Faucet	1	2.2	1	0.5
Greene County Schools	Camp Creek Elementary School	1	Class 108	Faucet (Other)	2	2.2	2	1.5
Greene County Schools	Camp Creek Elementary School	1	Class 108	Toilet	1	1.6	0	1.6
Greene County Schools	Camp Creek Elementary School	1	Concession	Faucet (Other)	1	2.2	1	1.5
Greene County Schools	Camp Creek Elementary School	1	Copy room	Faucet (Other)	1	2.2	1	1.5
Greene County Schools	Camp Creek Elementary School	1	Girl by 209	Faucet	3	2	3	0.5
Greene County Schools	Camp Creek Elementary School	1	Girl by 209	Toilet	1	1.6	0	1.6
Greene County Schools	Camp Creek Elementary School	1	Girl by 209	Toilet	6	1.6	0	1.6
Greene County Schools	Camp Creek Elementary School	1	Girls by 111	Faucet	6	2	6	0.5
Greene County Schools	Camp Creek Elementary School	1	Girls by 111	Toilet	6	1.6	0	1.6
Greene County Schools	Camp Creek Elementary School	1	Girls by gym	Faucet	2	1.5	2	0.5
Greene County Schools	Camp Creek Elementary School	1	Girls by gym	Toilet	2	1.6	0	1.6
Greene County Schools	Camp Creek Elementary School	1	Gym	Faucet (Other)	1	1.5	0	1.5
Greene County Schools	Camp Creek Elementary School	1	Gym	Shower	1	2.5	1	1.5
Greene County Schools	Camp Creek Elementary School	1	Kitchen	Faucet	1	2.2	1	0.5
Greene County Schools	Camp Creek Elementary School	1	Kitchen	Faucet (Other)	1	2.2	1	1.5
Greene County Schools	Camp Creek Elementary School	1	Kitchen	Toilet	1	1.6	0	1.6
Greene County Schools	Camp Creek Elementary School	1	Speech room	Faucet	1	2	1	0.5
Greene County Schools	Camp Creek Elementary School	1	Speech room	Toilet	1	4	1	1.28
Greene County Schools	Central Office Annex	1	Mens	Faucet	1	2.2	1	0.5
Greene County Schools	Central Office Annex	1	Mens	Toilet	2	1.6	0	1.6
Greene County Schools	Central Office Annex	1	Womens	Faucet	1	2.2	1	0.5
Greene County Schools	Central Office Annex	1	Womens	Toilet	2	1.6	0	1.6
Greene County Schools	Central Office Complex	1	Kitchen	Faucet (Other)	1	1.5	0	1.5
Greene County Schools	Central Office Complex	1	Mens - front hall	Faucet	1	2.2	1	0.5
Greene County Schools	Central Office Complex	1	Mens - front hall	Toilet	1	3.5	1	1.28
Greene County Schools	Central Office Complex	1	Mens - front hall	Urinal	1	0.5	0	0.5
Greene County Schools	Central Office Complex	1	Mens rear	Faucet	1	2.2	1	0.5
Greene County Schools	Central Office Complex	1	Mens rear	Toilet	1	3.5	1	1.28
Greene County Schools	Central Office Complex	1	Mens rear	Urinal	1	0.5	0	0.5
Greene County Schools	Central Office Complex	1	Womens - front hall	Faucet	2	2.2	2	0.5
Greene County Schools	Central Office Complex	1	Womens - front hall	Toilet	1	3.5	1	1.28
Greene County Schools	Central Office Complex	1	Womens rear	Faucet	1	2.2	1	0.5
Greene County Schools	Central Office Complex	1	Womens rear	Toilet	1	1.6	0	1.6
Greene County Schools	Chuckey Doak High School	1	A25 lounge	Faucet	1	1.5	1	0.5

Site	Building	Floor	Room	Fixture	Existing Qty	Existing Flow	Qty to be Retrofit	Retrofit Flow
Greene County Schools	Chuckey Doak High School	1	A25 lounge	Faucet	1	2	1	0.5
Greene County Schools	Chuckey Doak High School	1	A25 lounge	Faucet (Other)	1	1.5	0	1.5
Greene County Schools	Chuckey Doak High School	1	A25 lounge	Toilet	1	3.5	1	2.4
Greene County Schools	Chuckey Doak High School	1	A25 lounge	Toilet	1	1.6	0	1.6
Greene County Schools	Chuckey Doak High School	1	Admin	Faucet	1	2.2	1	0.5
Greene County Schools	Chuckey Doak High School	1	Admin	Toilet	1	1.6	0	1.6
Greene County Schools	Chuckey Doak High School	1	Admin, A04	Faucet (Other)	1	2.2	1	1.5
Greene County Schools	Chuckey Doak High School	1	Ag class D05	Faucet (Other)	1	2.2	1	1.5
Greene County Schools	Chuckey Doak High School	1	By F05	Faucet	1	2	1	0.5
Greene County Schools	Chuckey Doak High School	1	By F05	Toilet	1	1.6	0	1.6
Greene County Schools	Chuckey Doak High School	1	By gym	Faucet	6	0.5	0	0.5
Greene County Schools	Chuckey Doak High School	1	By gym	Faucet	6	0.5	0	0.5
Greene County Schools	Chuckey Doak High School	1	By gym	Toilet	1	1.6	0	1.6
Greene County Schools	Chuckey Doak High School	1	By gym	Toilet	9	1.6	0	1.6
Greene County Schools	Chuckey Doak High School	1	By gym	Toilet	10	1.6	0	1.6
Greene County Schools	Chuckey Doak High School	1	By gym	Toilet	3	1.6	0	1.6
Greene County Schools	Chuckey Doak High School	1	By gym	Toilet	2	1.6	0	1.6
Greene County Schools	Chuckey Doak High School	1	By gym	Toilet	4	1.6	0	1.6
Greene County Schools	Chuckey Doak High School	1	By gym	Urinal	6	1	0	1
Greene County Schools	Chuckey Doak High School	1	C08 girls PE lockers	Faucet	1	2.2	1	0.5
Greene County Schools	Chuckey Doak High School	1	C08 girls PE lockers	Shower	1	2.5	1	1.5
Greene County Schools	Chuckey Doak High School	1	C08 girls PE lockers	Shower	1	2	0	2
Greene County Schools	Chuckey Doak High School	1	C08 girls PE lockers	Toilet	3	1.6	0	1.6
Greene County Schools	Chuckey Doak High School	1	C09&C10 coaches	Faucet	2	2.2	2	0.5
Greene County Schools	Chuckey Doak High School	1	C09&C10 coaches	Toilet	2	1.6	0	1.6
Greene County Schools	Chuckey Doak High School	1	C11 boys PE lockers	Faucet	1	2.2	1	0.5
Greene County Schools	Chuckey Doak High School	1	C11 boys PE lockers	Shower	2	2.5	2	1.5
Greene County Schools	Chuckey Doak High School	1	C11 boys PE lockers	Toilet	1	1.6	0	1.6
Greene County Schools	Chuckey Doak High School	1	C11 boys PE lockers	Urinal	2	1	0	1
Greene County Schools	Chuckey Doak High School	1	C13 boys varsity lockers	Faucet	1	2.2	1	0.5
Greene County Schools	Chuckey Doak High School	1	C13 boys varsity lockers	Shower	2	2	0	2
Greene County Schools	Chuckey Doak High School	1	C13 boys varsity lockers	Toilet	1	1.6	0	1.6
Greene County Schools	Chuckey Doak High School	1	C13 boys varsity lockers	Urinal	2	1	0	1
Greene County Schools	Chuckey Doak High School	1	D pod	Faucet	2	0.5	0	0.5
Greene County Schools	Chuckey Doak High School	1	D pod	Faucet	2	0.5	0	0.5
Greene County Schools	Chuckey Doak High School	1	D pod	Toilet	1	1.6	0	1.6
Greene County Schools	Chuckey Doak High School	1	D pod	Toilet	1	1.6	0	1.6
Greene County Schools	Chuckey Doak High School	1	D pod	Toilet	2	1.6	0	1.6
Greene County Schools	Chuckey Doak High School	1	D pod	Urinal	2	1	0	1
Greene County Schools	Chuckey Doak High School	1	D pod staff	Faucet	1	2	1	0.5
Greene County Schools	Chuckey Doak High School	1	D pod staff	Toilet	1	1.6	0	1.6
Greene County Schools	Chuckey Doak High School	1	D03 CDC	Faucet	1	2.2	1	0.5
Greene County Schools	Chuckey Doak High School	1	D03 CDC	Faucet (Other)	1	3	1	1.5
Greene County Schools	Chuckey Doak High School	1	D03 CDC	Shower	1	2	0	1.5
Greene County Schools	Chuckey Doak High School	1	D03 CDC	Toilet	1	1.6	0	1.6
Greene County Schools	Chuckey Doak High School	1	E pod	Faucet	4	0.5	0	0.5
Greene County Schools	Chuckey Doak High School	1	E pod	Faucet	4	0.5	0	0.5
Greene County Schools	Chuckey Doak High School	1	E pod	Toilet	2	1.6	0	1.6
Greene County Schools	Chuckey Doak High School	1	E pod	Toilet	2	1.6	0	1.6
Greene County Schools	Chuckey Doak High School	1	E pod	Toilet	2	1.6	0	1.6
Greene County Schools	Chuckey Doak High School	1	E pod	Toilet	5	1.6	0	1.6
Greene County Schools	Chuckey Doak High School	1	E pod	Toilet	1	3.5	1	2.4
Greene County Schools	Chuckey Doak High School	1	E pod	Urinal	2	1	0	1
Greene County Schools	Chuckey Doak High School	1	E pod	Urinal	2	1	0	1

Site	Building	Floor	Room	Fixture	Existing Qty	Existing Flow	Qty to be Retrofit	Retrofit Flow
Greene County Schools	Chuckey Doak High School	1	E pod staff	Faucet	1	2	1	0.5
Greene County Schools	Chuckey Doak High School	1	E pod staff	Toilet	1	1.6	0	1.6
Greene County Schools	Chuckey Doak High School	1	F pod	Faucet	4	0.5	0	0.5
Greene County Schools	Chuckey Doak High School	1	F pod	Toilet	6	1.6	0	1.6
Greene County Schools	Chuckey Doak High School	1	F pod	Toilet	2	1.6	0	1.6
Greene County Schools	Chuckey Doak High School	1	F pod	Faucet	4	0.5	0	0.5
Greene County Schools	Chuckey Doak High School	1	F pod	Toilet	2	1.6	0	1.6
Greene County Schools	Chuckey Doak High School	1	F pod	Toilet	2	1.6	0	1.6
Greene County Schools	Chuckey Doak High School	1	F pod	Urinal	4	0.5	0	0.5
Greene County Schools	Chuckey Doak High School	1	Field house coach	Faucet	1	2.2	1	0.5
Greene County Schools	Chuckey Doak High School	1	Field house coach	Shower	1	2	1	1.5
Greene County Schools	Chuckey Doak High School	1	Field house coach	Toilet	1	1.6	0	1.6
Greene County Schools	Chuckey Doak High School	1	Field house Hallway	Faucet	1	2.2	1	0.5
Greene County Schools	Chuckey Doak High School	1	Field house Hallway	Toilet	1	1.6	0	1.6
Greene County Schools	Chuckey Doak High School	1	Field house home	Faucet	4	2.2	4	0.5
Greene County Schools	Chuckey Doak High School	1	Field house home	Shower	11	2	11	1.5
Greene County Schools	Chuckey Doak High School	1	Field house home	Toilet	3	1.6	0	1.6
Greene County Schools	Chuckey Doak High School	1	Field house home	Urinal	3	1	0	1
Greene County Schools	Chuckey Doak High School	1	Field house laundry	Faucet (Other)	1	1.5	0	1.5
Greene County Schools	Chuckey Doak High School	1	Field house visitors	Faucet	2	2.2	2	0.5
Greene County Schools	Chuckey Doak High School	1	Field house visitors	Shower	6	2	6	1.5
Greene County Schools	Chuckey Doak High School	1	Field house visitors	Toilet	3	1.6	0	1.6
Greene County Schools	Chuckey Doak High School	1	Field house visitors	Urinal	2	1	0	1
Greene County Schools	Chuckey Doak High School	1	Football concessions	Faucet	4	2.2	4	0.5
Greene County Schools	Chuckey Doak High School	1	Football concessions	Faucet	4	2.2	4	0.5
Greene County Schools	Chuckey Doak High School	1	Football concessions	Faucet (Other)	1	2.2	1	1.5
Greene County Schools	Chuckey Doak High School	1	Football concessions	Toilet	3	1.6	0	1.6
Greene County Schools	Chuckey Doak High School	1	Football concessions	Toilet	1	3.5	1	2.4
Greene County Schools	Chuckey Doak High School	1	Football concessions	Toilet	1	1.6	0	1.6
Greene County Schools	Chuckey Doak High School	1	Football concessions	Toilet	1	1.6	0	1.6
Greene County Schools	Chuckey Doak High School	1	Football concessions	Urinal	3	1	0	1
Greene County Schools	Chuckey Doak High School	1	Girls varsity lockers	Faucet	1	2.2	1	0.5
Greene County Schools	Chuckey Doak High School	1	Girls varsity lockers	Shower	2	2	0	2
Greene County Schools	Chuckey Doak High School	1	Girls varsity lockers	Toilet	3	1.6	0	1.6
Greene County Schools	Chuckey Doak High School	1	Home Eco., A19	Faucet (Other)	3	2	3	1.5
Greene County Schools	Chuckey Doak High School	1	Kitchen	Faucet	1	2.2	1	0.5
Greene County Schools	Chuckey Doak High School	1	Kitchen	Faucet (Other)	5	2.2	5	1.5
Greene County Schools	Chuckey Doak High School	1	Kitchen	Toilet	1	1.6	0	1.6
Greene County Schools	Chuckey Doak High School	1	Stage dressing room	Faucet	1	2	1	0.5
Greene County Schools	Chuckey Doak High School	1	Stage dressing room	Toilet	1	1.6	0	1.6
Greene County Schools	Chuckey Doak High School	1	Stage dressing room	Faucet	1	2	1	0.5
Greene County Schools	Chuckey Doak High School	1	Stage dressing room	Toilet	1	3.5	1	2.4
Greene County Schools	Chuckey Doak Middle School	1	Band Bldg,	Faucet	2	2.2	2	0.5
Greene County Schools	Chuckey Doak Middle School	1	Band Bldg,	Faucet	2	2.2	2	0.5
Greene County Schools	Chuckey Doak Middle School	1	Band Bldg,	Toilet	2	1.6	0	1.6
Greene County Schools	Chuckey Doak Middle School	1	Band Bldg,	Toilet	3	1.6	0	1.6
Greene County Schools	Chuckey Doak Middle School	1	Band Bldg,	Urinal	2	0.5	0	0.5
Greene County Schools	Chuckey Doak Middle School	1	Boys	Faucet	2	1	2	0.5
Greene County Schools	Chuckey Doak Middle School	1	Boys	Faucet	1	2.2	1	0.5
Greene County Schools	Chuckey Doak Middle School	1	Boys	Toilet	2	1.6	0	1.6
Greene County Schools	Chuckey Doak Middle School	1	Boys	Toilet	1	1.6	0	1.6
Greene County Schools	Chuckey Doak Middle School	1	Boys	Urinal	3	0.5	0	0.5
Greene County Schools	Chuckey Doak Middle School	1	Boys by gym	Faucet	1	2.2	1	0.5
Greene County Schools	Chuckey Doak Middle School	1	Boys by gym	Toilet	2	1.6	0	1.6

Site	Building	Floor	Room	Fixture	Existing Qty	Existing Flow	Qty to be Retrofit	Retrofit Flow
Greene County Schools	Chuckey Doak Middle School	1	Boys by gym	Urinal	3	0.5	0	0.5
Greene County Schools	Chuckey Doak Middle School	1	Boys gym lockers	Faucet	1	2.2	1	0.5
Greene County Schools	Chuckey Doak Middle School	1	Boys gym lockers	Toilet	1	1.6	0	1.6
Greene County Schools	Chuckey Doak Middle School	1	Boys gym lockers	Urinal	1	0.5	0	0.5
Greene County Schools	Chuckey Doak Middle School	1	CDC	Faucet	1	2	1	0.5
Greene County Schools	Chuckey Doak Middle School	1	CDC	Faucet (Other)	1	2	1	1.5
Greene County Schools	Chuckey Doak Middle School	1	CDC	Toilet	1	1.6	0	1.6
Greene County Schools	Chuckey Doak Middle School	1	Girls by 201	Faucet	4	2.2	4	0.5
Greene County Schools	Chuckey Doak Middle School	1	Girls by 201	Toilet	1	1.6	0	1.6
Greene County Schools	Chuckey Doak Middle School	1	Girls by 201	Toilet	3	1.6	0	1.6
Greene County Schools	Chuckey Doak Middle School	1	Girls gym lockers	Faucet	2	2.2	2	0.5
Greene County Schools	Chuckey Doak Middle School	1	Girls gym lockers	Toilet	3	1.6	0	1.6
Greene County Schools	Chuckey Doak Middle School	1	Kitchen	Faucet	1	2	1	0.5
Greene County Schools	Chuckey Doak Middle School	1	Kitchen	Faucet (Other)	1	2.2	1	1.5
Greene County Schools	Chuckey Doak Middle School	1	Kitchen	Toilet	1	1.6	0	1.6
Greene County Schools	Chuckey Doak Middle School	1	Main Office & principal	Faucet	2	2.2	2	0.5
Greene County Schools	Chuckey Doak Middle School	1	Main Office & principal	Toilet	2	1.6	0	1.6
Greene County Schools	Chuckey Doak Middle School	2	Boys	Faucet	1	2.2	1	0.5
Greene County Schools	Chuckey Doak Middle School	2	Boys	Faucet	2	1	2	0.5
Greene County Schools	Chuckey Doak Middle School	2	Boys	Toilet	2	1.6	0	1.6
Greene County Schools	Chuckey Doak Middle School	2	Boys	Toilet	1	1.6	0	1.6
Greene County Schools	Chuckey Doak Middle School	2	Boys	Urinal	3	0.5	0	0.5
Greene County Schools	Chuckey Doak Middle School	2	Girls by 301	Faucet	4	2.2	4	0.5
Greene County Schools	Chuckey Doak Middle School	2	Girls by 301	Toilet	3	1.6	0	1.6
Greene County Schools	Chuckey Doak Middle School	2	Girls by 301	Toilet	1	1.6	0	1.6
Greene County Schools	Chuckey Doak Middle School	2	Nurse	Faucet	1	2.2	1	0.5
Greene County Schools	Chuckey Doak Middle School	2	Nurse	Toilet	1	3.5	0	3.5
Greene County Schools	Chuckey Doak Middle School	2	Staff lounge	Faucet	1	2.2	1	0.5
Greene County Schools	Chuckey Doak Middle School	2	Staff lounge	Faucet (Other)	1	2	1	1.5
Greene County Schools	Chuckey Doak Middle School	2	Staff lounge	Toilet	1	3.5	0	3.5
Greene County Schools	Chuckey Doak Middle School	B	Girls by 101	Faucet	2	2.2	2	0.5
Greene County Schools	Chuckey Doak Middle School	B	Girls by 101	Toilet	5	1.6	0	1.6
Greene County Schools	Chuckey Elementary School	1	104	Faucet	1	2.2	1	0.5
Greene County Schools	Chuckey Elementary School	1	104	Toilet	1	3.5	1	1.28
Greene County Schools	Chuckey Elementary School	1	105	Faucet	1	2.2	1	0.5
Greene County Schools	Chuckey Elementary School	1	105	Toilet	1	3.5	1	1.28
Greene County Schools	Chuckey Elementary School	1	17	Faucet (Other)	1	2	1	1.5
Greene County Schools	Chuckey Elementary School	1	20	Faucet	1	2.2	1	0.5
Greene County Schools	Chuckey Elementary School	1	20	Faucet	1	2.2	1	0.5
Greene County Schools	Chuckey Elementary School	1	20	Toilet	1	3.5	1	1.28
Greene County Schools	Chuckey Elementary School	1	20	Toilet	1	3.5	1	1.28
Greene County Schools	Chuckey Elementary School	1	20	Toilet	1	3.5	1	1.28
Greene County Schools	Chuckey Elementary School	1	20	Urinal	2	1	0	1
Greene County Schools	Chuckey Elementary School	1	21	Faucet	1	2.2	1	0.5
Greene County Schools	Chuckey Elementary School	1	21	Faucet	2	2.2	2	0.5
Greene County Schools	Chuckey Elementary School	1	21	Toilet	2	3.5	2	1.28
Greene County Schools	Chuckey Elementary School	1	21	Toilet	1	3.5	1	1.28
Greene County Schools	Chuckey Elementary School	1	42, by lounge	Faucet	1	2.2	1	0.5
Greene County Schools	Chuckey Elementary School	1	42, by lounge	Toilet	1	3.5	1	1.28
Greene County Schools	Chuckey Elementary School	1	43, by lounge	Faucet	1	2.2	1	0.5
Greene County Schools	Chuckey Elementary School	1	43, by lounge	Toilet	1	3.5	1	1.28
Greene County Schools	Chuckey Elementary School	1	Classroom 103	Faucet	1	2.2	1	0.5
Greene County Schools	Chuckey Elementary School	1	Classroom 103	Faucet	1	2.2	1	0.5
Greene County Schools	Chuckey Elementary School	1	Classroom 103	Toilet	1	3.5	1	1.28

Site	Building	Floor	Room	Fixture	Existing Qty	Existing Flow	Qty to be Retrofit	Retrofit Flow
Greene County Schools	Chuckey Elementary School	1	Classroom 103	Toilet	1	1.6	0	1.6
Greene County Schools	Chuckey Elementary School	1	Kitchen	Faucet	1	2.2	1	0.5
Greene County Schools	Chuckey Elementary School	1	Kitchen	Faucet (Other)	1	1.5	0	1.5
Greene County Schools	Chuckey Elementary School	1	Kitchen	Faucet (Other)	1	2.2	1	1.5
Greene County Schools	Chuckey Elementary School	1	Kitchen	Faucet (Other)	1	3	1	1.5
Greene County Schools	Chuckey Elementary School	1	Kitchen	Toilet	1	3.5	1	1.28
Greene County Schools	Chuckey Elementary School	1	Main office, 7	Faucet	1	2.2	1	0.5
Greene County Schools	Chuckey Elementary School	1	Main office, 7	Toilet	1	3.5	1	2.4
Greene County Schools	Chuckey Elementary School	1	Main office, 8	Faucet	1	2.2	1	0.5
Greene County Schools	Chuckey Elementary School	1	Main office, 8	Toilet	1	1.6	0	1.6
Greene County Schools	Chuckey Elementary School	2	40, Teacher lounge	Faucet (Other)	1	2.2	1	1.5
Greene County Schools	Chuckey Elementary School	B	71, 4th grade	Faucet (Other)	1	3	1	1.5
Greene County Schools	Chuckey Elementary School	B	77, by gym	Faucet	2	2.2	2	0.5
Greene County Schools	Chuckey Elementary School	B	77, by gym	Toilet	3	3.5	3	1.28
Greene County Schools	Chuckey Elementary School	B	77, by gym	Toilet	1	3.5	1	1.28
Greene County Schools	Chuckey Elementary School	B	79, by gym	Faucet	2	2.2	2	0.5
Greene County Schools	Chuckey Elementary School	B	79, by gym	Toilet	1	3.5	1	2.4
Greene County Schools	Chuckey Elementary School	B	79, by gym	Toilet	1	3.5	1	1.28
Greene County Schools	Chuckey Elementary School	B	79, by gym	Urinal	2	1	0	1
Greene County Schools	Chuckey Elementary School	B	79, by gym	Urinal	1	1	0	1
Greene County Schools	Chuckey Elementary School	B	90	Faucet	1	2.2	1	0.5
Greene County Schools	Chuckey Elementary School	B	90	Faucet	1	2.2	1	0.5
Greene County Schools	Chuckey Elementary School	B	90	Toilet	3	3.5	3	1.28
Greene County Schools	Chuckey Elementary School	B	90	Toilet	1	3.5	1	1.28
Greene County Schools	Chuckey Elementary School	B	91	Faucet	2	2.2	2	0.5
Greene County Schools	Chuckey Elementary School	B	91	Toilet	1	3.5	1	2.4
Greene County Schools	Chuckey Elementary School	B	91	Toilet	1	3.5	1	1.28
Greene County Schools	Chuckey Elementary School	B	91	Urinal	3	1	0	1
Greene County Schools	Chuckey Elementary School	B	Clinic	Faucet	1	2.2	1	0.5
Greene County Schools	Chuckey Elementary School	B	Clinic	Toilet	1	3.5	1	1.28
Greene County Schools	Chuckey Elementary School	B	Clinic	Urinal	2	1	0	1
Greene County Schools	Chuckey Elementary School	B	Concession	Faucet (Other)	1	2.2	1	1.5
Greene County Schools	Debusk Elementary School	1	205 lounge	Faucet (Other)	1	3	1	1.5
Greene County Schools	Debusk Elementary School	1	Boys by 206	Faucet	2	2.2	2	0.5
Greene County Schools	Debusk Elementary School	1	Boys by 206	Toilet	3	3.5	3	2.4
Greene County Schools	Debusk Elementary School	1	Boys by 206	Urinal	3	1	0	1
Greene County Schools	Debusk Elementary School	1	Boys by 302	Faucet	3	2.2	3	0.5
Greene County Schools	Debusk Elementary School	1	Boys by 302	Toilet	3	3.5	3	1.28
Greene County Schools	Debusk Elementary School	1	Boys by 302	Urinal	3	1	0	1
Greene County Schools	Debusk Elementary School	1	Girls by 206	Faucet	3	2.2	3	0.5
Greene County Schools	Debusk Elementary School	1	Girls by 206	Toilet	3	3.5	3	1.28
Greene County Schools	Debusk Elementary School	1	Girls by 206	Toilet	1	3.5	1	2.4
Greene County Schools	Debusk Elementary School	1	Girls by 304	Faucet	3	2.2	3	0.5
Greene County Schools	Debusk Elementary School	1	Girls by 304	Toilet	3	3.5	3	1.28
Greene County Schools	Debusk Elementary School	1	Gym	Faucet	1	0.5	0	0.5
Greene County Schools	Debusk Elementary School	1	Gym	Faucet	1	0.5	0	0.5
Greene County Schools	Debusk Elementary School	1	Gym	Toilet	1	3.5	1	1.28
Greene County Schools	Debusk Elementary School	1	Gym	Toilet	2	3.5	2	1.28
Greene County Schools	Debusk Elementary School	1	Gym	Toilet	1	3.5	1	1.28
Greene County Schools	Debusk Elementary School	1	Gym	Urinal	2	1	0	1
Greene County Schools	Debusk Elementary School	1	Kitchen	Faucet (Other)	1	3	1	1.5
Greene County Schools	Debusk Elementary School	1	Kitchen	Toilet	1	3.5	1	1.28
Greene County Schools	Debusk Elementary School	1	New wing	Faucet	4	2.2	4	0.5
Greene County Schools	Debusk Elementary School	1	New wing	Toilet	3	1.6	0	1.6

Site	Building	Floor	Room	Fixture	Existing Qty	Existing Flow	Qty to be Retrofit	Retrofit Flow
Greene County Schools	Debusk Elementary School	1	New wing	Toilet	1	1.6	0	1.6
Greene County Schools	Debusk Elementary School	1	New wing	Faucet	4	2.2	4	0.5
Greene County Schools	Debusk Elementary School	1	New wing	Toilet	1	1.6	0	1.6
Greene County Schools	Debusk Elementary School	1	New wing	Toilet	5	1.6	0	1.6
Greene County Schools	Debusk Elementary School	B	Class 401	Faucet	2	2.2	2	0.5
Greene County Schools	Debusk Elementary School	B	Class 401	Faucet (Other)	1	2	1	1.5
Greene County Schools	Debusk Elementary School	B	Class 401	Toilet	1	3.5	1	1.28
Greene County Schools	Debusk Elementary School	B	Class 401	Toilet	1	1.6	0	1.6
Greene County Schools	Doak Elementary School	1	Boys East	Faucet	4	2.2	4	0.5
Greene County Schools	Doak Elementary School	1	Boys East	Toilet	4	3.5	4	1.28
Greene County Schools	Doak Elementary School	1	Boys East	Urinal	3	1	0	1
Greene County Schools	Doak Elementary School	1	Boys West	Faucet	4	2.2	4	0.5
Greene County Schools	Doak Elementary School	1	Boys West	Toilet	2	3.5	2	1.28
Greene County Schools	Doak Elementary School	1	Boys West	Toilet	1	3.5	1	1.28
Greene County Schools	Doak Elementary School	1	Boys West	Toilet	1	3.5	1	2.4
Greene County Schools	Doak Elementary School	1	Boys West	Urinal	4	1	0	1
Greene County Schools	Doak Elementary School	1	By councilors office	Faucet	2	2.2	2	0.5
Greene County Schools	Doak Elementary School	1	By councilors office	Toilet	1	3.5	1	1.28
Greene County Schools	Doak Elementary School	1	By councilors office	Faucet	1	2.2	1	0.5
Greene County Schools	Doak Elementary School	1	By councilors office	Toilet	1	3.5	1	2.4
Greene County Schools	Doak Elementary School	1	CDC Annex, rm 48	Faucet	1	2.2	1	0.5
Greene County Schools	Doak Elementary School	1	CDC Annex, rm 48	Faucet (Other)	1	2.2	1	1.5
Greene County Schools	Doak Elementary School	1	CDC Annex, rm 48	Toilet	1	1.6	0	1.6
Greene County Schools	Doak Elementary School	1	CDC Annex, rm 49b	Faucet	2	2.2	2	0.5
Greene County Schools	Doak Elementary School	1	CDC Annex, rm 49b	Toilet	2	1.6	0	1.6
Greene County Schools	Doak Elementary School	1	CDC Annex, rm 51	Faucet	2	2.2	2	0.5
Greene County Schools	Doak Elementary School	1	CDC Annex, rm 51	Toilet	2	1.6	0	1.6
Greene County Schools	Doak Elementary School	1	CDC Annex, rm 59 break rm	Faucet	1	2.2	1	0.5
Greene County Schools	Doak Elementary School	1	CDC Annex, rm 59 break rm	Faucet (Other)	1	2	1	1.5
Greene County Schools	Doak Elementary School	1	CDC Annex, rm 59 break rm	Toilet	1	1.6	0	1.6
Greene County Schools	Doak Elementary School	1	Girls, East	Faucet	4	2.2	4	0.5
Greene County Schools	Doak Elementary School	1	Girls, East	Toilet	4	3.5	4	1.28
Greene County Schools	Doak Elementary School	1	Girls, West	Faucet	4	2.2	4	0.5
Greene County Schools	Doak Elementary School	1	Girls, West	Toilet	4	3.5	4	1.28
Greene County Schools	Doak Elementary School	1	Girls, West	Toilet	1	3.5	1	2.4
Greene County Schools	Doak Elementary School	1	Gym concessions	Faucet (Other)	1	1.5	0	1.5
Greene County Schools	Doak Elementary School	1	Gym, Boys	Faucet	2	2	2	0.5
Greene County Schools	Doak Elementary School	1	Gym, Boys	Toilet	3	3.5	3	1.28
Greene County Schools	Doak Elementary School	1	Gym, Boys	Urinal	1	1.5	1	1
Greene County Schools	Doak Elementary School	1	Gym, Girls	Faucet	3	2	3	0.5
Greene County Schools	Doak Elementary School	1	Gym, Girls	Toilet	3	3.5	3	1.28
Greene County Schools	Doak Elementary School	1	Kitchen	Faucet	1	1.5	1	0.5
Greene County Schools	Doak Elementary School	1	Kitchen	Faucet (Other)	1	2.2	1	1.5
Greene County Schools	Doak Elementary School	1	Kitchen	Toilet	1	3.5	1	1.28
Greene County Schools	Doak Elementary School	1	Main office	Faucet	1	2.2	1	0.5
Greene County Schools	Doak Elementary School	1	Main office	Toilet	1	3.5	1	1.28
Greene County Schools	Doak Elementary School	1	Principal office	Faucet	1	2.2	1	0.5
Greene County Schools	Doak Elementary School	1	Principal office	Toilet	1	3.5	1	1.28
Greene County Schools	Doak Elementary School	B	Boys	Faucet	3	2.2	3	0.5
Greene County Schools	Doak Elementary School	B	Boys	Toilet	1	3.5	1	1.28
Greene County Schools	Doak Elementary School	B	Boys	Toilet	3	3.5	3	1.28
Greene County Schools	Doak Elementary School	B	Boys	Urinal	3	1	0	1
Greene County Schools	Doak Elementary School	B	Girls	Faucet	3	2.2	3	0.5
Greene County Schools	Doak Elementary School	B	Girls	Toilet	1	3.5	1	2.4

Site	Building	Floor	Room	Fixture	Existing Qty	Existing Flow	Qty to be Retrofit	Retrofit Flow
Greene County Schools	Doak Elementary School	B	Girls	Toilet	1	3.5	1	1.28
Greene County Schools	Doak Elementary School	B	Girls	Toilet	1	3.5	1	1.28
Greene County Schools	Doak Elementary School	B	Gym, boys	Faucet	2	2	2	0.5
Greene County Schools	Doak Elementary School	B	Gym, boys	Toilet	1	1.6	0	1.6
Greene County Schools	Doak Elementary School	B	Gym, boys	Toilet	1	1.6	0	1.6
Greene County Schools	Doak Elementary School	B	Gym, classroom	Faucet (Other)	1	1.5	0	1.5
Greene County Schools	Doak Elementary School	B	Gym, girls	Faucet	2	2.2	2	0.5
Greene County Schools	Doak Elementary School	B	Gym, girls	Toilet	3	1.6	0	1.6
Greene County Schools	Doak Elementary School	B	Gym, staff bath	Faucet	1	2.2	1	0.5
Greene County Schools	Doak Elementary School	B	Gym, staff bath	Toilet	1	1.6	0	1.6
Greene County Schools	Doak Elementary School	B	Staff bath	Faucet	2	2.2	2	0.5
Greene County Schools	Doak Elementary School	B	Staff bath	Toilet	1	3.5	1	1.28
Greene County Schools	Doak Elementary School	B	Staff bath	Toilet	1	3.5	1	1.28
Greene County Schools	Glenwood Elementary School	1	Boys by main lobby	Faucet	2	2.2	2	0.5
Greene County Schools	Glenwood Elementary School	1	Boys by main lobby	Toilet	3	1.6	0	1.6
Greene County Schools	Glenwood Elementary School	1	Boys by main lobby	Urinal	3	1	0	1
Greene County Schools	Glenwood Elementary School	1	Girls by main lobby	Faucet	2	2.2	2	0.5
Greene County Schools	Glenwood Elementary School	1	Girls by main lobby	Toilet	3	1.6	0	1.6
Greene County Schools	Glenwood Elementary School	1	Kitchen	Faucet	1	2	1	0.5
Greene County Schools	Glenwood Elementary School	1	Kitchen	Faucet (Other)	1	2.2	1	1.5
Greene County Schools	Glenwood Elementary School	1	Kitchen	Toilet	1	3.5	1	1.28
Greene County Schools	Glenwood Elementary School	1	Mens by gym	Faucet	2	2.2	2	0.5
Greene County Schools	Glenwood Elementary School	1	Mens by gym	Toilet	1	1.6	0	1.6
Greene County Schools	Glenwood Elementary School	1	Mens by gym	Toilet	1	1.6	0	1.6
Greene County Schools	Glenwood Elementary School	1	Mens by gym	Urinal	1	1	0	1
Greene County Schools	Glenwood Elementary School	1	Pre k - 115	Faucet	1	1.5	1	0.5
Greene County Schools	Glenwood Elementary School	1	Pre k - 115	Toilet	2	1.6	0	1.6
Greene County Schools	Glenwood Elementary School	1	Staff lounge	Faucet (Other)	1	1.5	0	1.5
Greene County Schools	Glenwood Elementary School	1	Womens by gym	Faucet	2	2	2	0.5
Greene County Schools	Glenwood Elementary School	1	Womens by gym	Toilet	1	1.6	0	1.6
Greene County Schools	Glenwood Elementary School	1	Womens by gym	Toilet	1	1.6	0	1.6
Greene County Schools	Glenwood Elementary School	L	Mens	Faucet	1	2.2	1	0.5
Greene County Schools	Glenwood Elementary School	L	Mens	Faucet	1	2.2	1	0.5
Greene County Schools	Glenwood Elementary School	L	Mens	Toilet	1	1.6	0	1.6
Greene County Schools	Glenwood Elementary School	L	Mens	Toilet	1	1.6	0	1.6
Greene County Schools	Glenwood Elementary School	L	Mens	Urinal	4	1	0	1
Greene County Schools	Glenwood Elementary School	L	Womens	Faucet	4	2	4	0.5
Greene County Schools	Glenwood Elementary School	L	Womens	Toilet	5	1.6	0	1.6
Greene County Schools	Glenwood Elementary School	L	Womens	Toilet	1	1.6	0	1.6
Greene County Schools	Glenwood Elementary School	L	Womens staff	Faucet	2	2.2	2	0.5
Greene County Schools	Glenwood Elementary School	L	Womens staff	Toilet	1	1.6	0	1.6
Greene County Schools	Glenwood Elementary School	L	Womens staff	Toilet	1	3.5	1	1.28
Greene County Schools	McDonald Elementary School	1	Annex bldg	Faucet	2	2	2	0.5
Greene County Schools	McDonald Elementary School	1	Annex bldg	Toilet	1	3.5	1	2.4
Greene County Schools	McDonald Elementary School	1	Annex bldg	Toilet	1	3.5	1	2.4
Greene County Schools	McDonald Elementary School	1	Annex bldg	Faucet	2	2	2	0.5
Greene County Schools	McDonald Elementary School	1	Annex bldg	Toilet	1	1.6	0	1.6
Greene County Schools	McDonald Elementary School	1	Annex bldg	Toilet	1	3.5	1	2.4
Greene County Schools	McDonald Elementary School	1	Boys by gym, rm14	Faucet	2	2	2	0.5
Greene County Schools	McDonald Elementary School	1	Boys by gym, rm14	Toilet	2	1.6	0	1.6
Greene County Schools	McDonald Elementary School	1	Boys by gym, rm14	Urinal	1	1	0	1
Greene County Schools	McDonald Elementary School	1	Boys by rm13, work room	Faucet	1	2	1	0.5
Greene County Schools	McDonald Elementary School	1	Boys by rm13, work room	Toilet	3	3.5	3	1.28
Greene County Schools	McDonald Elementary School	1	Boys by rm13, work room	Toilet	1	1.6	0	1.6

Site	Building	Floor	Room	Fixture	Existing Qty	Existing Flow	Qty to be Retrofit	Retrofit Flow
Greene County Schools	McDonald Elementary School	1	Boys by rm13, work room	Urinal	3	0.5	0	0.5
Greene County Schools	McDonald Elementary School	1	Boys by rm7	Faucet	2	2.2	2	0.5
Greene County Schools	McDonald Elementary School	1	Boys by rm7	Toilet	2	3.5	2	1.28
Greene County Schools	McDonald Elementary School	1	Boys by rm7	Toilet	1	3.5	1	1.28
Greene County Schools	McDonald Elementary School	1	Boys by rm7	Urinal	3	1	0	1
Greene County Schools	McDonald Elementary School	1	Classroom 1	Faucet	1	2.2	0	2.2
Greene County Schools	McDonald Elementary School	1	Classroom 1	Faucet	1	2.2	1	0.5
Greene County Schools	McDonald Elementary School	1	Classroom 1	Toilet	1	1.6	0	1.6
Greene County Schools	McDonald Elementary School	1	Classroom 1	Toilet	1	1.6	0	1.6
Greene County Schools	McDonald Elementary School	1	Classroom 2	Faucet	1	2.2	1	0.5
Greene County Schools	McDonald Elementary School	1	Classroom 2	Toilet	1	1.6	0	1.6
Greene County Schools	McDonald Elementary School	1	Classroom 2	Faucet	1	2.2	1	0.5
Greene County Schools	McDonald Elementary School	1	Classroom 2	Toilet	1	3.5	1	1.28
Greene County Schools	McDonald Elementary School	1	Classroom 3	Faucet	1	2.2	0	2.2
Greene County Schools	McDonald Elementary School	1	Classroom 3	Faucet	1	2.2	0	2.2
Greene County Schools	McDonald Elementary School	1	Classroom 3	Toilet	1	3.5	1	1.28
Greene County Schools	McDonald Elementary School	1	Classroom 3	Toilet	1	1.6	0	1.6
Greene County Schools	McDonald Elementary School	1	Classroom 4	Faucet	1	2.2	0	2.2
Greene County Schools	McDonald Elementary School	1	Classroom 4	Faucet	1	2.2	0	2.2
Greene County Schools	McDonald Elementary School	1	Classroom 4	Toilet	1	3.5	1	1.28
Greene County Schools	McDonald Elementary School	1	Classroom 4	Toilet	1	3.5	1	1.28
Greene County Schools	McDonald Elementary School	1	Classroom 5	Faucet	1	2.2	0	2.2
Greene County Schools	McDonald Elementary School	1	Classroom 5	Toilet	1	3.5	1	1.28
Greene County Schools	McDonald Elementary School	1	Classroom 5	Faucet	1	2.2	0	2.2
Greene County Schools	McDonald Elementary School	1	Classroom 5	Toilet	1	3.5	1	1.28
Greene County Schools	McDonald Elementary School	1	Concession	Faucet (Other)	1	2	1	1.5
Greene County Schools	McDonald Elementary School	1	Girls by gym, rm15	Faucet	2	2	2	0.5
Greene County Schools	McDonald Elementary School	1	Girls by gym, rm15	Toilet	4	1.6	0	1.6
Greene County Schools	McDonald Elementary School	1	Girls by gym, rm15	Toilet	1	3.5	1	2.4
Greene County Schools	McDonald Elementary School	1	Girls by rm7	Faucet	1	2	1	0.5
Greene County Schools	McDonald Elementary School	1	Girls by rm7	Faucet	1	2.2	1	0.5
Greene County Schools	McDonald Elementary School	1	Girls by rm7	Toilet	1	3.5	1	1.28
Greene County Schools	McDonald Elementary School	1	Girls by rm7	Toilet	3	3.5	3	1.28
Greene County Schools	McDonald Elementary School	1	Kitchen	Faucet	1	2	1	0.5
Greene County Schools	McDonald Elementary School	1	Kitchen	Faucet (Other)	1	2	1	1.5
Greene County Schools	McDonald Elementary School	1	Kitchen	Toilet	1	3.5	1	1.28
Greene County Schools	McDonald Elementary School	1	Main office, 45	Faucet	1	2	1	0.5
Greene County Schools	McDonald Elementary School	1	Main office, 45	Toilet	1	3.5	1	1.28
Greene County Schools	McDonald Elementary School	1	Main office, 49	Faucet	1	2	1	0.5
Greene County Schools	McDonald Elementary School	1	Main office, 49	Toilet	1	1.6	0	1.6
Greene County Schools	McDonald Elementary School	1	Rm31	Faucet	4	2	4	0.5
Greene County Schools	McDonald Elementary School	1	Rm31	Toilet	1	3.5	1	2.4
Greene County Schools	McDonald Elementary School	1	Rm31	Toilet	3	1.6	0	1.6
Greene County Schools	McDonald Elementary School	1	Rm33	Faucet	4	2	4	0.5
Greene County Schools	McDonald Elementary School	1	Rm33	Toilet	4	1.6	0	1.6
Greene County Schools	McDonald Elementary School	1	Rm33	Toilet	2	3.5	2	2.4
Greene County Schools	McDonald Elementary School	1	Shower room by rm14	Faucet	1	1	1	0.5
Greene County Schools	McDonald Elementary School	1	Shower room by rm14	Shower	1	2	1	1.5
Greene County Schools	McDonald Elementary School	1	Shower room by rm14	Toilet	1	1.6	0	1.6
Greene County Schools	McDonald Elementary School	1	Staff lounge	Faucet (Other)	1	1.5	0	1.5
Greene County Schools	McDonald Elementary School	2	Annex bldg	Faucet	2	2	2	0.5
Greene County Schools	McDonald Elementary School	2	Annex bldg	Toilet	1	3.5	1	2.4
Greene County Schools	McDonald Elementary School	2	Annex bldg	Toilet	1	3.5	1	2.4
Greene County Schools	McDonald Elementary School	2	Annex bldg	Faucet	2	2	2	0.5

Site	Building	Floor	Room	Fixture	Existing Qty	Existing Flow	Qty to be Retrofit	Retrofit Flow
Greene County Schools	McDonald Elementary School	2	Annex bldg	Toilet	1	3.5	1	2.4
Greene County Schools	McDonald Elementary School	2	Annex bldg	Toilet	1	3.5	1	2.4
Greene County Schools	Mosheim Elementary School	1	5th grade Bldg	Faucet	1	2.2	1	0.5
Greene County Schools	Mosheim Elementary School	1	5th grade Bldg	Toilet	1	1.6	0	1.6
Greene County Schools	Mosheim Elementary School	1	907	Faucet	1	2.2	1	0.5
Greene County Schools	Mosheim Elementary School	1	907	Toilet	1	1.6	0	1.6
Greene County Schools	Mosheim Elementary School	1	921 Science	Faucet (Other)	1	1.5	0	1.5
Greene County Schools	Mosheim Elementary School	1	933 lounge, mens	Faucet	1	2.2	1	0.5
Greene County Schools	Mosheim Elementary School	1	933 lounge, mens	Toilet	1	1.6	0	1.6
Greene County Schools	Mosheim Elementary School	1	933 lounge, Womens	Faucet	1	2.2	1	0.5
Greene County Schools	Mosheim Elementary School	1	933 lounge, Womens	Faucet (Other)	1	2.2	1	1.5
Greene County Schools	Mosheim Elementary School	1	933 lounge, Womens	Toilet	1	1.6	0	1.6
Greene County Schools	Mosheim Elementary School	1	Auxiliary kitchen	Faucet (Other)	2	2.2	2	1.5
Greene County Schools	Mosheim Elementary School	1	By middle school gym	Faucet	2	2.2	2	0.5
Greene County Schools	Mosheim Elementary School	1	By middle school gym	Faucet	2	2.2	2	0.5
Greene County Schools	Mosheim Elementary School	1	By middle school gym	Toilet	1	1.6	0	1.6
Greene County Schools	Mosheim Elementary School	1	By middle school gym	Toilet	1	1.6	0	1.6
Greene County Schools	Mosheim Elementary School	1	By middle school gym	Toilet	2	1.6	0	1.6
Greene County Schools	Mosheim Elementary School	1	By middle school gym	Toilet	1	1.6	0	1.6
Greene County Schools	Mosheim Elementary School	1	By middle school gym	Toilet	2	3.5	2	2.4
Greene County Schools	Mosheim Elementary School	1	By middle school gym	Urinal	2	1	0	1
Greene County Schools	Mosheim Elementary School	1	Elementary asst. principal	Faucet	1	2	1	0.5
Greene County Schools	Mosheim Elementary School	1	Elementary asst. principal	Toilet	1	3.5	1	1.28
Greene County Schools	Mosheim Elementary School	1	Elementary by 101	Faucet	3	2.2	3	0.5
Greene County Schools	Mosheim Elementary School	1	Elementary by 101	Faucet	3	2.2	3	0.5
Greene County Schools	Mosheim Elementary School	1	Elementary by 101	Toilet	4	3.5	4	1.28
Greene County Schools	Mosheim Elementary School	1	Elementary by 101	Toilet	1	1.6	0	1.6
Greene County Schools	Mosheim Elementary School	1	Elementary by 101	Toilet	1	1.6	0	1.6
Greene County Schools	Mosheim Elementary School	1	Elementary by 101	Toilet	2	3.5	2	1.28
Greene County Schools	Mosheim Elementary School	1	Elementary by 101	Toilet	1	1.6	0	1.6
Greene County Schools	Mosheim Elementary School	1	Elementary by 101	Urinal	4	1	0	1
Greene County Schools	Mosheim Elementary School	1	Elementary by 301	Faucet	3	2.2	3	0.5
Greene County Schools	Mosheim Elementary School	1	Elementary by 301	Faucet	3	2.2	3	0.5
Greene County Schools	Mosheim Elementary School	1	Elementary by 301	Toilet	4	3.5	4	1.28
Greene County Schools	Mosheim Elementary School	1	Elementary by 301	Toilet	1	1.6	0	1.6
Greene County Schools	Mosheim Elementary School	1	Elementary by 301	Toilet	3	3.5	3	1.28
Greene County Schools	Mosheim Elementary School	1	Elementary by 301	Toilet	1	1.6	0	1.6
Greene County Schools	Mosheim Elementary School	1	Elementary by 301	Urinal	4	1	0	1
Greene County Schools	Mosheim Elementary School	1	Elementary by 501	Faucet	3	2.2	3	0.5
Greene County Schools	Mosheim Elementary School	1	Elementary by 501	Toilet	4	3.5	4	1.28
Greene County Schools	Mosheim Elementary School	1	Elementary by 501	Urinal	4	0.5	0	0.5
Greene County Schools	Mosheim Elementary School	1	Elementary by 501	Faucet	3	2.2	3	0.5
Greene County Schools	Mosheim Elementary School	1	Elementary by 501	Toilet	5	3.5	5	1.28
Greene County Schools	Mosheim Elementary School	1	Elementary by cafeteria	Faucet	3	2.2	3	0.5
Greene County Schools	Mosheim Elementary School	1	Elementary by cafeteria	Faucet	3	2.2	3	0.5
Greene County Schools	Mosheim Elementary School	1	Elementary by cafeteria	Toilet	2	3.5	2	1.28
Greene County Schools	Mosheim Elementary School	1	Elementary by cafeteria	Toilet	1	3.5	1	2.4
Greene County Schools	Mosheim Elementary School	1	Elementary by cafeteria	Toilet	1	3.5	1	2.4
Greene County Schools	Mosheim Elementary School	1	Elementary by cafeteria	Toilet	5	3.5	5	1.28
Greene County Schools	Mosheim Elementary School	1	Elementary by cafeteria	Urinal	4	1	0	1
Greene County Schools	Mosheim Elementary School	1	Elementary nurses	Faucet	1	2	1	0.5
Greene County Schools	Mosheim Elementary School	1	Elementary nurses	Toilet	1	3.5	1	1.28
Greene County Schools	Mosheim Elementary School	1	Elementary offices	Faucet	1	1.5	1	0.5
Greene County Schools	Mosheim Elementary School	1	Elementary offices	Faucet	1	2.2	1	0.5

Site	Building	Floor	Room	Fixture	Existing Qty	Existing Flow	Qty to be Retrofit	Retrofit Flow
Greene County Schools	Mosheim Elementary School	1	Elementary offices	Toilet	1	3.5	1	1.28
Greene County Schools	Mosheim Elementary School	1	Elementary offices	Toilet	1	3.5	1	1.28
Greene County Schools	Mosheim Elementary School	1	Elementary offices	Urinal	1	1	0	1
Greene County Schools	Mosheim Elementary School	1	Elementary special ed	Faucet	1	0.5	0	0.5
Greene County Schools	Mosheim Elementary School	1	Elementary special ed	Faucet (Other)	1	1.5	0	1.5
Greene County Schools	Mosheim Elementary School	1	Elementary special ed	Faucet (Other)	1	2.2	1	1.5
Greene County Schools	Mosheim Elementary School	1	Elementary special ed	Shower	1	1.5	0	1.5
Greene County Schools	Mosheim Elementary School	1	Elementary special ed	Toilet	1	1.6	0	1.6
Greene County Schools	Mosheim Elementary School	1	Gym bldg	Faucet	1	2.2	1	0.5
Greene County Schools	Mosheim Elementary School	1	Gym bldg	Faucet	1	2.2	1	0.5
Greene County Schools	Mosheim Elementary School	1	Gym bldg	Toilet	1	1.6	0	1.6
Greene County Schools	Mosheim Elementary School	1	Gym bldg	Toilet	1	3.5	1	1.28
Greene County Schools	Mosheim Elementary School	1	Gym bldg	Toilet	2	3.5	2	1.28
Greene County Schools	Mosheim Elementary School	1	Gym bldg	Urinal	1	0.5	0	0.5
Greene County Schools	Mosheim Elementary School	1	Library office	Faucet (Other)	1	2.2	1	1.5
Greene County Schools	Mosheim Elementary School	1	Main Kitchen	Faucet	1	2.2	1	0.5
Greene County Schools	Mosheim Elementary School	1	Main Kitchen	Faucet (Other)	2	3	2	1.5
Greene County Schools	Mosheim Elementary School	1	Main Kitchen	Toilet	1	3.5	1	1.28
Greene County Schools	Mosheim Elementary School	1	Main office	Faucet	1	2.2	1	0.5
Greene County Schools	Mosheim Elementary School	1	Main office	Toilet	1	1.6	0	1.6
Greene County Schools	Mosheim Elementary School	1	Main office	Faucet	1	2.2	1	0.5
Greene County Schools	Mosheim Elementary School	1	Main office	Toilet	1	3.5	1	2.4
Greene County Schools	Mosheim Elementary School	1	Main office SRO	Faucet	1	2.2	1	0.5
Greene County Schools	Mosheim Elementary School	1	Main office SRO	Toilet	1	1.6	0	1.6
Greene County Schools	Mosheim Elementary School	1	Middle school 8th grade	Faucet	3	2.2	3	0.5
Greene County Schools	Mosheim Elementary School	1	Middle school 8th grade	Faucet	2	2.2	2	0.5
Greene County Schools	Mosheim Elementary School	1	Middle school 8th grade	Toilet	2	1.6	0	1.6
Greene County Schools	Mosheim Elementary School	1	Middle school 8th grade	Toilet	1	3.5	1	2.4
Greene County Schools	Mosheim Elementary School	1	Middle school 8th grade	Toilet	1	1.6	0	1.6
Greene County Schools	Mosheim Elementary School	1	Middle school 8th grade	Toilet	1	1.6	0	1.6
Greene County Schools	Mosheim Elementary School	1	Middle school 8th grade	Urinal	2	1	0	1
Greene County Schools	Mosheim Elementary School	1	Middle school by lobby	Faucet	1	2.2	1	0.5
Greene County Schools	Mosheim Elementary School	1	Middle school by lobby	Faucet	1	1.5	1	0.5
Greene County Schools	Mosheim Elementary School	1	Middle school by lobby	Faucet	3	2.2	3	0.5
Greene County Schools	Mosheim Elementary School	1	Middle school by lobby	Toilet	1	3.5	1	2.4
Greene County Schools	Mosheim Elementary School	1	Middle school by lobby	Toilet	1	1.6	0	1.6
Greene County Schools	Mosheim Elementary School	1	Middle school by lobby	Toilet	2	1.6	0	1.6
Greene County Schools	Mosheim Elementary School	1	Middle school by lobby	Toilet	1	1.6	0	1.6
Greene County Schools	Mosheim Elementary School	1	Middle school by lobby	Urinal	2	1	0	1
Greene County Schools	Mosheim Elementary School	1	Middle school concession	Faucet (Other)	1	2.2	1	1.5
Greene County Schools	Mosheim Elementary School	1	Pre k Bldg, classroom 001 & 002	Faucet	2	2.2	0	2.2
Greene County Schools	Mosheim Elementary School	1	Pre k Bldg, classroom 001 & 002	Toilet	2	3.5	2	1.28
Greene County Schools	Mosheim Elementary School	1	Pre k Bldg, classroom 004 & 003	Faucet	2	2.2	0	2.2
Greene County Schools	Mosheim Elementary School	1	Pre k Bldg, classroom 004 & 003	Toilet	2	3.5	2	1.28
Greene County Schools	Mosheim Elementary School	1	Pre k Bldg, staff	Faucet	1	2.2	1	0.5
Greene County Schools	Mosheim Elementary School	1	Pre k Bldg, staff	Toilet	1	3.5	1	1.28
Greene County Schools	Mosheim Elementary School	2	5th grade Bldg	Faucet	1	2.2	1	0.5
Greene County Schools	Mosheim Elementary School	2	5th grade Bldg	Toilet	2	3.5	2	1.28
Greene County Schools	Mosheim Elementary School	2	5th grade Bldg	Faucet	1	2.2	1	0.5
Greene County Schools	Mosheim Elementary School	2	5th grade Bldg	Toilet	1	3.5	1	1.28
Greene County Schools	Mosheim Elementary School	2	5th grade Bldg	Toilet	1	1.6	0	1.6
Greene County Schools	Mosheim Elementary School	2	5th grade Bldg	Urinal	2	0.5	0	0.5
Greene County Schools	Nolachuckey Elementary School	1	Boys gym lockers	Faucet	2	2.2	2	0.5
Greene County Schools	Nolachuckey Elementary School	1	Boys gym lockers	Shower	1	2.5	0	1.5

Site	Building	Floor	Room	Fixture	Existing Qty	Existing Flow	Qty to be Retrofit	Retrofit Flow
Greene County Schools	Nolachuckey Elementary School	1	Boys gym lockers	Shower	1	2.5	0	1.5
Greene County Schools	Nolachuckey Elementary School	1	Boys gym lockers	Toilet	1	3.5	1	1.28
Greene County Schools	Nolachuckey Elementary School	1	Boys gym lockers	Urinal	1	1.5	0	1.5
Greene County Schools	Nolachuckey Elementary School	1	Boys gym lockers	Urinal	1	1	0	1
Greene County Schools	Nolachuckey Elementary School	1	Boys in lower grades	Faucet	4	2.2	4	0.5
Greene County Schools	Nolachuckey Elementary School	1	Boys in lower grades	Toilet	1	3.5	1	1.28
Greene County Schools	Nolachuckey Elementary School	1	Boys in lower grades	Toilet	2	3.5	2	1.28
Greene County Schools	Nolachuckey Elementary School	1	Boys in lower grades	Urinal	1	1.5	0	1.5
Greene County Schools	Nolachuckey Elementary School	1	Boys in lower grades	Urinal	3	1	0	1
Greene County Schools	Nolachuckey Elementary School	1	Boys in upper grade wing	Faucet	4	2.2	4	0.5
Greene County Schools	Nolachuckey Elementary School	1	Boys in upper grade wing	Toilet	2	3.5	2	1.28
Greene County Schools	Nolachuckey Elementary School	1	Boys in upper grade wing	Toilet	1	3.5	1	2.4
Greene County Schools	Nolachuckey Elementary School	1	Boys in upper grade wing	Urinal	3	1	0	1
Greene County Schools	Nolachuckey Elementary School	1	Boys in upper grade wing	Urinal	1	1.5	0	1.5
Greene County Schools	Nolachuckey Elementary School	1	Boys outside gym	Faucet	2	2.2	2	0.5
Greene County Schools	Nolachuckey Elementary School	1	Boys outside gym	Toilet	2	3.5	2	1.28
Greene County Schools	Nolachuckey Elementary School	1	Boys outside gym	Urinal	2	1	0	1
Greene County Schools	Nolachuckey Elementary School	1	Concessions	Faucet (Other)	1	3	1	1.5
Greene County Schools	Nolachuckey Elementary School	1	Girls gym lockers	Faucet	2	2.2	2	0.5
Greene County Schools	Nolachuckey Elementary School	1	Girls gym lockers	Toilet	1	3.5	1	1.28
Greene County Schools	Nolachuckey Elementary School	1	Girls gym lockers	Toilet	1	3.5	1	1.28
Greene County Schools	Nolachuckey Elementary School	1	Girls in lower grades	Faucet	4	2.2	4	0.5
Greene County Schools	Nolachuckey Elementary School	1	Girls in lower grades	Toilet	1	3.5	1	1.28
Greene County Schools	Nolachuckey Elementary School	1	Girls in lower grades	Toilet	5	3.5	5	1.28
Greene County Schools	Nolachuckey Elementary School	1	Girls in upper grade wing	Faucet	4	2.2	4	0.5
Greene County Schools	Nolachuckey Elementary School	1	Girls in upper grade wing	Toilet	1	3.5	1	1.28
Greene County Schools	Nolachuckey Elementary School	1	Girls in upper grade wing	Toilet	5	3.5	5	1.28
Greene County Schools	Nolachuckey Elementary School	1	Girls outside gym	Faucet	2	2.2	2	0.5
Greene County Schools	Nolachuckey Elementary School	1	Girls outside gym	Toilet	3	3.5	3	1.28
Greene County Schools	Nolachuckey Elementary School	1	Hall in lower grade	Faucet (Other)	2	2.2	2	1.5
Greene County Schools	Nolachuckey Elementary School	1	Hall in upper grade	Faucet (Other)	2	2.2	0	1.5
Greene County Schools	Nolachuckey Elementary School	1	Kitchen	Faucet	1	2.2	1	0.5
Greene County Schools	Nolachuckey Elementary School	1	Kitchen	Faucet (Other)	1	2.2	1	1.5
Greene County Schools	Nolachuckey Elementary School	1	Kitchen	Toilet	1	3.5	1	1.28
Greene County Schools	Nolachuckey Elementary School	1	Main office	Faucet	1	2.2	1	0.5
Greene County Schools	Nolachuckey Elementary School	1	Main office	Toilet	1	3.5	1	1.28
Greene County Schools	Nolachuckey Elementary School	1	main office	Faucet	1	2.2	1	0.5
Greene County Schools	Nolachuckey Elementary School	1	main office	Toilet	1	3.5	1	1.28
Greene County Schools	Nolachuckey Elementary School	1	Pre k	Faucet (Other)	1	2.2	1	1.5
Greene County Schools	North Greene High School	1	Ag Bldg	Faucet	1	2.2	1	0.5
Greene County Schools	North Greene High School	1	Ag Bldg	Toilet	1	1.6	0	1.6
Greene County Schools	North Greene High School	1	Ag Bldg	Urinal	1	0.5	0	0.5
Greene County Schools	North Greene High School	1	Ag Bldg	Faucet	1	2.2	1	0.5
Greene County Schools	North Greene High School	1	Ag Bldg	Toilet	1	1.6	0	1.6
Greene County Schools	North Greene High School	1	Ag Bldg teacher's office	Faucet	1	2.2	1	0.5
Greene County Schools	North Greene High School	1	Ag Bldg teacher's office	Toilet	1	1.6	0	1.6
Greene County Schools	North Greene High School	1	Band room	Faucet	1	2.2	1	0.5
Greene County Schools	North Greene High School	1	Band room	Faucet	1	2.2	1	0.5
Greene County Schools	North Greene High School	1	Band room	Toilet	1	1.6	0	1.6
Greene County Schools	North Greene High School	1	Band room	Toilet	1	1.6	0	1.6
Greene County Schools	North Greene High School	1	Boys by classroom 12	Faucet	1	2.2	1	0.5
Greene County Schools	North Greene High School	1	Boys by classroom 12	Faucet	1	2.2	1	0.5
Greene County Schools	North Greene High School	1	Boys by classroom 12	Toilet	2	3.5	2	2.4
Greene County Schools	North Greene High School	1	Boys by classroom 12	Urinal	2	1	0	1

Site	Building	Floor	Room	Fixture	Existing Qty	Existing Flow	Qty to be Retrofit	Retrofit Flow
Greene County Schools	North Greene High School	1	By concession stand by gym	Faucet	2	1.5	2	0.5
Greene County Schools	North Greene High School	1	By concession stand by gym	Faucet	2	1.5	2	0.5
Greene County Schools	North Greene High School	1	By concession stand by gym	Toilet	2	3.5	2	2.4
Greene County Schools	North Greene High School	1	By concession stand by gym	Toilet	3	3.5	3	2.4
Greene County Schools	North Greene High School	1	By concession stand by gym	Urinal	2	1	2	0.5
Greene County Schools	North Greene High School	1	Concession by field , band	Faucet (Other)	1	2.2	1	1.5
Greene County Schools	North Greene High School	1	Concession stand by field	Faucet	4	2.2	4	0.5
Greene County Schools	North Greene High School	1	Concession stand by field	Faucet (Other)	1	2.2	1	1.5
Greene County Schools	North Greene High School	1	Concession stand by field	Toilet	2	1.6	0	1.6
Greene County Schools	North Greene High School	1	Concession stand by field	Urinal	3	0.5	0	0.5
Greene County Schools	North Greene High School	1	Concession stand by field	Faucet	4	2.2	4	0.5
Greene County Schools	North Greene High School	1	Concession stand by field	Toilet	4	1.6	0	1.6
Greene County Schools	North Greene High School	1	Concession stand by gym	Faucet (Other)	1	2.2	1	1.5
Greene County Schools	North Greene High School	1	Copy room	Faucet	1	1.5	1	0.5
Greene County Schools	North Greene High School	1	Copy room	Toilet	1	3.5	1	2.4
Greene County Schools	North Greene High School	1	Field house hallway	Faucet	1	2.2	1	0.5
Greene County Schools	North Greene High School	1	Field house hallway	Toilet	1	1.6	0	1.6
Greene County Schools	North Greene High School	1	Field house laundry	Faucet (Other)	1	2	1	1.5
Greene County Schools	North Greene High School	1	Field house, coach	Faucet	1	2.2	1	0.5
Greene County Schools	North Greene High School	1	Field house, coach	Shower	1	2.5	1	1.5
Greene County Schools	North Greene High School	1	Field house, coach	Toilet	1	1.6	0	1.6
Greene County Schools	North Greene High School	1	Field house, home team	Faucet	4	2.2	4	0.5
Greene County Schools	North Greene High School	1	Field house, home team	Shower	11	2.5	11	1.5
Greene County Schools	North Greene High School	1	Field house, home team	Toilet	3	1.6	0	1.6
Greene County Schools	North Greene High School	1	Field house, home team	Urinal	3	1	0	1
Greene County Schools	North Greene High School	1	Field house, visitors team	Faucet	2	2.2	2	0.5
Greene County Schools	North Greene High School	1	Field house, visitors team	Shower	7	2.5	7	1.5
Greene County Schools	North Greene High School	1	Field house, visitors team	Toilet	3	1.6	0	1.6
Greene County Schools	North Greene High School	1	Field house, visitors team	Urinal	2	1	0	1
Greene County Schools	North Greene High School	1	Girls by classroom 12	Faucet	2	2.2	2	0.5
Greene County Schools	North Greene High School	1	Girls by classroom 12	Toilet	2	3.5	2	2.4
Greene County Schools	North Greene High School	1	Girls by classroom 12	Toilet	1	1.6	0	1.6
Greene County Schools	North Greene High School	1	Gym lockers	Faucet	2	1.5	2	0.5
Greene County Schools	North Greene High School	1	Gym lockers	Faucet	1	1.5	1	0.5
Greene County Schools	North Greene High School	1	Gym lockers	Toilet	1	3.5	1	2.4
Greene County Schools	North Greene High School	1	Gym lockers	Toilet	1	3.5	1	2.4
Greene County Schools	North Greene High School	1	Gym lockers	Urinal	1	1	1	0.5
Greene County Schools	North Greene High School	1	Gym showers	Faucet	3	1.5	3	0.5
Greene County Schools	North Greene High School	1	Gym showers	Faucet	3	1.5	3	0.5
Greene County Schools	North Greene High School	1	Gym showers	Shower	4	2.5	4	1.5
Greene County Schools	North Greene High School	1	Gym showers	Shower	5	2.5	5	1.5
Greene County Schools	North Greene High School	1	Gym showers	Toilet	1	3.5	1	2.4
Greene County Schools	North Greene High School	1	Gym showers	Toilet	1	3.5	1	2.4
Greene County Schools	North Greene High School	1	Gym showers	Urinal	1	1	1	0.5
Greene County Schools	North Greene High School	1	Home Ec.	Faucet (Other)	3	2.2	3	1.5
Greene County Schools	North Greene High School	1	Kitchen	Faucet	1	2.2	1	0.5
Greene County Schools	North Greene High School	1	Kitchen	Faucet (Other)	1	1.5	0	1.5
Greene County Schools	North Greene High School	1	Kitchen	Toilet	1	1.6	0	1.6
Greene County Schools	North Greene High School	1	Main lobby	Faucet	1	1.5	1	0.5
Greene County Schools	North Greene High School	1	Main lobby	Toilet	1	3.5	1	2.4
Greene County Schools	North Greene High School	1	Main lobby	Urinal	2	1	2	0.5
Greene County Schools	North Greene High School	1	Main lobby	Faucet	1	1.5	1	0.5
Greene County Schools	North Greene High School	1	Main lobby	Toilet	2	3.5	2	2.4
Greene County Schools	North Greene High School	1	Main Office	Faucet	2	2.2	2	0.5

Site	Building	Floor	Room	Fixture	Existing Qty	Existing Flow	Qty to be Retrofit	Retrofit Flow
Greene County Schools	North Greene High School	1	Main Office	Toilet	1	3.5	1	2.4
Greene County Schools	North Greene High School	1	Nurse	Faucet	1	1.5	1	0.5
Greene County Schools	North Greene High School	1	Nurse	Toilet	1	3.5	1	2.4
Greene County Schools	North Greene High School	1	Office by rm 17	Faucet	1	1.5	1	0.5
Greene County Schools	North Greene High School	1	Office by rm 17	Toilet	1	3.5	1	2.4
Greene County Schools	North Greene High School	L	Boys by classroom 9	Faucet	2	2.2	2	0.5
Greene County Schools	North Greene High School	L	Boys by classroom 9	Toilet	1	3.5	1	2.4
Greene County Schools	North Greene High School	L	Boys by classroom 9	Toilet	1	1.6	0	1.6
Greene County Schools	North Greene High School	L	Boys by classroom 9	Urinal	2	1	2	0.5
Greene County Schools	North Greene High School	L	Girls by classroom 8	Faucet	2	2.2	2	0.5
Greene County Schools	North Greene High School	L	Girls by classroom 8	Toilet	3	1.6	0	1.6
Greene County Schools	Ottway Elementary School	1	119	Faucet	1	2	1	0.5
Greene County Schools	Ottway Elementary School	1	119	Toilet	1	1.6	0	1.6
Greene County Schools	Ottway Elementary School	1	120	Faucet	1	2	1	0.5
Greene County Schools	Ottway Elementary School	1	120	Toilet	1	1.6	0	1.6
Greene County Schools	Ottway Elementary School	1	Boys	Faucet	3	2	3	0.5
Greene County Schools	Ottway Elementary School	1	Boys	Toilet	3	1.6	0	1.6
Greene County Schools	Ottway Elementary School	1	Boys	Urinal	3	1.5	3	1
Greene County Schools	Ottway Elementary School	1	Boys new wing	Faucet	2	2	2	0.5
Greene County Schools	Ottway Elementary School	1	Boys new wing	Toilet	1	3.5	1	2.4
Greene County Schools	Ottway Elementary School	1	Boys new wing	Toilet	1	3.5	1	2.4
Greene County Schools	Ottway Elementary School	1	Boys new wing	Urinal	2	1	0	1
Greene County Schools	Ottway Elementary School	1	Girls	Faucet	3	2	3	0.5
Greene County Schools	Ottway Elementary School	1	Girls	Toilet	2	3.5	2	2.4
Greene County Schools	Ottway Elementary School	1	Girls	Toilet	3	1.6	0	1.6
Greene County Schools	Ottway Elementary School	1	Girls new wing	Faucet	2	2	2	0.5
Greene County Schools	Ottway Elementary School	1	Girls new wing	Toilet	4	3.5	4	2.4
Greene County Schools	Ottway Elementary School	1	Girls new wing	Toilet	1	3.5	1	2.4
Greene County Schools	Ottway Elementary School	1	Kitchen	Faucet	1	1.5	1	0.5
Greene County Schools	Ottway Elementary School	1	Kitchen	Faucet (Other)	1	2.2	1	1.5
Greene County Schools	Ottway Elementary School	1	Kitchen	Toilet	1	1.6	0	1.6
Greene County Schools	Ottway Elementary School	2	Boys	Faucet	3	2	3	0.5
Greene County Schools	Ottway Elementary School	2	Boys	Toilet	2	1.6	0	1.6
Greene County Schools	Ottway Elementary School	2	Boys	Toilet	1	3.5	1	2.4
Greene County Schools	Ottway Elementary School	2	Boys	Urinal	2	1	0	1
Greene County Schools	Ottway Elementary School	2	Girls	Faucet	4	2	4	0.5
Greene County Schools	Ottway Elementary School	2	Girls	Toilet	4	1.6	0	1.6
Greene County Schools	Ottway Elementary School	2	Nurse	Faucet	1	2	1	0.5
Greene County Schools	Ottway Elementary School	2	Nurse	Toilet	1	1.6	0	1.6
Greene County Schools	South Greene High School	1	211 class	Faucet	1	1.5	1	0.5
Greene County Schools	South Greene High School	1	211 class	Shower	1	2.5	1	1.5
Greene County Schools	South Greene High School	1	211 class	Toilet	1	1.28	0	1.28
Greene County Schools	South Greene High School	1	Ag bldg	Faucet	1	2.2	1	0.5
Greene County Schools	South Greene High School	1	Ag bldg	Faucet	1	2.2	1	0.5
Greene County Schools	South Greene High School	1	Ag bldg	Toilet	1	1.6	0	1.6
Greene County Schools	South Greene High School	1	Ag bldg	Toilet	1	3.5	1	2.4
Greene County Schools	South Greene High School	1	Ag bldg	Urinal	1	1	0	1
Greene County Schools	South Greene High School	1	Boys by cafeteria	Faucet	3	2.2	3	0.5
Greene County Schools	South Greene High School	1	Boys by cafeteria	Toilet	2	1.6	0	1.6
Greene County Schools	South Greene High School	1	Boys by cafeteria	Toilet	1	1.6	0	1.6
Greene County Schools	South Greene High School	1	Boys by cafeteria	Urinal	4	1	0	1
Greene County Schools	South Greene High School	1	Boys by cafeteria Near kitchen	Faucet	2	2.2	2	0.5
Greene County Schools	South Greene High School	1	Boys by cafeteria Near kitchen	Toilet	2	1.6	0	1.6
Greene County Schools	South Greene High School	1	Boys by cafeteria Near kitchen	Urinal	2	1	0	1

Site	Building	Floor	Room	Fixture	Existing Qty	Existing Flow	Qty to be Retrofit	Retrofit Flow
Greene County Schools	South Greene High School	1	Boys coach	Faucet	1	2	1	0.5
Greene County Schools	South Greene High School	1	Boys coach	Toilet	1	1.6	0	1.6
Greene County Schools	South Greene High School	1	Concession	Faucet (Other)	1	3	1	1.5
Greene County Schools	South Greene High School	1	Field house coach	Faucet	1	2.2	1	0.5
Greene County Schools	South Greene High School	1	Field house coach	Shower	1	2.5	1	1.5
Greene County Schools	South Greene High School	1	Field house coach	Toilet	1	1.6	0	1.6
Greene County Schools	South Greene High School	1	Field house home	Faucet	2	2.2	2	0.5
Greene County Schools	South Greene High School	1	Field house home	Shower	11	2	11	1.5
Greene County Schools	South Greene High School	1	Field house home	Toilet	1	1.6	0	1.6
Greene County Schools	South Greene High School	1	Field house home	Toilet	2	3.5	2	2.4
Greene County Schools	South Greene High School	1	Field house home	Urinal	3	1	0	1
Greene County Schools	South Greene High School	1	Field house laundry	Faucet (Other)	1	2.2	1	1.5
Greene County Schools	South Greene High School	1	Field house visitors	Faucet	2	2.2	2	0.5
Greene County Schools	South Greene High School	1	Field house visitors	Shower	5	2	5	1.5
Greene County Schools	South Greene High School	1	Field house visitors	Toilet	2	3.5	2	2.4
Greene County Schools	South Greene High School	1	Field house visitors	Toilet	1	1.6	0	1.6
Greene County Schools	South Greene High School	1	Field house visitors	Urinal	2	1	0	1
Greene County Schools	South Greene High School	1	Girls by 206	Faucet	2	2.2	2	0.5
Greene County Schools	South Greene High School	1	Girls by 206	Toilet	3	1.6	0	1.6
Greene County Schools	South Greene High School	1	Girls by cafeteria	Faucet	3	2.2	3	0.5
Greene County Schools	South Greene High School	1	Girls by cafeteria	Toilet	1	1.6	0	1.6
Greene County Schools	South Greene High School	1	Girls by cafeteria	Toilet	3	1.6	0	1.6
Greene County Schools	South Greene High School	1	Girls by cafeteria near kitchen	Faucet	2	1.5	2	0.5
Greene County Schools	South Greene High School	1	Girls by cafeteria near kitchen	Toilet	3	1.6	0	1.6
Greene County Schools	South Greene High School	1	Girls coach	Faucet	1	2.2	1	0.5
Greene County Schools	South Greene High School	1	Girls coach	Toilet	1	1.6	0	1.6
Greene County Schools	South Greene High School	1	Greenhouse classroom	Toilet	1	3.5	1	1.28
Greene County Schools	South Greene High School	1	Gym lockers, boys	Faucet	1	1.5	1	0.5
Greene County Schools	South Greene High School	1	Gym lockers, boys	Shower	4	2.5	4	1.5
Greene County Schools	South Greene High School	1	Gym lockers, boys	Toilet	2	1.6	0	1.6
Greene County Schools	South Greene High School	1	Gym lockers, boys	Urinal	1	0.5	0	0.5
Greene County Schools	South Greene High School	1	Gym lockers, girls	Faucet	2	2.2	2	0.5
Greene County Schools	South Greene High School	1	Gym lockers, girls	Shower	7	2.5	7	1.5
Greene County Schools	South Greene High School	1	Gym lockers, girls	Toilet	2	3.5	2	1.28
Greene County Schools	South Greene High School	1	Kitchen	Faucet (Other)	1	1.5	0	1.5
Greene County Schools	South Greene High School	1	Kitchen	Toilet	1	1.6	0	1.6
Greene County Schools	South Greene High School	1	Nurse	Faucet	1	2.2	1	0.5
Greene County Schools	South Greene High School	1	Nurse	Toilet	1	3.5	1	1.28
Greene County Schools	South Greene High School	1	Nurse	Faucet (Other)	1	2.2	1	1.5
Greene County Schools	South Greene High School	1	Old office	Faucet	1	2.2	1	0.5
Greene County Schools	South Greene High School	1	Old office	Toilet	1	4	1	1.28
Greene County Schools	South Greene High School	1	Old office, teacher work	Faucet	1	2.2	1	0.5
Greene County Schools	South Greene High School	1	Old office, teacher work	Toilet	1	1.6	0	1.6
Greene County Schools	South Greene High School	B	Boys	Faucet	1	1.5	1	0.5
Greene County Schools	South Greene High School	B	Boys	Faucet	1	2	1	0.5
Greene County Schools	South Greene High School	B	Boys	Toilet	1	3.5	1	2.4
Greene County Schools	South Greene High School	B	Boys	Toilet	1	1.6	0	1.6
Greene County Schools	South Greene High School	B	Boys	Urinal	2	1.5	2	1
Greene County Schools	South Greene High School	B	Girls	Faucet	2	2	2	0.5
Greene County Schools	South Greene High School	B	Girls	Toilet	1	3.5	1	2.4
Greene County Schools	South Greene High School	B	Girls	Toilet	3	3.5	3	2.4
Greene County Schools	West Greene High School	1	403, boys gym lockers	Faucet	2	2	2	0.5
Greene County Schools	West Greene High School	1	403, boys gym lockers	Shower	2	2.5	0	1.5
Greene County Schools	West Greene High School	1	403, boys gym lockers	Toilet	1	3.5	1	2.4

Site	Building	Floor	Room	Fixture	Existing Qty	Existing Flow	Qty to be Retrofit	Retrofit Flow
Greene County Schools	West Greene High School	1	403, boys gym lockers	Toilet	1	3.5	1	2.4
Greene County Schools	West Greene High School	1	403, girls gym lockers	Faucet	2	2	2	0.5
Greene County Schools	West Greene High School	1	403, girls gym lockers	Shower	2	2.5	0	1.5
Greene County Schools	West Greene High School	1	403, girls gym lockers	Toilet	1	3.5	1	2.4
Greene County Schools	West Greene High School	1	403, girls gym lockers	Toilet	1	3.5	1	2.4
Greene County Schools	West Greene High School	1	Ag Bldg	Faucet	1	2	0	0.5
Greene County Schools	West Greene High School	1	Ag Bldg	Faucet	1	1.5	0	0.5
Greene County Schools	West Greene High School	1	Ag Bldg	Faucet	1	2	1	0.5
Greene County Schools	West Greene High School	1	Ag Bldg	Toilet	2	1.6	0	1.6
Greene County Schools	West Greene High School	1	Ag Bldg	Toilet	2	1.6	0	1.6
Greene County Schools	West Greene High School	1	Ag Bldg	Toilet	1	1.6	0	1.6
Greene County Schools	West Greene High School	1	Ag Bldg	Urinal	1	1	0	1
Greene County Schools	West Greene High School	1	Boys by classroom 205	Faucet	2	1.5	2	0.5
Greene County Schools	West Greene High School	1	Boys by classroom 205	Toilet	2	3.5	2	2.4
Greene County Schools	West Greene High School	1	Boys by classroom 205	Urinal	2	1	0	1
Greene County Schools	West Greene High School	1	Boys by classroom 213	Faucet	1	2	1	0.5
Greene County Schools	West Greene High School	1	Boys by classroom 213	Faucet	1	1.5	1	0.5
Greene County Schools	West Greene High School	1	Boys by classroom 213	Toilet	1	3.5	1	2.4
Greene County Schools	West Greene High School	1	Boys by classroom 213	Urinal	2	1	0	1
Greene County Schools	West Greene High School	1	Clinic/ work room	Faucet	1	1.5	1	0.5
Greene County Schools	West Greene High School	1	Clinic/ work room	Toilet	1	1.6	0	1.6
Greene County Schools	West Greene High School	1	Clinic/ work room	Faucet	1	1.5	1	0.5
Greene County Schools	West Greene High School	1	Clinic/ work room	Toilet	1	1.6	0	1.6
Greene County Schools	West Greene High School	1	Concession by gym	Faucet (Other)	1	2	1	1.5
Greene County Schools	West Greene High School	1	Field house	Faucet	2	2	2	0.5
Greene County Schools	West Greene High School	1	Field house	Shower	11	2.5	11	1.5
Greene County Schools	West Greene High School	1	Field house	Toilet	1	3.5	1	2.4
Greene County Schools	West Greene High School	1	Field house	Urinal	3	0.5	0	0.5
Greene County Schools	West Greene High School	1	Girls by classroom 203	Faucet	2	1.5	2	0.5
Greene County Schools	West Greene High School	1	Girls by classroom 203	Toilet	3	3.5	3	2.4
Greene County Schools	West Greene High School	1	Girls by classroom 213	Faucet	2	1.5	2	0.5
Greene County Schools	West Greene High School	1	Girls by classroom 213	Toilet	3	1.6	0	1.6
Greene County Schools	West Greene High School	1	Gym bathroom	Faucet	3	2	3	0.5
Greene County Schools	West Greene High School	1	Gym bathroom	Faucet	1	1.5	1	0.5
Greene County Schools	West Greene High School	1	Gym bathroom	Toilet	2	3.5	2	2.4
Greene County Schools	West Greene High School	1	Gym bathroom	Toilet	5	3.5	5	2.4
Greene County Schools	West Greene High School	1	Gym boys	Faucet	2	2	2	0.5
Greene County Schools	West Greene High School	1	Gym boys	Toilet	3	3.5	3	2.4
Greene County Schools	West Greene High School	1	Gym boys	Urinal	4	1	0	1
Greene County Schools	West Greene High School	1	Kitchen	Faucet	1	2.2	1	0.5
Greene County Schools	West Greene High School	1	Kitchen	Faucet (Other)	2	2.2	2	1.5
Greene County Schools	West Greene High School	1	Kitchen	Toilet	1	1.28	0	1.28
Greene County Schools	West Greene High School	1	Library	Faucet (Other)	1	3	1	1.5
Greene County Schools	West Greene High School	1	Principal	Faucet	1	2.2	1	0.5
Greene County Schools	West Greene High School	1	Principal	Toilet	1	1.28	0	1.28
Greene County Schools	West Greene High School	1	Visitors boys lockers	Faucet	1	2	1	0.5
Greene County Schools	West Greene High School	1	Visitors boys lockers	Toilet	1	3.5	1	2.4
Greene County Schools	West Greene High School	1	Visitors boys lockers	Urinal	1	0.5	0	0.5
Greene County Schools	West Greene High School	1	Weight room building	Faucet	2	2	2	0.5
Greene County Schools	West Greene High School	1	Weight room building	Toilet	1	1.6	0	1.6
Greene County Schools	West Greene High School	1	Weight room building	Urinal	0	0.5	0	0.5
Greene County Schools	West Greene High School	L	Boys by 113	Faucet	3	2.2	3	0.5
Greene County Schools	West Greene High School	L	Boys by 113	Toilet	4	1.6	0	1.6
Greene County Schools	West Greene High School	L	Boys by 113	Urinal	4	1	0	1

Site	Building	Floor	Room	Fixture	Existing Qty	Existing Flow	Qty to be Retrofit	Retrofit Flow
Greene County Schools	West Greene High School	L	Boys, freshman wing	Faucet	3	2.2	3	0.5
Greene County Schools	West Greene High School	L	Boys, freshman wing	Toilet	2	3.5	2	2.4
Greene County Schools	West Greene High School	L	Boys, freshman wing	Urinal	2	1	0	1
Greene County Schools	West Greene High School	L	Girls by 113	Faucet	3	2.2	3	0.5
Greene County Schools	West Greene High School	L	Girls by 113	Toilet	5	1.6	0	1.6
Greene County Schools	West Greene High School	L	Girls, freshman wing	Faucet	3	2.2	3	0.5
Greene County Schools	West Greene High School	L	Girls, freshman wing	Toilet	6	3.5	6	2.4
Greene County Schools	West Greene High School	L	Home ec	Faucet (Other)	3	2.2	3	1.5
Greene County Schools	West Greene High School	L	Office by nurse	Faucet	1	2.2	1	0.5
Greene County Schools	West Greene High School	L	Office by nurse	Toilet	1	1.28	0	1.28

Appendix C: Plug Load Management Line by Lines

# of Berts	**93**	**143**	**6**	**7**	**1**	**2**	**30**	**9**	**4**	**2**	**297**
Total Annual Net kWh Savings	**21,931**	**7,288**	**370**	**1,764**	**250**	**687**	**57,375**	**2,284**	**1,308**	**77**	**93,311**
Device Type:	Charging Cart	Smartboard	Proj/SmBrd Combo	Copier- 110 15A	Copier-110 20A	H/C Water	Soda Vend	Snack Vend	Lrg Coffee	TV/Mon	
Watts:	37	8	10	40	40	61	320	40	56	6	
# Hours Scheduled ON per Year: BASELINE	8,760	8,760	8,760	8,760	8,760	8,760	8,760	8,760	8,760	8,760	

Admin

# of Berts	0	0	0	0	0	1	1	1	1	0	4
# Hours Scheduled ON per Year: BERT	3,132	3,132	3,132	3,132	3,132	3,132	3,132	3,132	3,132	3,132	
# Hours Scheduled OFF per Year: BERT	5,628	5,628	5,628	5,628	5,628	5,628	5,628	5,628	5,628	5,628	
Total Annual kWh Savings	00	00	00	00	00	343	1,801	225	315	00	2,685

Admin Annex

# of Berts	0	1	0	0	0	1	0	0	1	0	3
# Hours Scheduled ON per Year: BERT	3,132	3,132	3,132	3,132	3,132	3,132	3,132	3,132	3,132	3,132	
# Hours Scheduled OFF per Year: BERT	5,628	5,628	5,628	5,628	5,628	5,628	5,628	5,628	5,628	5,628	
Total Annual kWh Savings	00	45	00	00	00	343	00	00	315	00	704

Baileytown ES

# of Berts	5	7	0	0	0	0	0	0	0	0	12
# Hours Scheduled ON per Year: BERT	2,310	2,310	2,310	2,310	2,310	2,310	2,310	2,310	2,310	2,310	
# Hours Scheduled OFF per Year: BERT	6,450	6,450	6,450	6,450	6,450	6,450	6,450	6,450	6,450	6,450	
Total Annual kWh Savings	1,193	361	00	00	00	00	00	00	00	00	1,554

Camp Creek ES

# of Berts	11	6	1	1	0	0	2	2	0	0	23
# Hours Scheduled ON per Year: BERT	2,310	2,310	2,310	2,310	2,310	2,310	2,310	2,310	2,310	2,310	
# Hours Scheduled OFF per Year: BERT	6,450	6,450	6,450	6,450	6,450	6,450	6,450	6,450	6,450	6,450	
Total Annual kWh Savings	2,625	310	65	258	00	00	4,128	516	00	00	7,901

CDHS

# of Berts	6	12	0	1	0	0	6	0	1	0	26
# Hours Scheduled ON per Year: BERT	2,730	2,730	2,730	2,730	2,730	2,730	2,730	2,730	2,730	2,730	
# Hours Scheduled OFF per Year: BERT	6,030	6,030	6,030	6,030	6,030	6,030	6,030	6,030	6,030	6,030	
Total Annual kWh Savings	1,339	579	00	241	00	00	11,578	00	338	00	14,074

CDMS

# of Berts	10	10	0	3	1	0	1	1	0	0	26
# Hours Scheduled ON per Year: BERT	2,520	2,520	2,520	2,520	2,520	2,520	2,520	2,520	2,520	2,520	
# Hours Scheduled OFF per Year: BERT	6,240	6,240	6,240	6,240	6,240	6,240	6,240	6,240	6,240	6,240	
Total Annual kWh Savings	2,309	499	00	749	250	00	1,997	250	00	00	6,053

Chuckey ES

# of Berts	0	10	0	0	0	0	3	0	0	0	13
# Hours Scheduled ON per Year: BERT	2,310	2,310	2,310	2,310	2,310	2,310	2,310	2,310	2,310	2,310	
# Hours Scheduled OFF per Year: BERT	6,450	6,450	6,450	6,450	6,450	6,450	6,450	6,450	6,450	6,450	
Total Annual kWh Savings	00	516	00	00	00	00	6,192	00	00	00	6,708

Debusk ES

# of Berts	14	6	0	1	0	0	1	1	0	0	23
# Hours Scheduled ON per Year: BERT	2,310	2,310	2,310	2,310	2,310	2,310	2,310	2,310	2,310	2,310	
# Hours Scheduled OFF per Year: BERT	6,450	6,450	6,450	6,450	6,450	6,450	6,450	6,450	6,450	6,450	
Total Annual kWh Savings	3,341	310	00	258	00	00	2,084	258	00	00	6,231

Doak ES

# of Berts	1	22	1	1	0	0	0	1	0	2	28
# Hours Scheduled ON per Year: BERT	2,310	2,310	2,310	2,310	2,310	2,310	2,310	2,310	2,310	2,310	
# Hours Scheduled OFF per Year: BERT	6,450	6,450	6,450	6,450	6,450	6,450	6,450	6,450	6,450	6,450	
Total Annual kWh Savings	239	1,135	65	258	00	00	00	258	00	77	2,032

Glenwood ES

# of Berts	2	2	0	0	0	0	1	0	0	0	5
# Hours Scheduled ON per Year: BERT	2,310	2,310	2,310	2,310	2,310	2,310	2,310	2,310	2,310	2,310	
# Hours Scheduled OFF per Year: BERT	6,450	6,450	6,450	6,450	6,450	6,450	6,450	6,450	6,450	6,450	
Total Annual kWh Savings	477	103	00	00	00	00	2,064	00	00	00	2,645

Moshelm ES

# of Berts	13	24	0	0	0	0	2	1	0	0	40
# Hours Scheduled ON per Year: BERT	2,310	2,310	2,310	2,310	2,310	2,310	2,310	2,310	2,310	2,310	
# Hours Scheduled OFF per Year: BERT	6,450	6,450	6,450	6,450	6,450	6,450	6,450	6,450	6,450	6,450	
Total Annual kWh Savings	3,102	1,238	00	00	00	00	4,128	258	00	00	8,727

Nolachuckey ES

# of Berts	5	7	0	0	0	0	1	1	0	0	14
# Hours Scheduled ON per Year: BERT	2,310	2,310	2,310	2,310	2,310	2,310	2,310	2,310	2,310	2,310	
# Hours Scheduled OFF per Year: BERT	6,450	6,450	6,450	6,450	6,450	6,450	6,450	6,450	6,450	6,450	
Total Annual kWh Savings	1,193	361	00	00	00	00	2,064	258	00	00	3,876

North Greene HS

# of Berts	4	3	0	0	0	0	3	0	1	0	11
# Hours Scheduled ON per Year: BERT	2,730	2,730	2,730	2,730	2,730	2,730	2,730	2,730	2,730	2,730	
# Hours Scheduled OFF per Year: BERT	6,030	6,030	6,030	6,030	6,030	6,030	6,030	6,030	6,030	6,030	
Total Annual kWh Savings	892	145	00	00	00	00	5,769	00	338	00	7,164

Ottway ES

# of Berts	10	14	0	0	0	0	1	0	0	0	25
# Hours Scheduled ON per Year: BERT	2,310	2,310	2,310	2,310	2,310	2,310	2,310	2,310	2,310	2,310	
# Hours Scheduled OFF per Year: BERT	6,450	6,450	6,450	6,450	6,450	6,450	6,450	6,450	6,450	6,450	
Total Annual kWh Savings	2,387	722	00	00	00	00	2,064	00	00	00	5,173

South Greene HS

# of Berts	2	3	0	0	0	0	5	1	0	0	11
# Hours Scheduled ON per Year: BERT	2,730	2,730	2,730	2,730	2,730	2,730	2,730	2,730	2,730	2,730	
# Hours Scheduled OFF per Year: BERT	6,030	6,030	6,030	6,030	6,030	6,030	6,030	6,030	6,030	6,030	
Total Annual kWh Savings	440	145	00	00	00	00	9,648	241	00	00	10,480

West Greene HS

# of Berts	0	2	4	0	0	0	2	0	0	0	8
# Hours Scheduled ON per Year: BERT	2,730	2,730	2,730	2,730	2,730	2,730	2,730	2,730	2,730	2,730	
# Hours Scheduled OFF per Year: BERT	6,030	6,030	6,030	6,030	6,030	6,030	6,030	6,030	6,030	6,030	
Total Annual kWh Savings	00	96	241	00	00	00	3,859	00	00	00	4,197

McDonald ES

# of Berts	10	14	0	0	0	0	1	0	0	0	25
# Hours Scheduled ON per Year: BERT	2,310	2,310	2,310	2,310	2,310	2,310	2,310	2,310	2,310	2,310	
# Hours Scheduled OFF per Year: BERT	6450	6,450	6,450	6,450	6,450	6,450	6,450	6,450	6,450	6,450	
Total Annual kWh Savings	2387	722	0	0	0	0	0	0	0	0	5,173

ENNESSEE
RANSPORTATION
NGINEERING

COUNTY

LOPE STABILIZATION)
019 FLOOD)

F-WAY
REPAIR, AS-BUILT PLANS

F.A.H.S. NO. N/A

DOES THIS PROJECT QUALIFY FOR UTILITY CHAPTER 86	YES	NO X
WORK ZONE SIGNIFICANCE DETERMINATION	SIGNIFICANT	
PER FHWA (FORM A) PER TDOT (FORM B)	YES YES	NO X NO X

TENN.	YEAR	SHEET NO.
	2019	1
FED. AID PROJ. NO.	STP-340(9)	
STATE PROJ. NO.	30024-4214-04	

GREENE COUNTY
STATE ROUTE 340

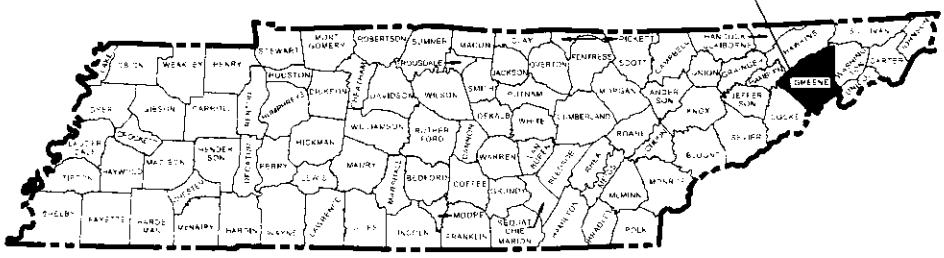

NO EXCLUSIONS

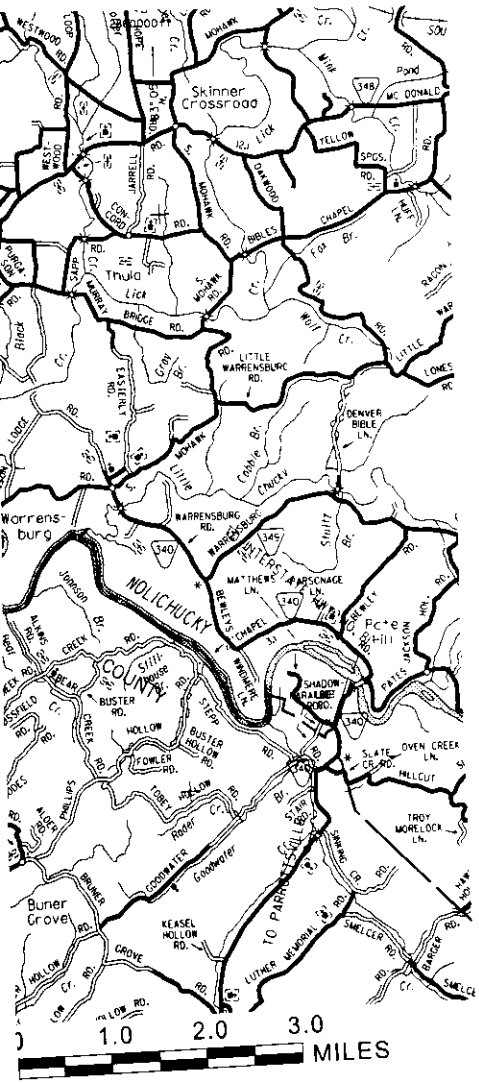

N

R.O.W.
PLANS

SEALED BY
JAMES B. MORGAN
REGISTERED ENGINEER
AGRICULTURE
COMMERCE
STATE OF TENNESSEE
08/16/2019

APPROVED: Paul D. Degges
PAUL D. DEGGES, CHIEF ENGINEER

DATE:

APPROVED: Clay Bright
CLAY BRIGHT, COMMISSIONER

0.118 MILES
0.000 MILES
0.000 MILES
0.000 MILES
0.118 MILES

SR-340

SURVEY 03-25-19	TRAFFIC DATA	
	ADT (2019)	580
	ADT (2039)	667
	DHV (2039)	75
	D	55 - 56
	T (ADT)	1 %
	T (DHV)	1 %
	V	40 MPH

COORDINATES ARE NAD 83(1995). ARE DATUM ADJUSTED BY THE FACTOR OF 1.00008 AND TIED TO THE TGRN. ALL ELEVATIONS ARE REFERENCED TO THE NAVD 1988 WITH GEOID 12B.

U.S. DEPARTMENT OF TRANSPORTATION
FEDERAL HIGHWAY ADMINISTRATION

APPROVED:

DIVISION ADMINISTRATOR DATE

STATE OF TE
DEPARTMENT OF T
BUREAU OF E

GREENE

SR-340; NEAR LM 6.52 (S
(FEBRUARY 2

RIGHT-O
EMERGENCY SLIDE
STATE HIGHWAY NO. 34

Index Of Sheets

TITLE SHEET 1
TYPICAL SECTION 2B
RIGHT-OF- WAY NOTES. UTILITY NOTES. UTILITY OWNERS AND
RIGHT-OF-WAY ACQUISITION TABLE 3
PROPERTY MAP 3A
PRESENT LAYOUT 4
RIGHT-OF-WAY DETAILS 4A
PROPOSED LAYOUT 4B

30024-4214-04
END PROJECT NO. STP-340(9) R.O.W.

STA. 112+75.00

N 664997.1312 E 2817867.2803

30024-4214-04
BEGIN PROJECT NO. STP-340(9) R.O.W.

STA. 106+50.00

N 664568.4532 E 2818276.6908

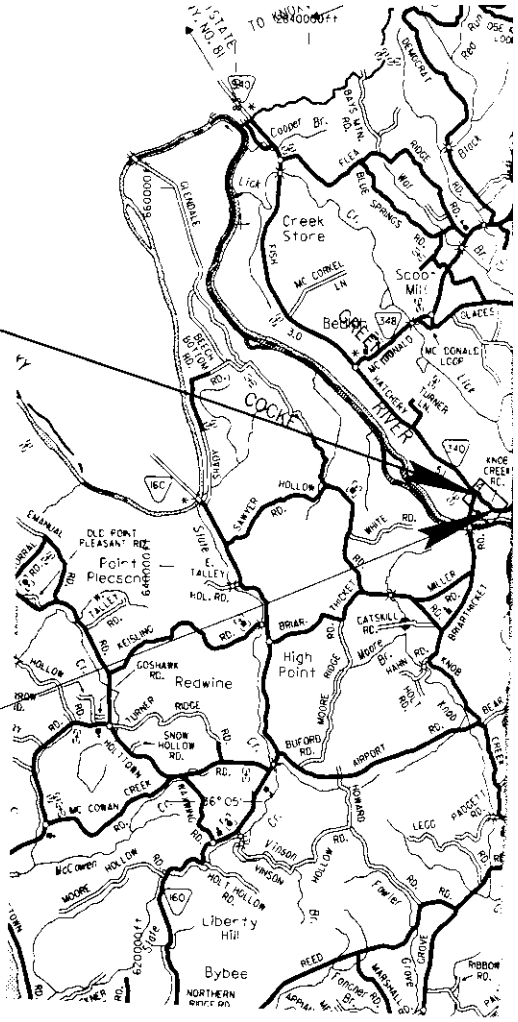

SCALE: 1"= 5280'

SPECIAL NOTES

PROPOSALS MAY BE REJECTED BY THE COMMISSIONER IF ANY OF THE UNIT PRICES CONTAINED THEREIN ARE OBVIOUSLY UNBALANCED, EITHER EXCESSIVE OR BELOW THE REASONABLE COST ANALYSIS VALUE.

THIS PROJECT TO BE CONSTRUCTED UNDER THE STANDARD SPECIFICATIONS OF THE TENNESSEE DEPARTMENT OF TRANSPORTATION DATED JANUARY 1, 2015 AND ADDITIONAL SPECIFICATIONS AND SPECIAL PROVISIONS CONTAINED IN THE PLANS AND IN THE PROPOSAL CONTRACT.

TDOT ROAD SP. SV. 2 : JAY MORGAN

DESIGNER : REGION 1 PROJECT DEVELOPMENT CHECKED BY : STEPHANIE WALLIS

P.E. NO. 30024-4213-04 (DESIGN)

PIN NO. 128669.00

R.O.W. LENGTH
ROADWAY LENGTH
BRIDGE LENGTH
BOX BRIDGE LENGT
PROJECT LENGTH

15-AUG-2019 12:25
\\tdot01nas002.tdot.state.tn.us\01Shared\SURVDES\DESIGN\PROJECTS\Greene Mud Slide SR-340 LM 6.52\001.sht

TYPE	YEAR	PROJECT NO.	SHEET NO.
R.O.W	2019	STP-340(9)	3

SR-340 GREENE COUNTY
30024-4214-04 (R.O.W)

PLANS ARE
SICALLY LOCATED THE
ERGROUND UTILITIES
S AT THE SITE. PUBLIC
IEREFORE, RELIANCE
HOWN SHOULD BE
DETAILED
I SHOULD ALSO BE
S MADE. AVAILABILITY
H THE APPROPRIATE
IENT, PER "THE
THAT WHO ENGAGES
OUND UTILITY
HAN TEN (10) WORKING
VATE AND ALSO TO
CATION BY CALLING
51-1111 AS REQUIRED

NTS WILL BE
VE. THE CONTRACTOR
RATE WITH EACH
D BY THIS CONTRACT.
NES, AND GRADES ARE
IRED TO PROVIDE
M BED GRADES, OR
ONFLICTS WITH THE
BE REQUIRED AS THE
PROJECT DIRECTED

ROTECTIVE MEASURES
DURING
IAT SPECIAL
ND THE UTILITIES, THE
EQUIPMENT. THE
FURNISHING SPECIAL
R OTHER ITEMS OF

ILL BE SOLELY
FECTED UTILITIES IN
Y RELOCATIONS
ULE OF WORK FOR
D 'AROUND' UTILITY
ITY FACILITIES MAY
ONTRACTOR'S
QUIRED BY THE
ALLED FOR IN THE
Y FOR A UTILITY
DED IN THE UNIT
E PLANS.

UTILITY OWNER OF HIS
PRIOR TO
TACT THE UTILITY
E THEIR RESPECTIVE
BE GIVEN AT LEAST
NT OF OPERATIONS
31-106.

UTILITY OWNERS

FIBER:
NEWPORT UTILITIES BOARD
P.O.BOX 519, 1419 W HWY 25/70
NEWPORT, TN 37821
CONTACT:

OFFICE PHONE:
CELL PHONE.
Email:

ELECTRIC:
GREENVILLE LIGHT & POWER SYSTEM
P.O.BOX 1690
GREENVILLE, TB 37744
CONTACT: STACY BOLTON
OFFICE PHONE: 423 636 6218
CELL PHONE 423 823 0560
Email: SBOLTON@GLPS.NET

ELECTRIC:
NEWPORT UTILITIES BOARD
P.O.BOX 519, 1419 W HWY 25/70
NEWPORT, TN 37821
CONTACT:
OFFICE PHONE:
CELL PHONE:
Email:

TELEPHONE:
AT&T
9733 PARKSIDE DRIVE
KNOXVILLE, TN 37922
CONTACT: VAUGHN JONES
OFFICE PHONE: 865 539 8579
CELL PHONE: 865 789 4714
Email: VJ0702@ATT.COM

WATER:
NEWPORT UTILITIES BOARD
P.O.BOX 519, 1419 W HWY 25/70
NEWPORT, TN 37821
CONTACT:
OFFICE PHONE:
CELL PHONE:
Email:

WATER:
OLD KNOXVILLE HIGHWAY UTILITY DISTRICT
1005 MAIN STREET
MOSHEIM, TN 37810
CONTACT: JONATHAN STEPP, JOSH STEPP, TERRI, WADDEL/GAIL LARTER
OFFICE PHONE: 423 222 1660
CELL PHONE: 423 552 6399, 423 552 4876,
Email: OKHWD@NETSCAPE.COM

SEWER:
NEWPORT UTILITIES BOARD
P.O.BOX 519, 1419 W HWY 25/70
NEWPORT, TN 37821
CONTACT:
OFFICE PHONE:
CELL PHONE:
Email:

R.O.W.
PLANS

SEALED BY

AREA TO BE ACQUIRED (ACRES)			AREA REMAINING (ACRES)		EASEMENT (ACRES)			
LEFT	RIGHT	TOTAL	LEFT	RIGHT	PERMANENT	SLOPE	CONSTRUCTION ①	AIR RIGHTS
0.259		0.259	7.110				0.446	
			~~1.246~~					
			~~0.561~~					

① NOTE: FOR WORKING ROOM AND EPSC DEVICES.

DISTURBED AREA		
IN BETWEEN SLOPE LINES	0.260	(AC)
10 FOOT WIDE STRIP (OUT SIDE SLOPE LINES)	0.050	(AC)
TOTAL DISTURBED AREA	0.310	(AC)

STATE OF TENNESSEE
DEPARTMENT OF TRANSPORTATION

RIGHT-OF-WAY NOTES, UTILITY NOTES, UTILITY OWNERS AND RIGHT-OF-WAY ACQUISITION TABLE

RIGHT-OF-WAY

(1) IT IS INTENDED THAT ALL BUILDINGS AND/OR PORTIONS OF BUILDINGS THAT ARE WITHIN THE PROPOSED RIGHT-OF-WAY AND/OR EASEMENT LINES FOR THE PROJECT BE REMOVED THERE FROM IN THE PROCESS OF RIGHT-OF-WAY ACQUISITION. IF ANY SUCH BUILDINGS OR IMPROVEMENTS ARE NOT REMOVED IN THE COURSE OF RIGHT-OF-WAY ACQUISITION, THE CIVIL ENGINEERING MANAGER 2, PROJECT DEVELOPMENT DIVISION AND THE CIVIL ENGINEERING MANAGER 1, REGIONAL PROJECT DEVELOPMENT OFFICE, ARE TO BE NOTIFIED IN SUFFICIENT TIME TO PERMIT HAVING SUCH REMOVALS DESIGNATED AS A PART OF THE CONSTRUCTION CONTRACT.

(2) ALL RAMPS MUST CONFORM TO THE DEPARTMENT'S "POLICY ON FINANCING CONSTRUCTION OF PUBLIC ROAD INTERSECTIONS AND DRIVEWAYS ON HIGHWAY RESURFACING, RECONSTRUCTION AND CONSTRUCTION PROJECTS ON NEW LOCATIONS", THE MANUAL ON RULES AND REGULATIONS FOR CONSTRUCTING DRIVEWAYS ON STATE HIGHWAY RIGHT-OF-WAY, STANDARD DRAWING RP-R-1, AND OTHER ACCEPTED DESIGN AND SAFETY STANDARDS.

(3) EXISTING PAVED DRIVEWAY PER TRACT REMAINDER WILL BE REPLACED IN KIND TO A TOUCHDOWN POINT.

(4) WHERE THE EXISTING DRIVEWAY IS UNPAVED AND THE PROPOSED DRIVEWAY EXCEEDS 7 PERCENT IN GRADE, EACH DRIVEWAY WILL BE PAVED TO A TOUCHDOWN POINT OR UNTIL THE GRADE IS LESS THAN 7 PERCENT.

(5) WHERE THE EXISTING DRIVEWAY IS UNPAVED AND THE PROPOSED DRIVEWAY IS LESS THAN 7 PERCENT IN GRADE, EACH DRIVEWAY WILL BE PAVED A SHOULDER WIDTH FROM THE EDGE OF PAVEMENT AND THE REMAINDER OF THAT DRIVEWAY REPLACED IN KIND TO A TOUCHDOWN POINT.

(6) ANY NECESSARY PAVING OF DRIVEWAYS WILL BE DONE DURING PAVING OPERATIONS ON THE MAIN ROADWAY.

(7) TRACT REMAINDERS NOT HAVING AN EXISTING DRIVEWAY WILL BE PROVIDED ONE 50-FOOT OPENING IN THE ACCESS CONTROL FENCE AND A DRIVEWAY WILL BE CONSTRUCTED UNLESS ACCESS IS PROVIDED FROM AN INTERSECTING ROAD OR BASED ON PHYSICAL CONDITIONS AND/OR CONFLICTS WITH OTHER DESIGN CONSIDERATIONS WHICH PREVENT AN ACCESS OPENING. PAVING OF THESE NEW DRIVEWAYS WILL BE IN ACCORDANCE TO THE 7 PERCENT CRITERIA PREVIOUSLY MENTIONED FOR EXISTING DRIVEWAYS.

(8) NEW DRIVEWAYS PROVIDED IN THE PLANS WILL BE PAVED BASED ON THE 7 PERCENT CRITERIA. THOSE 7 PERCENT OR STEEPER IN GRADE WILL BE PAVED AND THOSE FLATTER THAN 7 PERCENT WILL BE COVERED WITH BASE STONE.

(9) ON PROJECTS WITHOUT CURB AND GUTTER THAT ARE ON STATE ROUTES, IT WILL BE THE RESPONSIBILITY OF THE OWNER TO SECURE A PERMIT AND TO CONSTRUCT ADDITIONAL DRIVEWAYS AND FIELD ENTRANCES OTHER THAN THOSE PROVIDED IN THE PLANS.

(10) EASEMENT REQUIRED FOR THE RAILROAD CROSSING IS TO BE OBTAINED BY THE UTILITIES ENGINEER BY PROVISIONS CONTAINED IN THE CROSSING AGREEMENT NEGOTIATED WITH THE RAILROAD.

UTILITIES

(1) THE LOCATIONS OF UTILITIES SHOWN WITHIN THESE
APPROXIMATE ONLY. THE SURVEYOR HAS NOT PHY
UNDERGROUND UTILITIES. ABOVE GRADE AND UNDE
SHOWN WERE TAKEN FROM VISIBLE APPURTENANCE
RECORDS, AND/OR MAPS PREPARED BY OTHERS. TH
UPON THE TYPE, SIZE, AND LOCATION OF UTILITIES S
DONE SO WITH THIS CIRCUMSTANCE CONSIDERED.
VERIFICATION OF EXISTENCE, LOCATION, AND DEPTH
MADE PRIOR TO ANY DECISION RELATIVE THERETO I
AND COST OF SERVICE SHOULD BE CONFIRMED WITH
UTILITY COMPANY. IN TENNESSEE, IT IS A REQUIREM
UNDERGROUND UTILITY DAMAGE PREVENTION ACT"
IN EXCAVATION MUST NOTIFY ALL KNOWN UNDERGR
OWNERS. NO LESS THAN THREE (3) OR NOT MORE TH
DAYS PRIOR TO THE DATE OF THEIR INTENT TO EXCA
AVOID ANY POSSIBLE HAZARD OR CONFLICT. NOTIFIC
THE TENNESSEE ONE CALL SYSTEM, INC., AT 1-800-3
BY TCA 65-31-106 WILL BE REQUIRED."

(2) UNLESS OTHERWISE NOTED, ALL UTILITY ADJUSTME
PERFORMED BY THE UTILITY OR ITS REPRESENTATIV
AND UTILITY OWNERS WILL BE REQUIRED TO COOPE
OTHER IN ORDER TO EXPEDITE THE WORK REQUIRE
ON CONTRACTS WHERE CONSTRUCTION STAKES, LI
CONTRACT ITEMS, THE CONTRACTOR WILL BE REQU
RIGHT-OF-WAY OR SLOPE STAKES, DITCH OR STREA
OTHER ESSENTIAL SURVEY STAKING TO PREVENT C
HIGHWAY CONSTRUCTION. FREQUENTLY, THIS WILL
FIRST ITEM OF WORK AND AT ANY LOCATION ON THE
BY THE ENGINEER.

(3) THE CONTRACTOR WILL PROVIDE ALL NECESSARY P
TO SAFEGUARD EXISTING UTILITIES FROM DAMAGE
CONSTRUCTION OF THIS PROJECT. IN THE EVENT T
EQUIPMENT IS REQUIRED TO WORK OVER AND AROU
CONTRACTOR WILL BE REQUIRED TO FURNISH SUCH
COST OF PROTECTING UTILITIES FROM DAMAGE AND
EQUIPMENT WILL BE INCLUDED IN THE PRICE BID FO
CONSTRUCTION.

(4) PRIOR TO SUBMITTING HIS BID, THE CONTRACTOR W
RESPONSIBLE FOR CONTACTING OWNERS OF ALL A
ORDER TO DETERMINE THE EXTENT TO WHICH UTIL
AND/OR ADJUSTMENTS WILL HAVE UPON THE SCHE
THE PROJECT. WHILE SOME WORK MAY BE REQUIR
FACILITIES THAT WILL REMAIN IN PLACE, OTHER UTI
NEED TO BE ADJUSTED CONCURRENTLY WITH THE
OPERATIONS. ADVANCE CLEAR CUTTING MAY BE RE
ENGINEER AT ANY LOCATION WHERE CLEARING IS C
SPECIFICATIONS AND CLEAR CUTTING IS NECESSAR
RELOCATION. ANY ADDITIONAL COST WILL BE INCLU
PRICE BID FOR THE CLEARING ITEM SPECIFIED IN TH

(5) THE CONTRACTOR SHALL NOTIFY EACH INDIVIDUAL
PLAN OF OPERATION IN THE AREA OF THE UTILITIES
COMMENCING WORK. THE CONTRACTOR SHALL CO
OWNERS AND REQUEST THEM TO PROPERLY LOCAT
UTILITY ON THE GROUND. THIS NOTIFICATION SHAL
THREE (3) BUSINESS DAYS PRIOR TO COMMENCEME
AROUND THE UTILITY IN ACCORDANCE WITH TCA 65

R.O.W. ACQUISITION TABL

TRACT NO.	PROPERTY OWNERS	COUNTY RECORDS				TOTAL AREA (ACRES)		
		TAX MAP NO.	PARCEL NO.	DEED DOCUMENT REFERENCE		LEFT	RIGHT	TOTAL
				BOOK	PAGE			
1	JAYNE MARIE (PURGASON) DUBOSE AND HUSBAND, KEVIN ONEAL DUBOSE	116	004.31	470A	2307	7.369		7.369
~~2~~	~~KEVIN DUBOSE AND WIFE, JAYNE M. DUBOSE~~	~~116~~	~~004.32~~	~~498A~~	~~127~~	~~1.246~~		~~1.246~~
~~3~~	~~HARLAN SHELTON AND EDDIE SHELTON~~	~~116~~	~~004.27~~	~~455~~	~~813~~	~~6.561~~		~~6.561~~

15-AUG-2019 12:25
\\tdot01nas002.tdot.state.tn.us\01Shared\SURVDES\DESIGN\PROJECTS\Greene Mud Slide SR-340 LM 6.52\003.sht

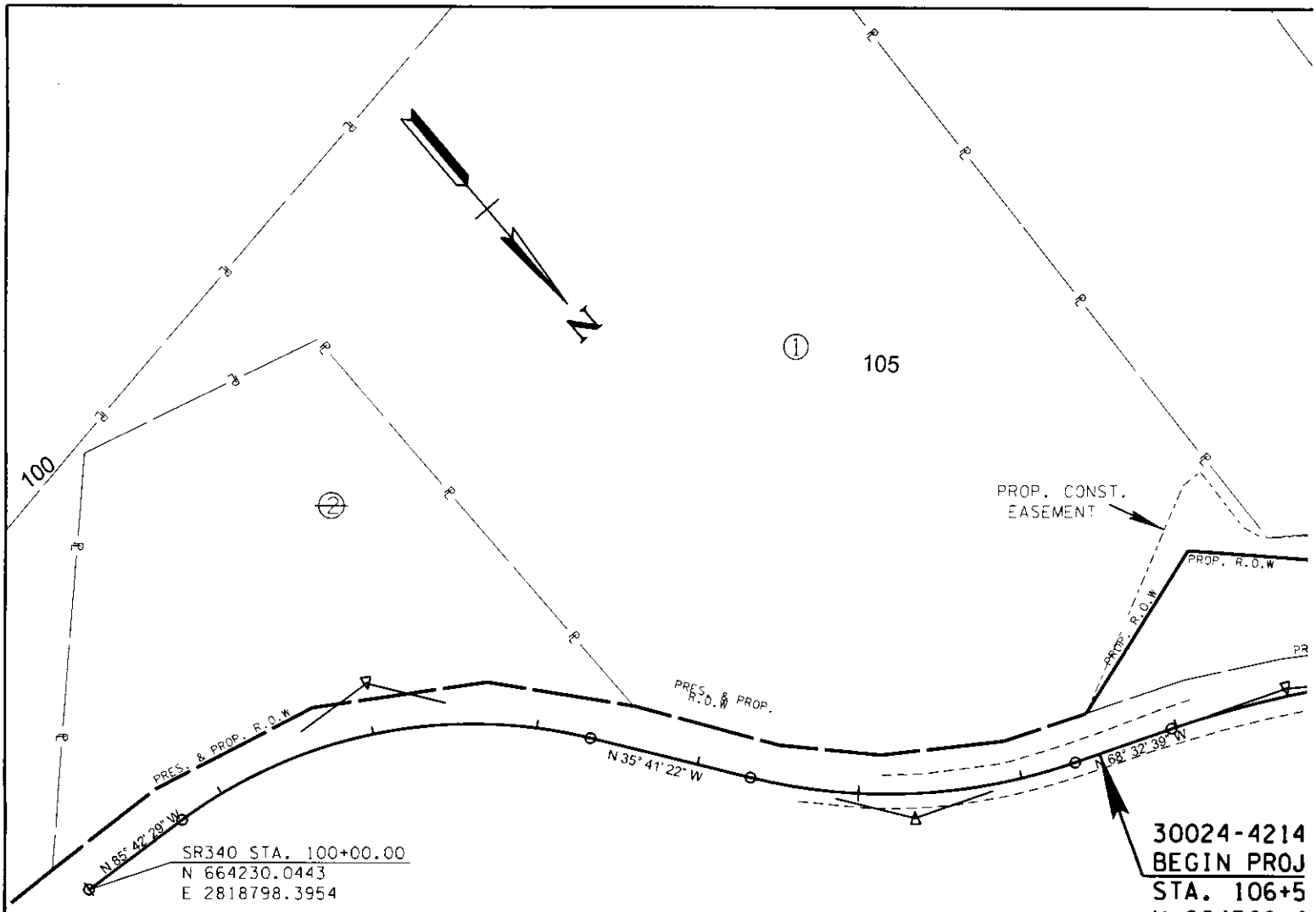

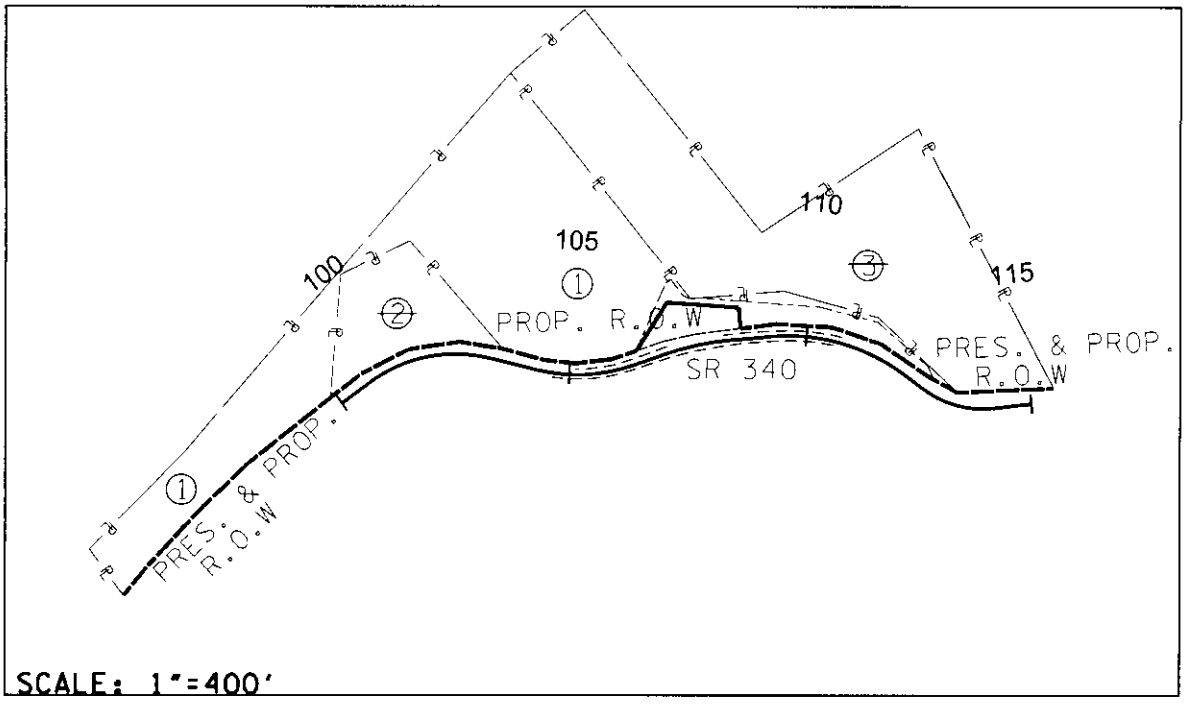

15-AUG-2019 12:26
\\tdot01nas002.tdot.state.tn.us\01Shared\SURVDES\DESIGN\PROJECTS\Greene Mud Slide SR-340 LM 6.52\003A.sht

TYPE	YEAR	PROJECT NO.	SHEET NO.
R.O.W	2019	STP-340(9)	3A

SR-340
30024-4214-04 (R.O.W)

GREENE COUNTY

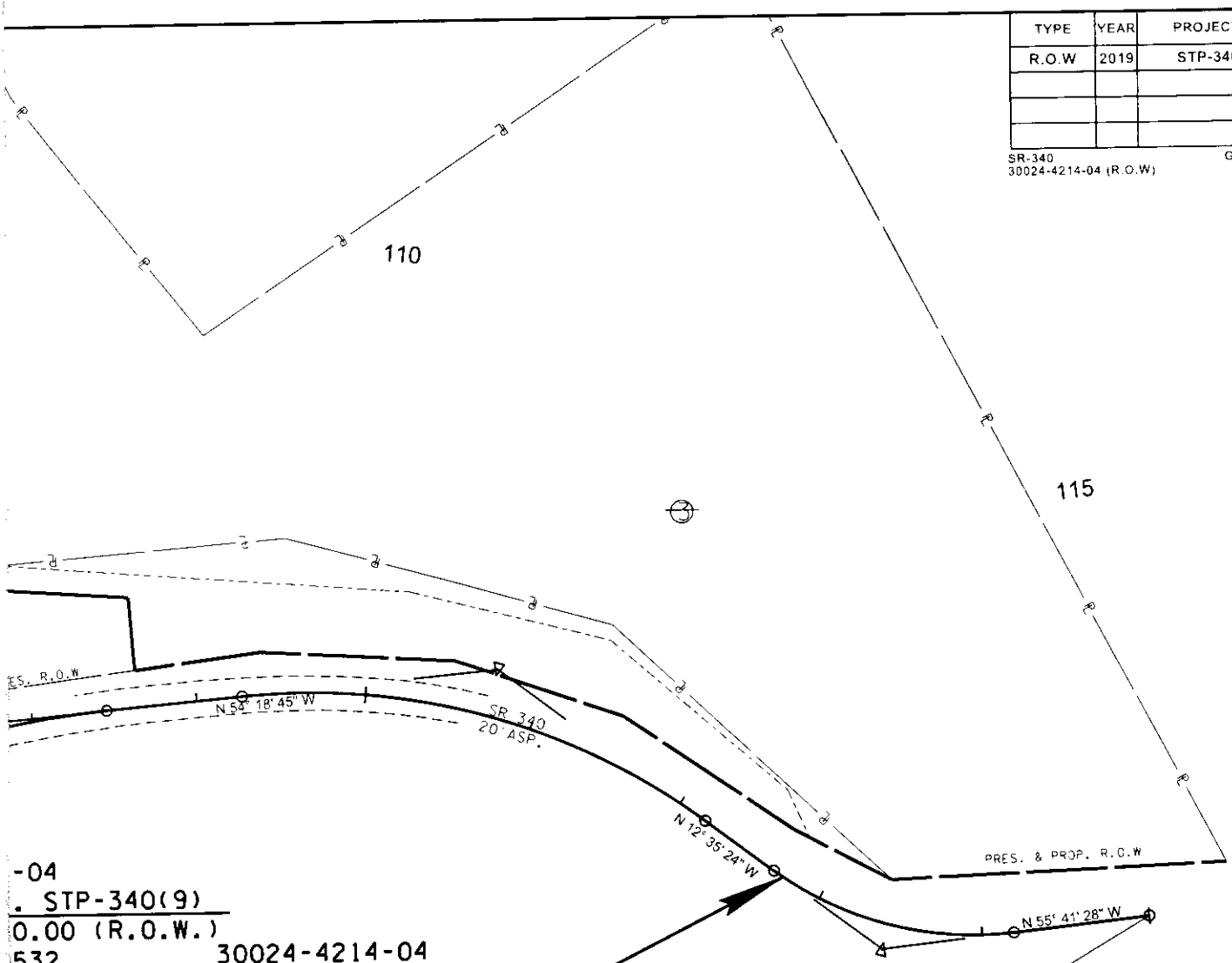

-04
. STP-340(9)
0.00 (R.O.W.)
532
6908

30024-4214-04
END PROJ. STP-340(9)
STA. 112+75.00(R.O.W)
N 664997.1312
E 2817867.2803

SR340 STA. 115+00.00
N 665158.1102
E 2817719.4075

R.O.W. PLANS

SEALED BY

COORDINATES ARE NAD 83(1995), ARE DATUM ADJUSTED BY THE FACTOR OF 1.00008 AND TIED TO THE TGRN. ALL ELEVATIONS ARE REFERENCED TO THE NAVD 1988 WITH GEOID 12B.

STATE OF TENNESSEE
DEPARTMENT OF TRANSPORTATION

PROPERTY MAP

STA. 106+50 TO STA. 112+75
SCALE: 1"= 50'

TYPE	YEAR	PROJECT NO.	SHEET NO.
R.O.W	2019	STP-340(9)	4

SR-340 GREENE COUNTY
30024-4214-04 (R.O.W)

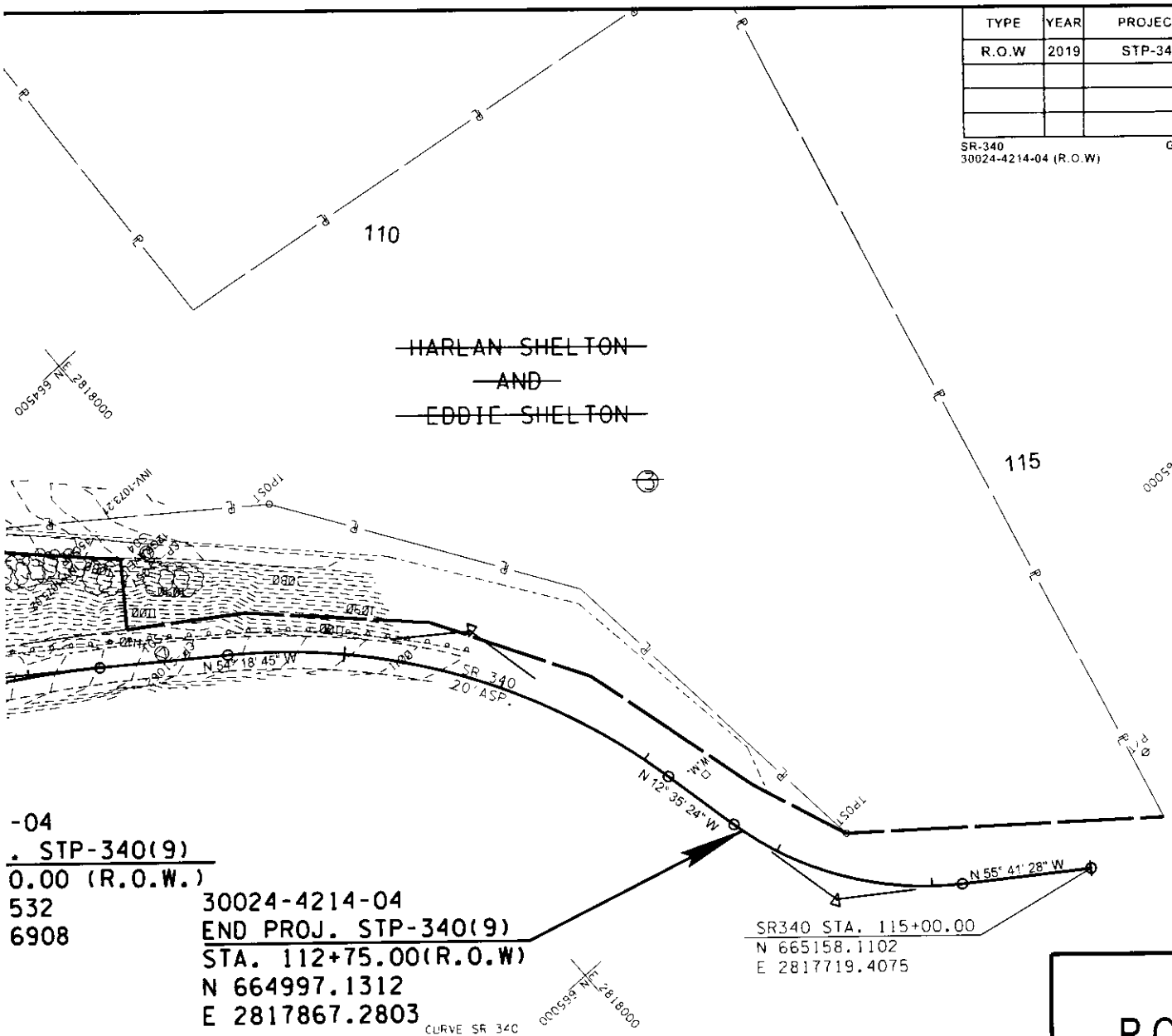

-04
. STP-340(9)
0.00 (R.O.W.)
532
6908

30024-4214-04
END PROJ. STP-340(9)
STA. 112+75.00(R.O.W)
N 664997.1312
E 2817867.2803

SR340 STA. 115+00.00
N 665158.1102
E 2817719.4075

CURVE SR 340
PI 107+71.65
N 664,612.9511
E 2,818,163.4707
Δ 14° 13' 54" (RT)
D 9° 32' 57"
R 600.00
L 149.03
T 74.90
PC 106+96.75
PT 108+45.78

CURVE SR 340
PI 110+79.24
N 664,792.8354
E 2,817,913.0150
Δ 41° 43' 21" (RT)
D 14° 19' 26"
R 400.00
L 291.28
T 152.43
PC 109+26.81
PT 112+18.09

CURVE SR 340
PI 113+47.51
N 665,067.9198
E 2,817,851.5776
Δ 43° 06' 04" (LT)
D 28° 38' 52"
R 200.00
L 150.45
T 78.99
PC 112+68.52
PT 114+18.97

R.O.W. PLANS

SEALED BY

COORDINATES ARE NAD 83(1995). ARE DATUM ADJUSTED BY THE FACTOR OF 1.00008 AND TIED TO THE TGRN. ALL ELEVATIONS ARE REFERENCED TO THE NAVD 1988 WITH GEOID 12B.

STATE OF TENNESSEE
DEPARTMENT OF TRANSPORTATION

PRESENT LAYOUT

STA. 106+50 TO STA. 112+75
SCALE: 1"= 50'

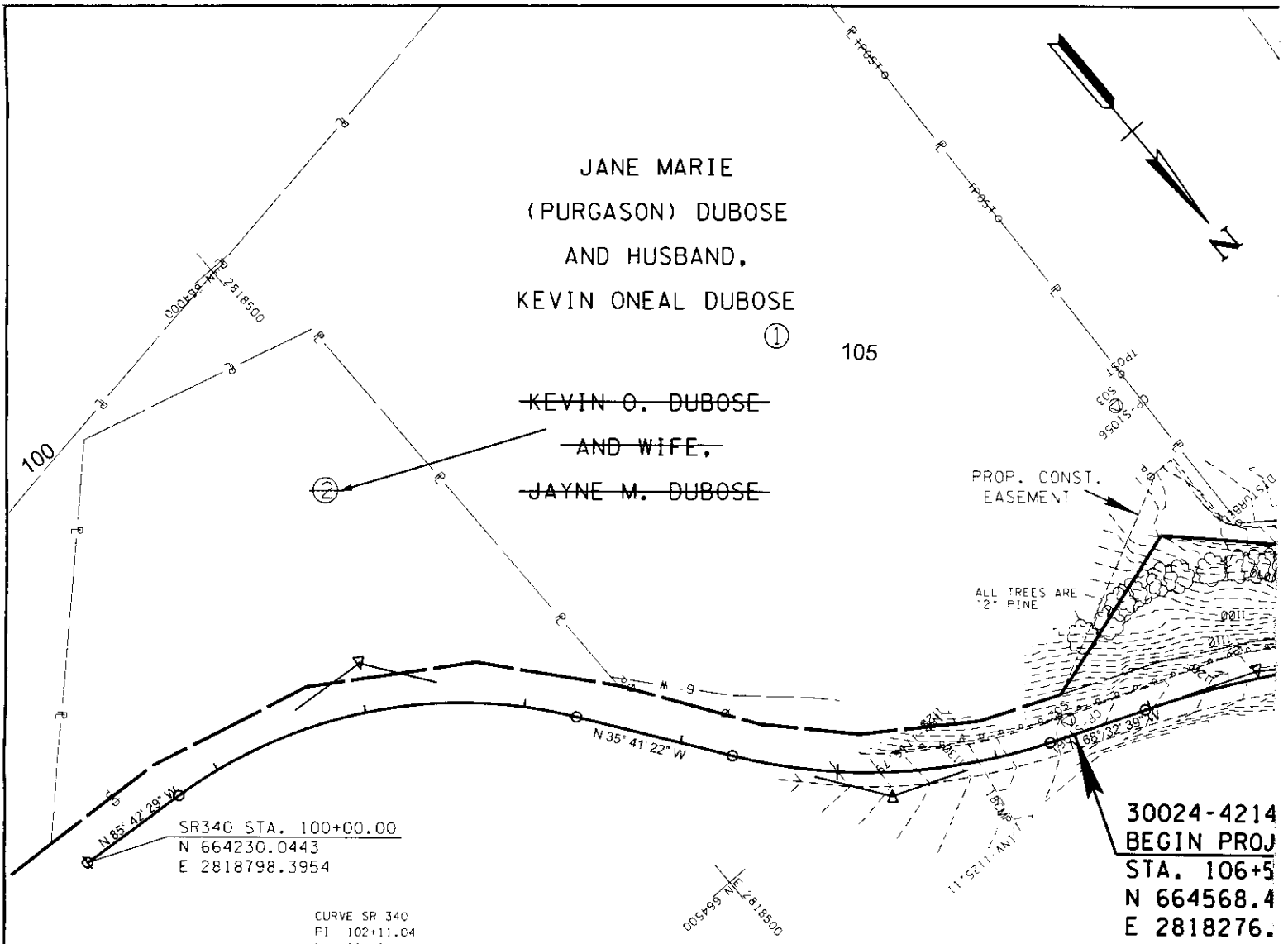

CURVE SR 340
PI 102+11.04
N 664,245.8381
E 2,818,587.9444
Δ 50° 01' 07" (RT)
D 19° 05' 55"
R 300.00
L 261.90
T 139.95
PC 100+71.09
PT 103+32.99

CURVE SR 340
PI 105+36.64
N 664,524.9062
E 2,818,387.4913
Δ 32° 51' 17" (LT)
D 16° 22' 13"
R 350.00
L 200.70
T 103.19
PC 104+33.44
PT 106+34.14

CONTROL POINTS					
POINT	NORTH	EAST	ELEV.	STATION	OFFSET
XCP-S01	664675.5920	2818067.3840	1109.1700	108+85.46	-5.18
XCP-S02	664559.2340	2818274.0190	1125.6870	106+49.11	-9.56
XCP-S03	664431.0330	2818125.5030	1082.1340	107+30.19	-184.42
XCP-S04	664622.8280	2818033.8670	1075.1100	108+81.91	-67.58

*STATIONS & OFFSETS ARE REFERENCED TO S.R. 340

N 664500
2815000

N

15-AUG-2019 12:26
\\ldot01nas002.tdot.state.tn.us\01Shared\SURVDES\DESIGN\PROJECTS\Greene Mud Slide SR-340 LM 6.52\004.sht

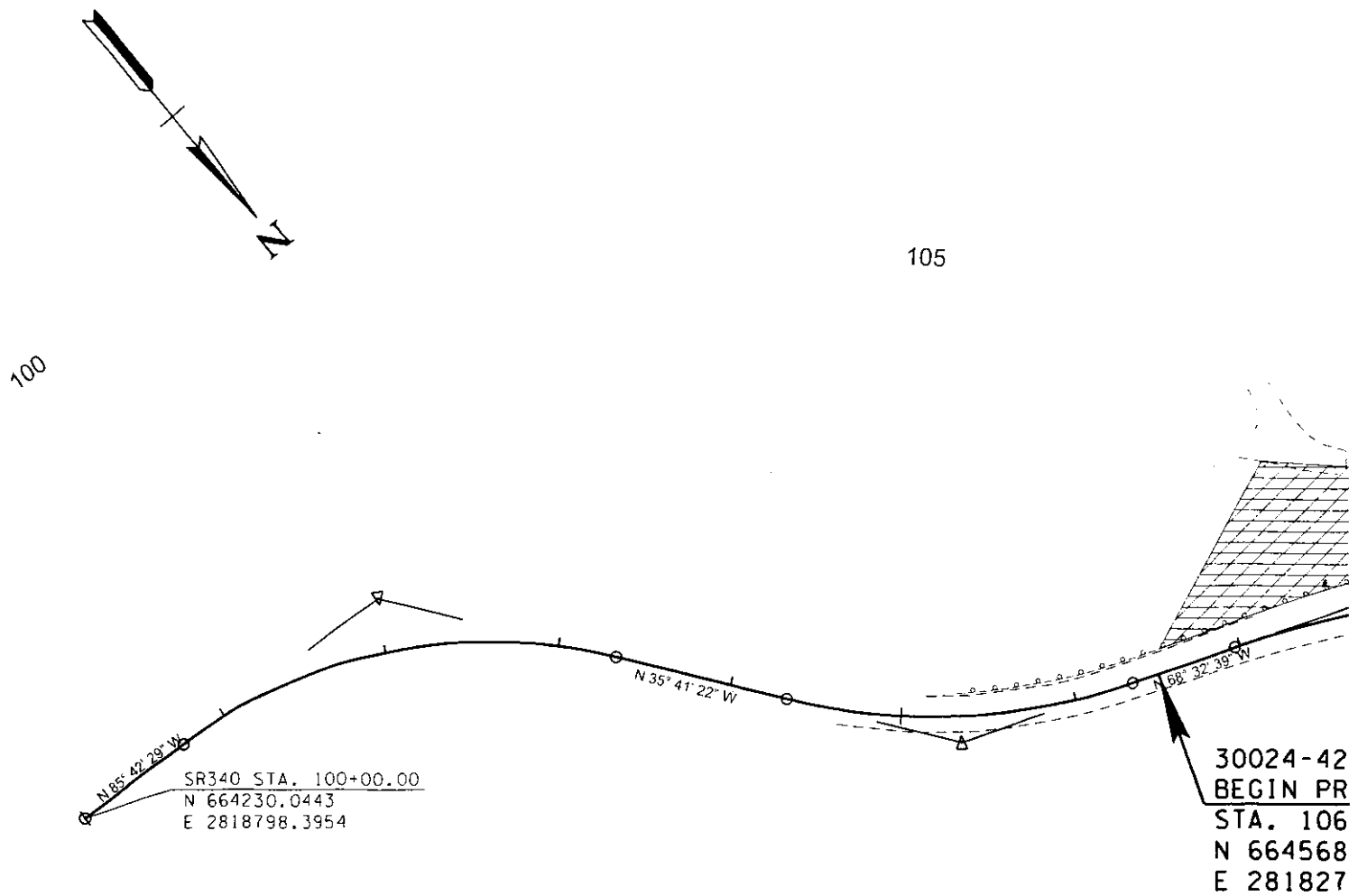

APPROXIMATE LOCATION OF ROCK BUTTRESS

NOTES:

1. AFTER AN EXISTING BUTTRESS FAILED, THE EXISTING BUTTRESS MATERIALS WERE REMO
2. 14-15 MATURE TREES HAD TO BE REMOVED TO RE-ESTABLISH THE BUTTRESS TOE AND EX TO PROVIDE AN ADEQUATE KEYWAY.
3. A ROCK BUTTRESS, APPROXIMATELY 150' LONG AND 35'-40' HIGH, WAS INSTALLED USI (LONGEST DIMENSION) DOLOSTONE ROCK BOULDERS PLACED AT THE TOE WITHIN THE EXC

15-AUG-2019 12:26
\\tdot01nas002.tdot.state.tn.us\01Shared\SURVDES\DESIGN\PROJECTS\Greene Mud Slide SR-340 LM 6.52\004B.sht

TYPE	YEAR	PROJECT NO.	SHEET NO.
R.O.W	2019	STP-340(9)	4B

SR-340 GREENE COUNTY
30024-4214-04 (R.O.W)

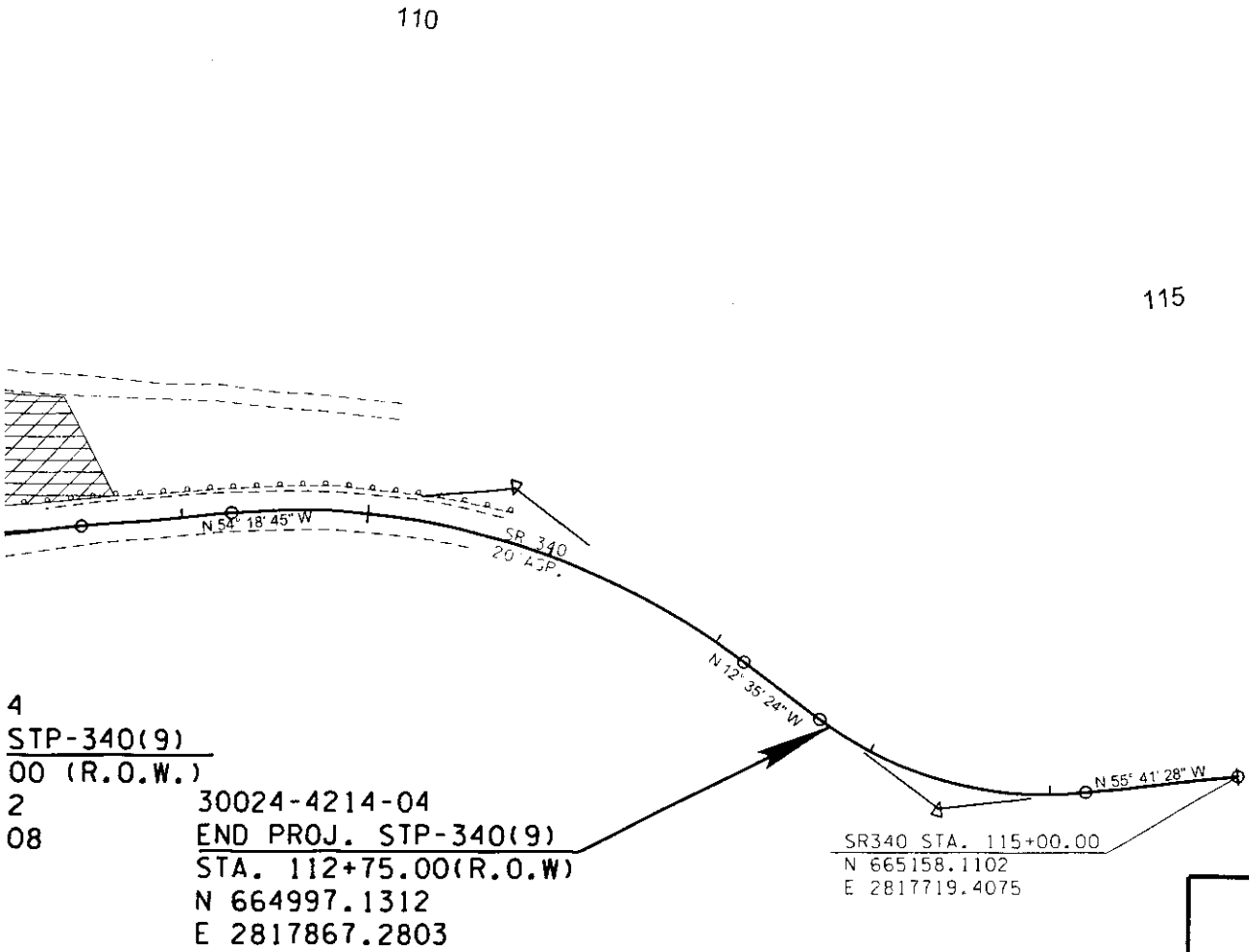

4
STP-340(9)
00 (R.O.W.)
2 30024-4214-04
08 END PROJ. STP-340(9)
STA. 112+75.00(R.O.W)
N 664997.1312
E 2817867.2803

R.O.W.

PLANS

SEALED BY

COORDINATES ARE NAD 83(1995), ARE DATUM ADJUSTED BY THE FACTOR OF 1.00008 AND TIED TO THE TGRN. ALL ELEVATIONS ARE REFERENCED TO THE NAVD 1988 WITH GEOID 12B.

STATE OF TENNESSEE
DEPARTMENT OF TRANSPORTATION

PROPOSED LAYOUT

STA. 106+50 TO STA. 112+75
SCALE: 1"= 50'

TE

'-5'
ED KEYWAY.

ADJOURNMENT

A motion was made by Commissioner Lawing and seconded by Commissioner Quillen to adjourn the meeting.

Commissioner Butch Patterson gave the Closing Prayer.

Mayor Morrison announced that the deadline for submission of resolutions for the next Commission Meeting will be Thursday, October 8, 2020 at 12:00 p.m.

The next County Commission Meeting will be Monday, October 19, 2020.

AGENDA
GREENE COUNTY LEGISLATIVE BODY
Monday, September 21, 2020
6:00 P.M.

The Greene County Commission will meet via ZOOM virtual meeting application and from the Greene County Courthouse Annex conference room on Monday, September 21, 2020 beginning at 6:00 p.m. The meeting will be hosted by a limited number of in-person attendees in the conference room with a live Facebook feed broadcast through WGRV.

- Voting will be conducted by individual voice vote. When called on to vote, the clerk will call each Commissioner by name in alphabetical order, and each Commissioner will then vote.

Call to Order
*Invocation - Commissioner Tim White
*Pledge to Flag - Commissioner Robin Quillen
*Roll Call

Public Hearing
- Molly Cooley, Northeast Regional Director of Tennessee Suicide Prevention Network
- Any constituent with a question/issue where they need to address the full commission should submit that question/issue to you (their Commissioner); and each Commissioner will be given an opportunity to have that question/issue addressed by the appropriate resource

Proclamation
- Suicide Prevention Month
- Emergency Preparedness Month

Nomination and approval of Chairman of County Legislative Body
Nomination and approval of Chairman-Pro-Tem of Legislative Body

Approval of Prior Minutes

Reports
- Veteran's Report
- Financial Report from Board of Education (reports for June & July 2020)
- Reports from Solid Waste Dept.
- Committee Minutes

Old Business

Election of Notaries

Resolutions
A. A resolution to amend the Greene County Schools budget for changes in revenues and expenditures for Fiscal Year 2020-2021 (The General Purpose School Fund)
B. A resolution to amend the 2020-2021 Fiscal Year Greene County Schools General Purpose Budget for Covid related expenditures
C. A resolution to accept the proposal of the Tennessee Department of Transportation to construct a project designated as Federal Project No. STP-340(9), State Project No. 30024-4214-04, on State Route 340 near LM. 6.52
D. A resolution requesting Federal assistance under the Emergency Water Shed Program
E. A resolution to appropriate up to $35,581 to purchase x-ray inspection system at the Courthouse for the Fiscal Year ending June 30, 2021
F. A resolution of the Greene County Legislative Body to appropriate up to $36,450 from Fund #171 - General Capital Projects to purchase a replacement vehicle for EMA for the Fiscal Year ending June 30, 2021
G. A resolution to appropriate up to $35,815 to purchase emergency radio communication equipment for Animal Control for the Fiscal Year ending June 30, 2021

H. A resolution of the Greene County Legislative Body to appropriate funds to the Election Commission to train a replacement associate for the FYE June 30, 2021
I. A resolution to appoint members to the various Greene County Committees
J. A resolution to add an extension of Roaming Drive to the official Greene County Road List (First Reading)
K. A resolution authorizing the funding of an Energy Services Contract for the Greene County Schools with Schneider Electric Buildings Americas, Inc. ("ESCO")

Other Business

Adjournment
Closing Prayer - Commissioner Butch Patterson

**** Deadline for submission of resolutions for the next Commission meeting will be Thursday, October 8th at 12:00 pm ****

THE NEXT COUNTY COMMISSION MEETING WILL BE MONDAY, OCTOBER 19, 2020