

AGENDA
GREENE COUNTY LEGISLATIVE BODY

Monday, December 19, 2016

6:00 P.M.

The Greene County Commission will meet at the Greene County Courthouse on Monday, December 19, 2016 beginning at 6:00 p.m. in the Criminal Courtroom (Top Floor) in the Courthouse.

Call to Order

- *Invocation - Commissioner Brad Peters
- *Pledge to Flag - Boy Scout Troop 93
- *Roll Call

Public Hearing

- Mark Mamantov
- Civil Air Patrol
- Joel Hausser

Approval of Prior Minutes

Reports

- Reports from Solid Waste Dept.
- Committee minutes

Election of Notaries

Old Business

Resolutions

- A. A resolution requiring all proceeds from the sale of surplus and/or salvage property be allocated as follows: ___% of the proceeds shall be placed into the General Debt Service Fund and ___% of the proceeds be placed into the General Fund
- B. A resolution to request that our elected Representatives in the Tennessee General Assembly as well as the State Senate and House leadership sponsor and support legislation to allow the sale of hot mix asphalt from county asphalt plants to municipalities, public utilities, and boards of education within said county
- C. A resolution to budget donations totaling \$125 from the community to the Greene County EMS Department for office supplies for FYE June 30, 2017

Other Business

- Repair of Courthouse steps update
- Purchase of State Surplus vehicle for Building, Planning & Zoning
- Appointment of Tanya Kuykendall to the Cross Anchor Utility District

Adjournment

Closing Prayer - Commissioner Wade McAmis

REGULAR COUNTY COMMITTEE MEETINGS


DECEMBER2016			
WEDNESDAY, DEC 7	1:00 P.M.	BUDGET & FINANCE	ANNEX
TUESDAY, DEC 13	8:00 – 10:00 A.M.	COUNTY EMPLOYEE BREAKFAST	FIRST BAPTIST CHURCH
TUESDAY, DEC 13	1:00 P.M.	PLANNING	ANNEX
WEDNESDAY, DEC 14	2:00pm – 4:00pm	CONGRESSMAN ROE'S OFFICE REPRESENTATIVE	ANNEX
MONDAY, DEC 19	6:00 P.M.	COUNTY COMMISSION MEETING	COURTHOUSE
FRIDAY, DEC 23		CHRISTMAS HOLIDAY	ALL OFFICES CLOSED
SATURDAY, DEC 24		COUNTY CLERK'S OFFICE IS CLOSED FOR HOLIDAY	COUNTY CLERK'S OFFICE IS CLOSED FOR HOLIDAY
MONDAY, DEC 26		CHRISTMAS HOLIDAY	ALL OFFICES CLOSED
TUESDAY, DEC 27	8:30 A.M.	INSURANCE COMMITTEE	ANNEX
TUESDAY, DEC 27	9:00 A.M.	AIRPORT AUTHORITY	TOWN HALL
TUESDAY, DEC 27	2:00 P.M.	WELLNESS COMMITTEE	ANNEX
TUESDAY, DEC 27	6:00 P.M.	HIGHWAY COMMITTEE (IF NEEDED)	HIGHWAY DEPT
WEDNESDAY, DEC 28	8:30 A.M.	ZONING APPEALS (IF NEEDED)	ANNEX
SATURDAY, DECEMBER 31		COUNTY CLERK'S OFFICE IS CLOSED FOR HOLIDAY	COUNTY CLERK'S OFFICE IS CLOSED FOR HOLIDAY
JANUARY2017			
MONDAY, JAN 2		NEW YEAR'S HOLIDAY	ALL OFFICES CLOSED
WEDNESDAY, JAN 4	1:00 P.M.	BUDGET & FINANCE	ANNEX
TUESDAY, JAN 10	8:00 A.M.	RANGE	T.B.D.
TUESDAY, JAN 10	1:00 P.M.	PLANNING	ANNEX
WEDNESDAY, JAN 11	2:00pm – 4:00pm	CONGRESSMAN ROE'S OFFICE REPRESENTATIVE	ANNEX (CLERK'S ROOM)
SATURDAY, JAN 14		COUNTY CLERK'S OFFICE IS CLOSED FOR HOLIDAY	COUNTY CLERK'S OFFICE IS CLOSED FOR HOLIDAY
MONDAY, JAN 16		MARTIN LUTHER KING JR DAY – HOLIDAY	ALL OFFICES CLOSED
TUESDAY, JAN 17	6:00 P.M.	COUNTY COMMISSION MEETING	COURTHOUSE
WEDNESDAY, JAN 18	3:00 P.M.	ANIMAL CONTROL	ANNEX
MONDAY, JAN 23	6:00 P.M.	HIGHWAY COMMITTEE (IF NEEDED)	HIGHWAY DEPT
TUESDAY, JAN 24	8:30 A.M.	INSURANCE COMMITTEE	ANNEX
WEDNESDAY, JAN 25	8:30 A.M.	ZONING APPEALS (IF NEEDED)	ANNEX

****THIS CALENDAR IS SUBJECT TO CHANGE****

2016 GREENE COUNTY SOLID WASTE ANNUAL REPORT

MONTH	TONS	LOADS	MILES	MAN HRS	SUPV HRS
JANUARY	1218.36	228	16927	1503	336
FEBRUARY	1484.23	277	18064	1402	336
MARCH	1655.93	303	19719	1431.75	368
1ST QUARTER	4358.52	808	54710	4336.75	1040
APRIL	1502.63	292	18377	1501	352
MAY	1660.62	288	19187	1373.75	368
JUNE	1557.82	288	19429	1364.5	352
2ND QUARTER	4721.07	868	56993	4239.25	1072
JULY	1543.77	278	17823	1332	336
AUGUST	1688.71	301	20970	1465.25	368
SEPTEMBER	1535.51	283	19824	1365	352
3RD QUARTER	4767.99	862	58617	4162.25	1056
OCTOBER	1512.87	285	17011	1422	336
NOVEMBER	1535.16	278	17578	1498.75	336
DECEMBER					
4TH QUARTER	3048.03	563	34589	2920.75	672
ANNUAL TOTALS	16895.61	3101	204909	15659	3840

RESPECTFULLY SUBMITTED



GREENE CO. SOLID WASTE RECYCLING REVENUES

	F/Y 01-02	F/Y 02-03	F/Y 03-04	F/Y 04-05	F/Y 05-06	F/Y 06-07	F/Y 07-08	F/Y 08-09	F/Y 09-10	F/Y 10-11
JULY	\$ 1,246.25	\$ 2,955.08	\$ 2,923.55	\$ 4,336.85	\$ 4,812.00	\$ 6,774.20	\$ 9,559.69	\$ 13,948.80	\$ 12,514.58	\$ 12,514.26
AUG	\$ 3,057.73	\$ 2,003.13	\$ 2,527.18	\$ 5,537.34	\$ 5,794.02	\$ 7,397.81	\$ 8,799.31	\$ 11,237.30	\$ 12,624.08	\$ 13,165.92
SEPT	\$ 1,859.98	\$ 1,939.68	\$ 3,560.36	\$ 5,062.22	\$ 5,541.67	\$ 6,803.98	\$ 7,827.01	\$ 10,910.40	\$ 11,639.48	\$ 11,207.06
OCT.	\$ 1,459.79	\$ 2,420.25	\$ 4,064.38	\$ 4,602.77	\$ 5,787.17	\$ 6,596.01	\$ 9,719.87	\$ 7,399.69	\$ 9,063.30	\$ 13,173.71
NOV.	\$ 2,019.03	\$ 1,610.80	\$ 3,082.45	\$ 5,150.10	\$ 6,408.59	\$ 5,760.62	\$ 8,216.19	\$ 2,800.05	\$ 8,750.00	\$ 10,869.24
DEC.	\$ 1,144.13	\$ 2,423.61	\$ 2,005.00	\$ 3,726.92	\$ 4,544.30	\$ 5,991.52	\$ 7,608.16	\$ 5,448.30	\$ 10,455.61	\$ 9,751.54
JAN.	\$ 1,177.37	\$ 1,835.89	\$ 1,725.80	\$ 4,980.72	\$ 4,889.02	\$ 6,065.85	\$ 9,087.82	\$ 3,974.63	\$ 8,696.00	\$ 8,356.65
FEB.	\$ 1,442.86	\$ 1,937.22	\$ 1,904.65	\$ 3,348.52	\$ 3,960.95	\$ 4,499.88	\$ 8,899.37	\$ 4,587.26	\$ 7,308.92	\$ 10,058.92
MAR	\$ 1,347.13	\$ 3,340.53	\$ 5,321.99	\$ 5,749.72	\$ 8,560.03	\$ 10,192.12	\$ 10,722.34	\$ 9,294.10	\$ 17,295.24	\$ 17,072.40
APR.	\$ 2,779.19	\$ 3,070.30	\$ 5,482.85	\$ 6,351.42	\$ 7,268.54	\$ 9,046.65	\$ 14,808.55	\$ 7,433.05	\$ 15,866.88	\$ 13,733.70
MAY	\$ 2,467.74	\$ 2,747.05	\$ 3,314.05	\$ 5,130.77	\$ 7,353.42	\$ 9,425.86	\$ 12,482.60	\$ 8,700.12	\$ 12,852.98	\$ 17,257.47
JUN.	\$ 2,037.06	\$ 2,823.70	\$ 3,725.25	\$ 5,291.34	\$ 8,803.17	\$ 9,596.54	\$ 13,354.38	\$ 14,578.72	\$ 13,999.58	\$ 21,288.89
TOTALS	\$ 22,038.26	\$ 29,107.24	\$ 39,637.51	\$ 59,268.69	\$ 73,722.88	\$ 88,151.04	\$ 121,085.29	\$ 100,312.42	\$ 141,066.65	\$ 158,449.76
+ or -		\$ 7,068.98	\$ 10,530.27	\$ 19,631.18	\$ 14,454.19	\$ 14,428.16	\$ 32,934.25	\$ (20,772.87)	\$ 40,754.23	\$ 17,383.11
JULY	F/Y 11-12	F/Y 12-13	F/Y 13-14	F/Y 14-15	F/Y 15-16	F/Y 16-17	F/Y 17-18			
AUG.	\$14,053.22	\$12,918.52	\$ 12,594.88	\$ 12,985.95	\$ 12,122.40	\$8,553.17				
SEPT.	\$17,047.10	\$11,200.00	\$ 13,480.47	\$ 12,717.90	\$ 8,539.30	\$9,097.00				
OCT.	\$13,384.30	\$9,697.74	\$ 8,967.55	\$ 10,358.66	\$ 7,913.55	\$9,676.00				
NOV.	\$14,994.80	\$8,293.05	\$ 11,604.96	\$ 8,481.24	\$ 6,486.84	8031.73				
DEC.	\$12,799.45	\$9,946.43	\$ 8,875.43	\$ 6,280.25	\$ 7,857.00					
JAN.	\$12,539.80	\$7,430.86	\$ 7,265.10	\$ 6,547.96	\$ 4,911.52					
FEB,	\$10,615.38	\$8,292.15	\$ 5,679.60	\$ 4,684.04	\$ 4,073.94					
MAR.	\$8,951.61	\$5,814.54	\$ 3,834.35	\$ 2,820.56	\$ 4,787.45					
APR.	\$14,741.05	\$8,714.98	\$ 11,318.40	\$ 4,945.30	\$ 8,823.57					
MAY	\$14,047.37	\$11,873.97	\$ 12,070.81	\$ 7,862.69	\$ 9,564.07					
JUN	\$15,928.89	\$9,612.91	\$ 9,689.90	\$ 4,501.91	\$ 10,538.16					
TOTALS	\$12,918.52	\$11,293.10	\$ 10,313.59	\$ 751.41	\$ 10,367.10					
+ or -	\$3,571.73	(\$46,933.24)	\$606.79	(\$32,757.17)	\$13,047.03	\$35,357.90				

RESPECTFULLY SUBMITTED



2016 GREENE COUNTY SOLID WASTE RECYCLING REPORT

	FOUNDRY METAL	OMNI METAL	TIRE COUNT	TIRE TONS	CARD BOARD	NEWS PAPERS	BATTERYS 45 LBS EA.	ALUMINUM	PLASTIC	USED OIL 7.62 GAL	BUSINESS PICK-UPS	ELECTRONIC WASTE	FENCE WIRE
JANUARY	1,840	26,940	1889	22.54	33900	39680			8220		392	7240	
FEBRUARY	1810	26280	1792	21.79	37960	35660			13800		464		
MARCH	990	75,300	2386	32.75	68660	34800		1210	14360		539		4680
APRIL	1310	104520	1756	23.93	35560	16660			11100		496		
MAY		68440	1644	20.22	32820	35140	7520	1300	14620		542		4200
JUNE	102020		1903	12.91	31620	46140		1305	9500		582		
JULY	71390		1753	21.45	71960	30420			12200		548	8950	4140
AUGUST	90010		3786	45.7	38660	33440		1150	14640		587		
SEPTEMBER	79820		1928	23.53	34220	31360	4660	1390	11890		540		
OCTOBER	75947		2452	31.77	49480	34300			12800		537		4710
NOVEMBER	69170		2350	28.95		32500			15760		492		
DECEMBER													
TOTALS LBS	494307	301480			434840	370100	12180	6355	138890			16190	17730
TOTAL GALS										0			
TOTAL NO.			23639								5719		
TOTAL TONS				285.54									

RESPECTFULLY SUBMITTED



TOTAL TON PER YEAR

YEAR	1994	1995	1996	1997	1998	1999	2000	2001	2002	2003	2004	2005
JAN.	1302.99	1348.7	1284.87	1274.31	1192.17	1186.03	1235.02	1351.68	1453.9	1304.04	1444.57	1480.66
FEB.	1362.64	1215.87	1095.14	1184.16	1175.08	1082.92	1284.26	1236.78	1229.76	1273.28	1279.29	1362.54
MAR.	1644.36	1581.45	1212.05	1459.54	1359.39	1329.46	1404.57	1320.39	1388.5	1648.11	1728.5	1589
APR.	1779.78	1406.82	1499.44	1340	1409.24	1323.67	1271.94	1472.32	1625.64	1491.02	1561.43	1530.6
MAY	1676.83	1637	1353.26	1375.92	1367.51	1333.56	1636.36	1524.81	1561.08	1511.18	1451.14	1709.81
JUNE	1548.59	1473.59	1273.48	1337.76	1489.74	1298.41	1355.21	1372.66	1322.69	1500.06	1760.12	1576.47
JULY	1592.5	1388.76	1538.55	1378.08	1483.41	1403.55	1500.86	1602.6	1623.13	1601.72	1611.42	1580.44
AUG.	1884.19	1516.38	1404.67	1269.73	1423.7	1418.47	1451.99	1636.72	1447.48	1520.78	1574.42	1825.23
SEPT.	1794.16	1360.76	1302.5	1367.07	1292.81	1229.13	1306.47	1334.31	1464.03	1575.1	1509.14	1475.84
OCT.	1640.44	1388.12	1264.74	1300.42	1204.19	1237.55	1417.58	1471.45	1470.34	1477.7	1466.79	1510.09
NOV	1467.61	1282.41	1170.05	1102.37	1144.42	1317.05	1308.45	1382.31	1370.16	1340.74	1622.22	1534.65
DEC.	1449.36	1221.66	1386.71	1412.12	1307.99	1265.42	1217.55	1422.72	1622.27	1650.64	1485.01	1463.63
TOTALS	19143.5	16821.5	15785.46	15801.48	15849.65	15425.22	16390.26	17128.75	17578.98	17894.4	18494.1	18639
INC/DEC YEAR	2006	2007	2008	2009	2010	2011	2012	2013	2014	2015	2016	2017
JAN	1671.59	1592.9	1510.56	1411.2	1318.01	1426.29	1502.39	1477.64	1268.01	1372.21	1218.36	
FEB	1310.7	1291.25	1407.25	1335.2	1203.19	1349.37	1369.87	1279.52	1322.03	993.25	1484.23	
MAR	1652.9	1587.7	1631.55	1591.86	1654.33	1624.23	1558.28	1318.91	1437.38	1676.69	1655.93	
APR	1574.3	1599.4	1642.17	1554.72	1637.95	1543.09	1533.54	1754.96	1497.76	1493.74	1502.63	
MAY	1799.1	1660.71	1591.6	1563.18	1461	1674	1611.83	1588.53	1513.15	1531.94	1660.62	
JUNE	1619.8	1567.79	1536.92	1666.49	1671.3	1666.9	1430.61	1432.49	1467.25	1567.74	1557.82	
JULY	1641.85	1762.78	1638.3	1733.26	1618.47	1565.53	1689.65	1723.79	1619.64	1550.89	1543.77	
AUG	1737.5	1653.7	1518.1	1642.1	1664.7	1717.52	1582.07	1544.82	1485.84	1523.57	1688.71	
SEPT	1595.68	1427.8	1633.07	1547.15	1566.26	1526.99	1373.89	1491.61	1502.65	1443.91	1535.51	
OCT	1647.18	1691.8	1473.17	1502.79	1478.76	1472.19	1576.89	1464.57	1486.05	1443.52	1512.87	
NOV	1600.78	1535.35	1288.52	1546.17	1596.78	1551.89	1440.47	1298.28	1211.1	1497.7	1535.16	
DEC	1506.5	1622.56	1719.3	1584.7	1364.97	1475.27	1437.4	1608.71	1592.08	1634.3		
TOTAL	19357.9	18993.7	18590.51	18678.82	18235.72	18593.27	18106.89	17983.83	17402.94	17729.5	16895.6	
INC/DEC	718.94	-364.14	-286.23	-28.69	-443.1	357.55	-486.38	-123.06	-580.89	326.56		

GCSW 2015-2016 REVENUES

	METAL	C.W.T.	REVENUE	OCC	REVENUE	REVENUE	O.N.P.	REVENUE	REVENUE	REVENUE	BUSINESS	BUSINESS	
	FOUNDRY			WGT	TON		W.G.T.	TON			EMPTIED	@	REVENUE
JULY	71390	\$ 6.00	\$4,283.40	71960	\$ 100.00	\$ 3,598.00	30420	\$ 0.018	\$ 547.57		548	\$27.50	\$ 15,070.00
AUGUST	90010	\$ 6.00	\$5,400.60	38660	\$ 110.00	\$ 2,126.30	33440	\$ 0.018	\$ 627.00		587	\$27.50	\$ 16,142.50
SEPT.	79820	\$ 6.00	\$4,789.20	34220	\$ 110.00	\$ 1,662.10	31360	\$ 0.018	\$ 588.00		540	\$27.50	\$ 14,850.00
OCT	79720	\$ 5.50	\$4,384.60	49480	\$ 110.00	\$ 2,721.40	34300	\$ 0.018	\$ 643.13		537	\$27.50	\$ 14,767.50
NOV	69170						32500				492	\$27.50	\$ 13,530.00
DEC												\$27.50	
JAN												\$27.50	
FEB												\$27.50	
MAR												\$27.50	
APR												\$27.50	
MAY												\$27.50	
JUNE												\$27.50	
TOTAL	390110		\$ 18,857.80	194320		\$ 10,107.80	162020		\$ 2,405.70		2704		\$ 74,360.00
	BATTERYS	LB	REVENUE	ALUM	LB.	REVENUE	OIL	GALLONS	REVENUE		PLASTIC	LB.	REVENUE
JULY	0										12200		\$ (443.57)
AUG				1060	\$0.51	\$540.60					12591		\$ (507.09)
SEPT	4660	\$0.20	\$932.00	1220	\$0.53	\$646.60					10329		\$ (634.82)
OCT											12800		\$ (600.42)
NOV											15760		
DEC													
JAN													
FEB													
MAR													
APR													
MAY													
JUNE													
TOTAL	4660		\$ 932.00	2280		\$ 1,187.20	0		\$ -		63680		\$ (2,185.90)

TOTAL TONS PER CENTER
2016-2017

CENTER	16-Jul	16-Aug	16-Sep	16-Oct	16-Nov	16-Dec	17-Jan	17-Feb	17-Mar	17-Apr	17-May	17-Jun	TONS PER CENTER	COST TO HAUL \$ 37.78/TON	COST TO HAUL \$ 19.37/TON	DIFFERENCE	Rank/Ton 2015
WEST GREENE	68.32	55.48	52.46	58.89	37.13								272.28	\$ 10,109.76	\$ 5,219.61	\$ 9,148.11	1
WEST GREENE	87.7	110.66	99.7	101.57	109.73								509.36	\$ 18,912.54	\$ 9,764.43	\$ 9,148.11	2
AFTON	185.09	179.55	170.49	168.18	143.39								846.7	\$ 31,437.97	\$ 16,231.24		3
HAL HENARD	61.85	45.76	53.22	63.11	51.6								275.54	\$ 10,230.80	\$ 5,282.10		4
HAL HENARD	45.43	57.32	57.33	41	41.76								242.84	\$ 9,016.65	\$ 4,655.24	\$ 4,361.41	5
HORSE CREEK	64.67	66.08	67.97	71.48	61.92								332.12	\$ 12,331.62	\$ 6,366.74		6
SUNNYSIDE	58.45	58.35	46.98	45.38	51.58								260.74	\$ 9,681.28	\$ 4,998.39		7
WALKERTOWN	66.95	72.1	54.78	67.93	62.7								324.46	\$ 12,047.20	\$ 6,219.90		8
BAILEYTON	23.11	31.25	21.22	17.82	48.88								142.28	\$ 5,282.86	\$ 2,727.51	\$ 2,555.35	9
BAILEYTON	20.87	19.72	22.79	29.14	0								92.52	\$ 3,435.27	\$ 1,773.61		10
WEST PINES	47.66	48.3	46.17	41.88	46.93								230.94	\$ 8,574.80	\$ 4,427.12		11
ROMEO	52.3	55.62	48.56	51.74	46.98								255.2	\$ 9,475.58	\$ 4,892.18	\$ 4,583.39	12
CROSS ANCHOR	45.39	44.42	45.99	27.13	41.66								204.59	\$ 7,596.43	\$ 3,921.99		13
CROSS ANCHOR				14.75	0								14.75	\$ 547.67	\$ 282.76	\$ 264.91	14
MCDONALD	42.79	50.6	46.54	47.82	41.18								228.93	\$ 8,500.17	\$ 4,388.59	\$ 4,111.58	15
GREYSTONE	44.24	55.83	44.19	42.92	50.86								238.04	\$ 8,838.43	\$ 4,563.23		16
ST. JAMES	43.45	50.94	34.89	36.32	38.81								204.41	\$ 7,589.74	\$ 3,918.54		17
OREBANK	24.92	26.21	19.11	29.98	23.08								123.3	\$ 4,578.13	\$ 2,363.66		18
OREBANK	5.12		7.44										12.56	\$ 466.35	\$ 240.78	\$ 225.58	19
CLEAR SPRINGS	17.72	26.75	16	13.89	22.61								96.97	\$ 3,600.50	\$ 1,858.91		20
DEBUSK	39.66	39.43	41.38	34.96	40.74								196.17	\$ 7,283.79	\$ 3,760.58		21
CHUCKEY-DOAK	1.78	7.74	4.8	3.97	6.04								24.33	\$ 903.37	\$ 466.41		22
MOSHIM		8.17	16	9.29	7.19								40.65	\$ 1,509.33	\$ 779.26	\$ 730.07	23
WEST GREENE HS	6.14	6.94	5.78	5.29	0								24.15	\$ 896.69	\$ 462.96	\$ 433.73	24
TOTAL TONS	1053.61	1117.22	1023.79	1024.44	974.77	0	0	0	0	0	0	0	5193.83	\$ 192,846.91	\$ 99,565.72	\$ 26,414.13	

MCDONALD TO TIDI WASTE=11 MILES
MCDONALD TO GREENEVILLE LANDFILL=22.80 MILES
ROMEO TO LANDFILL=19.10
ROMEO TO TIDI WASTE=21

SOLID WASTE VEHICLE MILEAGE DECEMBER 1, 2016

TRUCK #	YEAR	MAKE	MILEAGE	MPG	USE
2	2004	MACK	220664	3.6	FRONT LOADER
3	2013	F-250	71363	11.6	DEMO/METAL
4	1985	IH DUMP	265502	2.58	ROCK TRUCK
5	2001	F-150	143759	14	CENTER TRUCK
6	1997	F-350	234532	6.9	SPARE
7	2000	MACK	253773	4.7	FRONT LOADER
8	1984	FORD	3910 TRAC		
9	2006	MACK	78168	4.7	ROLL OFF
11	2000	FORD VIC	39690	22.7	TRIPS
12	2008	F-250	100713	12.8	CENTER TRUCK
13	1984	C-10	75850		SERVICE
14	2014	MACK	49814	4.4	ROLL OFF
15	2014	MACK	70418	5.3	ROLL OFF
16	2014	MACK	30644	5.4	ROLL OFF
17	2014	MACK	28748	5.3	ROLL OFF
19	2007	FORD	177419	5.3	SERVICE
20	2001	DODGE RAM	195738	16.4	VAN INMATES
21	2007	MACK	126122	5.3	FRONT LOADER
22	2001	F-350	203328	10.3	DEMO/Metal
23	2001	MACK	351585	6.2	FRONT LOADER
24	2001	MACK	269989	4.3	FRONT LOADER ★
25	2003	F-350	213966	6.5	MAINTENANCE

recycle

CERTIFICATE OF ELECTION OF NOTARIES PUBLIC
 AS A CLERK OF THE COUNTY OF GREENE, TENNESSEE I HEREBY CERTIFY TO
 THE SECRETARY OF STATE THAT THE FOLLOWING WERE ELECTED TO THE OFFICE OF
 NOTARY PUBLIC DURING THE DECEMBER 19, 2016 MEETING OF THE GOVERNING BODY:

NAME	HOME ADDRESS	HOME PHONE	BUSINESS ADDRESS	BUSINESS PHONE	SURETY
1. STACY WADE BOLTON	265 CHIMNEY TOP LANE CHUCKEY TN 37641	423 234 0943	PO BOX 1690 GREENEVILLE TN 37744	423 636 6200	
2. PAMELA B CARPENTER	625 CEDAR CREEK CAVE RD GREENEVILLE TN 37743	423-636-8810	1414 WEST MAIN STREET GREENEVILLE TN 37743	423-636-8101	
3. SHIRLEY KAY FREER	823 WINCHESTER DR GREENEVILLE TN 37743	423-534-3491	132 BOONE ST SUITE 5 JONESBOROUGH TN 37689	423-913-2700	
4. GIDGET CHANTELL HALE	581 FOX RD CHUCKEY TN 37641	423-620-8230	581 FOX RD CHUCKEY TN 37641	423-620-8230	
5. ALBERT KEITH LIVINGSTON	95 RIVER TRACE LN GREENEVILLE TN 37743	423-639-7251	114 S MAIN ST GREENEVILLE TN 37743	423-639-8824	
6. MELANIE BEALS MCFALL	4405 CHUCKEY PIKE CHUCKEY TN 37641	423-257-8646	106 HOLT COURT GREENEVILLE TN 37743	423-636-0213	10,000.00
7. CHRISTINA A PIERCE	272 ROCKY HILL GREENEVILLE TN 37743	423-470-0278	920 POTTERTOWN RD MIDWAY TN 37809	423-422-9800	15282657N - WESTERN SURETY CO.
8. JASON C PRICE	485 HOUSTON VALLEY RD GREENEVILLE TN 37743	423-972-8378	485 HOUSTON VALLEY RD GREENEVILLE TN 37743	423-972-8378	
9. REV STEPHEN RUTHERFORD	203 UNAKA ST GREENEVILLE TN 37743	571-2909	201 UNAKA ST GREENEVILLE TN 37745	571-2909	
10. BUFIE ELAINE SHEPHERD	1595 JONES BRIDGE ROAD GREENEVILLE TN 37743	423-639-2431	404 EAST BERNARD AVENUE SUITE A GREENEVILLE TN 37745	423-972-4630	

Don Bryant
 SIGNATURE

CLERK OF THE COUNTY OF GREENE, TENNESSEE
 12-6-16
 DATE

RESOLUTION REQUIRING ALL PROCEEDS FROM THE SALE OF SURPLUS AND/OR SALVAGE PROPERTY BE ALLOCATED AS FOLLOWS: _____% OF THE PROCEEDS SHALL BE PLACED INTO THE GENERAL DEBT SERVICE FUND AND _____% OF THE PROCEEDS BE PLACED INTO THE GENERAL FUND

WHEREAS, Greene County Legislative Body has an important responsibility to its citizens to carefully account for public funds, manage the county's finances wisely, and plan for the adequate funding of services desired by the public; and

WHEREAS, there is a need to promote uniformity in the policies and procedures for the funds received from the sale of surplus and salvage property owned by the various departments and agencies of Greene County government; and

WHEREAS, the Greene County Legislative Body believes it would be advantageous to the citizens of Greene County to require that all funds received from the sale of surplus or salvage property be divided between the General Fund and the General Debt Service Fund; and

WHEREAS, after careful consideration the Greene County Legislative Body has determined that _____% of proceeds received by Greene County from the sale of surplus and/or salvaged property of the various departments of county government be allocated to the General Debt Service fund and that the remainder of the proceeds, (_____% of the proceeds be allocated to the General Fund.

WHEREAS, the Legislative Body acknowledges that in approving this resolution that any proceeds received from surplus property purchased with grant funding must be disposed of based on grant guidelines; further any proceeds generated from the sale of equipment originally received as military surplus from the Federal Government must be allocated for law enforcement expenditures.

NOW THEREFORE BE IT RESOLVED, by the Greene County Legislative Body, meeting in regular session on the 19th day of December, 2016 a quorum being present and a majority voting in the affirmative, that _____% of proceeds received from the sale of surplus and/or salvage property be allocated to the General Debt Service Fund and _____% of such proceeds be allocated to the County General Fund.

Roger A. Woolsey
County Attorney
204 N. Cutler St.
Suite 120
Greeneville, TN 37745
Phone: 423/798-1779
Fax: 423/798-1781

Eddie Jennings

Sponsor

County Mayor

County Clerk

County Attorney

A

**A RESOLUTION TO REQUEST THAT OUR ELECTED REPRESENTATIVES IN
THE TENNESSEE GENERAL ASSEMBLY AS WELL AS THE STATE SENATE AND
HOUSE LEADERSHIP SPONSOR AND SUPPORT LEGISLATION TO ALLOW THE
SALE OF HOT MIX ASPHALT FROM COUNTY ASPHALT PLANTS TO
MUNICIPALITIES, PUBLIC UTILITIES, AND BOARDS OF EDUCATION WITHIN
SAID COUNTY**

WHEREAS, *Tennessee Code Annotated*, Section 12-8-101 provides that any local government may own and operate a hot mix asphalt facility or aggregate production facility subject to the restrictions, requirements and mandates contained therein; and

WHEREAS, in August of 2011 the Greene County legislative body approved the purchase and operation of a county-owned asphalt plant to facilitate the paving and improvements of county roads at a cost much less than what the County was paying for asphalt from the private sector (at that time there was only one private sector asphalt plant in Greene County); and

WHEREAS, the funds to purchase and operate said asphalt plant were and are appropriated in part through county property taxes and other county revenue sources; and

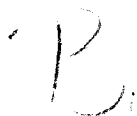
WHEREAS, the savings in the costs of asphalt produced in the first year of operation of the asphalt plant alone more than offset the cost and expense of purchasing and operating the asphalt plant; and

WHEREAS, residents of Greene County's four municipalities have contributed to the purchase of and the continued operation of said asphalt plant through their county property taxes and other revenue sources for Greene County; and

WHEREAS, currently state law does not allow hot mix asphalt from a county-owned and operated asphalt plant to be sold to municipalities, public utilities, boards of education or county departments or agencies within said county; and

WHEREAS, the various departments of county government, the boards of education, municipalities, and the public utilities, all operating from within Greene County could benefit from the savings generated if they each could purchase asphalt directly from Greene County for their paving projects.

NOW, THEREFORE BE IT RESOLVED by the Greene County Legislative Body meeting in regular session on the 19th day of December, 2016, a quorum being present and a majority voting in the affirmative that a request be made to the State Legislators representing Greene County and to the leadership of the Tennessee Senate and House of Representatives to sponsor and support legislation that would amend Tennessee Code Annotated, Section 12-8-101 to allow municipalities, public utilities, boards of education, and other county departments and agencies within the county to purchase asphalt from a county-owned asphalt plant.




Roger A. Woolsey
County Attorney
204 N. Cutler St.
Suite 120
Greeneville, TN 37745
Phone: 423/798-1779
Fax: 423/798-1781

BE IT FURTHER RESOLVED, that the County Clerk forward a copy of this Resolution to our State Senator, Southerland, our State Representatives, Hawk and Faison, to the State Senate and House Leadership and all other Counties in Tennessee asking for their assistance and support seeking legislation that would allow the aforementioned legislative action.

Highway Committee
Sponsor

County Clerk

County Mayor



County Attorney

Roger A. Woolsey
County Attorney
204 N. Cutler St.
Suite 120
Greeneville, TN 37745
Phone: 423/798-1779
Fax: 423/798-1781

**A RESOLUTION TO BUDGET DONATIONS TOTALING \$125 FROM
THE COMMUNITY TO THE GREENE COUNTY EMS DEPARTMENT FOR OFFICE
SUPPLIES FOR FYE JUNE 30, 2017**

WHEREAS, Members of the Greene County community have contributed \$125 to the Greene County EMS Department,

WHEREAS, the contributions have been restricted for EMS Office Supplies

THEREFORE, let the General Fund budget be amended to the following:

INCREASE BUDGETED DONATIONS

48610	Donations	\$ 125
	Total increase in Donations	<u>\$ 125</u>

INCREASE GREENE COUNTY EMS - OTHER CHARGES

55130	Ambulance/Emergency Medical Services	
435	Office Supplies	\$ 125
	Total increase in Office Supplies	<u>\$ 125</u>

NOW, THEREFORE; be it resolved by the Greene County Legislative Body meeting in regular session this 19th day of December, 2016, a quorum being present and a majority voting in the affirmative, that the budget be amended as above.

County Mayor

Budget and Finance

Sponsor

County Clerk



County Attorney